

www.ests.org
www.estsmeetings.org/2012

20th European Conference on General Thoracic Surgery



**European Society
of Thoracic Surgeons**

www.ests.org

**Essen - Germany
10 - 13 June 2012**

FINAL PROGRAMME

©Fotos: Peter Wieler, Essen Marketing GmbH





EVIS EXERA III

MEDIASTINAL N-STAGING WITH ENDOSCOPIC ULTRASOUND

Workshop with lectures and hands-on.

Chair: Jaroslaw Kuzdzal, Krakow
Faculty: Mark Krasnik, Copenhagen and Artur Szlubowski, Krakow

Monday, June 11 2012

- 17.00–17.15** Surgical staging techniques and results
[Jaroslaw Kuzdzal](#) 15 min
- 17.15–17.25** Endoscopic ultrasound staging of the mediastinum
[Mark Krasnik](#) 10 min
- 17.25–17.35** Implementing Endoscopic Ultrasound in the Thoracic Service
[Artur Szlubowski](#) 10 min
- 17.35–17.45** EBUS-TBNA 10 years scientific study - a review
[Mark Krasnik](#) 10 min
- 17.45–19.30** Hands-on: Do your first lymph node sampling using endoscopic ultrasound. Leading experts in this field are ready to guide you through the procedure.

Location CC Süd (South)
Saal M-N

Time 17.00–19.30

OLYMPUS

Your Vision, Our Future

CONTENTS

2	Welcome Message
5	President's Message
6	European Society of Thoracic Surgeons
6	Council 2012
6	Society Website
7	Ad Hoc Committees
7	National Regents
8	Honorary Members
9	Past Presidents
	20th European Conference on General Thoracic Surgery
9	Scientific Programme Committee 2012
9	Local Organising Committee 2012
9	Official Representatives Other Societies
10	Reviewers
11	Important Addresses
12	How to reach the conference venue
13	Registration Area
14	Detailed Registration Information
17	Conference Information
18	General Information on Essen
20	Travel Information
21	Official Social Programme
23	Tours and Excursions
24	Guidelines & Information for Speakers, Chairpersons and Poster Presenters
26	Prizes and Awards
27	Prize Winners
30	Invited Guest Lecturer
30	Extraordinary Guest Lecturer
31	General Assembly
31	Business Meetings
35	Floor Plans
38	Exhibition Floor Plan
43	Programme Overview
	Scientific Programme
51	Sunday, June 10, 2012
59	Monday, June 11, 2012
73	Tuesday, June 12, 2012
83	Wednesday, June 13, 2012
91	Poster Index
105	List of Authors
124	Disclosures

WELCOME MESSAGE



Dear Colleagues, Guests and Friends,

On behalf of the European Society of Thoracic Surgery (ESTS) and the Local Organising Committee we are pleased to welcome you to the 20th European Conference on General Thoracic Surgery in Essen, Germany from 10 – 13 June 2012.

Essen is one of the most important business locations in the Federal Republic of Germany and is a center of decision-makers in German industry. Ten of the 100 companies with the highest sales in Germany have their headquarters in Essen. With roughly 600,000 inhabitants, the trade and services center of Essen is the eighth-largest city in Germany in the heart of North Rhine-Westphalia, the federal state with the strongest economy. With its history spanning 1,150 years, Essen can boast not only lovely areas and fascinating nooks and crannies, but also outstanding examples of urban culture. Winding towers and blast furnaces are things of the past – the skyline of the former coal and steel city is today dominated by office towers and glass facades. The imposing cityscape silhouette reflects Essen's significance as the business center of the Ruhr Metropolitan Region, which is one of Europe's largest conurbations alongside London and Paris. The departure from coal and steel was accompanied by the drive towards becoming one of the most diverse and densest cultural landscapes. What used to be boiler houses and machine halls became cultural hotspots and a comparable wealth of different theatres, musical performances, museums, design and architectural achievement can be found nowhere else in Europe. The intensity of this renaissance could be seen in the region's appointment- spearheaded by Essen – to become the European Capital of Culture 2010.

The Folkwang Museum houses paintings, drawings and sculptures by some of the most important modern artists from Romanticism to the present – as well as a collection depicting the history of photography. Financed by Alfried Krupp von Bohlen and Halbach Foundation and designed by the famous architect David Chipperfield, the new building was opened in 2010. The Unesco Heritage Site Zollverein is the most beautiful coal mine in the world. This landmark museum of natural and cultural history has been reopened under the name Ruhr Museum in the former coal wash of the Zeche Zollverein. The permanent geological collection "terra cognita" focuses on the development of the earth, naturally devoting much attention to coal. A meteorite is on display alongside other objects as fossils, the reconstructed skeleton of a mammoth, and a fascinating diorama of a bog forest dating from the Carboniferous Age.

The cultural dynamism of Essen is well marketed in the cathedral church and its several valuable art treasures of worldwide significance, the old Synagogue displaying Jewish culture, the Aalto Opera House, the Philharmonic Concert Hall, the Grillo Theatre, the Villa Hügel with the collection of Flemish tapestries dating from 1500 to 1760, and finally the Folkwang University of Music Theatre and Dance, Design and Academic studies. Large spectacular urban projects such as the ThyssenKrupp Quartier, the corporate headquarters of E.ON Ruhrgas or the University Quarter Essen are symbols of the region's fitness to meet future challenges. Essen presents itself as a captivating city that offers a host of unexpected discoveries, stimulating experiences, and lasting impressions.

Because of the advantageous central location, Essen can easily be reached from every European country within 3 hours. The International Rhine-Ruhr airport in Dusseldorf has connections to about 190 cities in Germany, Europe and other continents. With the airport

express bus, taxis or the ICE express train you can get to Essen main railway station or to congress venue in 20 to 25 minutes. Essen main railway station is the starting point for more than 120 ICE, InterCity, EuroCity and InterRegio train connections for all destinations in Germany and other European countries.

The ESTS Conference will take place at the Congress Center Essen beside the landscaped Grugapark. The Congress venue offers all the facilities and is easily reached from most hotels on foot or by tram/subway (max 2-3 stations). The existing excellent cooperation between ESTS and medical industry in the area of Thoracic Surgery will continue in the forthcoming European Conference on General Thoracic Surgery in Essen and will increase knowledge and exchange of information for both sides. More companies as yet will present technological innovations, trends and products and ideas. The open dialogue between thoracic surgeons and industry must be the generator to identify new trends and to develop practicable solutions. Technological innovation, personal experience and handicraft knowledge have to be used for the good of our patients, to reduce perioperative risks and make surgery safe and effective. I extend our thanks for all those supporting an ever-growing enthusiastic international family of thoracic surgeons and partners.

This conference will continue the success of the preceding conferences in Krakow, Valladolid and Marseille. The groundbreaking scientific programme will draw together many thoracic surgeons and specialists from Europe and all over the world. More than 1000 participants are expected to join this unique scientific event.

The 20th European Conference on General Thoracic Surgery will present a variety of exciting new futures in general thoracic surgery, starting on Sunday with the 4th Collaborative Symposium on General Thoracic Surgery organized by ESTS-AATS-STS-JACS and ASCVTS. This year, a new interactive concept will be presented, traced out by David Waller, with 3 teams competing for the winning presentations on 8 clinical case scenarios. For these exciting topics, the participation with interactive voting by the audience is intended. In the afternoon, the Database and Quality team that accumulated expertise and collaborative spirit in setting up the registry for the success of this important project, will present the 2012 Annual Report.

The 20th European Conference on General Thoracic Surgery will provide a wonderful forum for you to meet and interact with leading scientists and physicians of thoracic oncology and to refresh your knowledge base and explore the most up-to-date information regarding the science and advances in the diagnosis and operative treatment of benign and malignant thoracic diseases.

581 abstracts have been submitted, a new record for an ESTS meeting. The scientific programme committee has selected in all categories the most interesting abstracts with the highest quality. Presentations from leading experts, breakfast seminars, Oral and Poster Abstract Presentations, Videos and Motion Picture presentations, working group sessions in the field of thoracic oncology as well as Industry and Non – Industry Supported symposia will provide delegates with information on the latest developments in basic science and surgical treatment. Invited and Extraordinary Guest lectures as well as the Presidential Address are expected to be highlights of the Conference.

A special Young Investigator's Session and Hands-on Training Sessions will be held on 11 June, covering an array of special topics of great interest to young investigators and are specifically designed for those in the early stages of their career. The Techno Meeting on 12 June will address novel therapies and innovative topics providing insights into new technologies that can impact general thoracic surgery practice.

In addition to an outstanding Scientific Programme, delegates will be able to enjoy unique sights and culture of Essen and the Ruhr Area. Delegates can visit world renowned art galleries and historic sites, take a tour in industrial culture, and discover the city at their own

pace. There is something for everyone to enjoy by taking a train to neighboring cities and villages. For the official social events, as the Opening Ceremony and Reception, German Evening and Gala Dinner, the LOC has organized a varied programme with classical music, live walking jazz music, artists and pantomimes.

Finally for sporting and non-sporting thoracic surgeons, a “wake up run” will be organized by my secretary Ingrid Wirscheim on Sunday morning. Inside the beautiful green oasis, the Grugapark, 3 km are to master with good mood, high spirit and some surprises. Let’s go! We hope you will join us for a symphony of an outstanding conference, and take a little extra time to enjoy the unique beauty of Essen and Ruhr Area and its surroundings.

We look forward to welcoming you to Essen



Georgios Stamatis
Chairman of LOC

PRESIDENT'S MESSAGE



Dear Members and Guests,

ESTS is going to enter soon its 20th year. With the continuous move upwards of our subsequent meetings, ESTS has made a success of its transition towards adulthood, as it is now settled as the first and foremost society dedicated to general thoracic surgery in the world in terms of both members and attendees at its annual meeting.

This year, out of 581 submissions, the Essen Programme Committee after 2 rounds of blind review has selected 227 (39%) abstracts for presentation at the meeting. Thus, according to its pure tradition, ESTS intends again to set up a programme of the highest quality. While the scientific sessions will include the very best of your work, rewarded by many ESTS Prizes, the techno-meeting, breakfast sessions and numerous symposia will gather a large number of leading experts and cover all aspects of general thoracic surgery.

The 4th joint ESTS-AATS-STC collaborative postgraduate symposium welcomes Eastern organisations with the JACS and the ASCVTS and this undoubtedly will enhance its educational value. To end with a flourish the first day of our meeting, an exciting new and interactive format has been designed for the "Masters Court".

The Annual meeting is also a unique opportunity to reinforce connections and friendship between colleagues from all over the world. Besides our professional concerns which always benefit from informal discussions around a coffee in the exhibition space with experienced colleagues, we will have multiple occasions to meet friends and make new contacts as Georgios Stamatis and the local organising committees have found amazing places where we will enjoy our time together.

Last but not least, thanks to our industrial partners who have been supporting ESTS faithfully since its beginning, the exhibition space welcomes you to point up the up-to-date technology of our surgical environment. Don't forget to visit the ESTS booth, where our emblematic administrative secretary, Sue Hesford, will inform you on membership applications, extensions of our school projects, travel fellowship programmes and forthcoming events.

I am sure you will return home from Essen with refreshed ideas and the strong feeling to have enjoyed a professionally and friendly useful time.

A handwritten signature in blue ink, appearing to read 'P. Thomas', with a long horizontal flourish extending to the right.

Pr. Pascal A. Thomas
President of ESTS

COUNCIL 2012

OFFICERS:

President:	Pascal Thomas, France
General Secretary:	Dirk Van Raemdonck, Belgium
Treasurer:	Konstantinos Papagiannopoulos, UK
Editor:	Gonzalo Varela, Spain
President Elect:	Dirk Van Raemdonck, Belgium
Secretary-General Elect:	Alessandro Brunelli, Italy
Past President:	Gunda Leschber, Germany

DIRECTORS:

Director of Annual Meeting:	Jaroslav Kuzdzal, Poland
Director of Database:	Alessandro Brunelli, Italy
Director of External Relations:	Michael Mueller, Austria
Director of Education:	Federico Venuta, Italy

COUNCILLORS:

Alessandro Brunelli, Italy	Michael Rolf Mueller, Austria
Cengiz Gebitekin, Turkey	G. Alexander Patterson, USA
Henrik Jessen Hansen, Denmark	Alper Toker, Turkey
Eric Lim, UK	Federico Venuta, Italy
Gilbert Massard, France	

SOCIETY WEBSITE

Find out more about ESTS on the official society website: www.ests.org

AD HOC COMMITTEES

Ad Hoc Committee Clinical Guidelines:

Tim Batchelor, Pier Luigi Filosso, M Blair Marshall

Ad Hoc Committee Oesophageal Surgery:

Xavier Benoit D'Journo, Ewout Kouwenhoven, Philippe Nafteux

Ad Hoc Committee Quality of Life and Patient Safety:

Bram Balduyck, Nuria Novoa, Cecilia Pompili

Ad Hoc Committee Technological Advancements:

Johannes Bodner, Stefan Fischer, Dominique Gossot

Ad Hoc Committee Training in Thoracic Surgery:

Juan Fibla, Caroline Rivera, Giulia Veronesi

Ad Hoc Committee Website & Communication:

Elena Fernandez-Martin, Douglas West, Charalambos Zisis

NATIONAL REGENTS

Albania

Armenia

Austria

Belgium

Bosnia & Herzegovina

Brazil

Bulgaria

Canada

Cyprus

Czech Republic

Denmark

Egypt

Estonia

France

Germany

Georgia

Greece

Hungary

India (south)

Iran

Israel

Italy

Japan

Jordan

Korea (south)

Kosovo

Latvia

Lithuania

Luxembourg

Mexico

Fadil Gradica

Gor Melikyan

Clemens Aigner

Herbert Decaluwe

Safet Guska

Alfredo Savio Monteiro Nogueira

Anastas Chapkanov

Tom Waddell

Georgios Georghiou

Jan Schutzner

Rene Petersen

Amir Allama

Tanel Laisaar

Pierre-Emmanuel Falcoz

Erich Stoelben

Gia Lurmanashvili

Christophoros Foroulis

Akos Kocsis

Srirangapatna Srikrishna

Hamid Kadhodaie

Alon Yellin

Stefano Margaritora

Tomoyuki Goya

Mazin El Jamal

Jong Ho Park

Frederik Cuperjani

Ints Silins

Saulius Cicenas

Georges Decker

Erick Cespedes-Meneses

Montenegro
Netherlands
Poland
Portugal
Romania
Russia
Saudi Arabia
Serbia
Slovakia
Slovenia
Spain
Sweden
Switzerland
Syria
Turkey
UK
Ukraine
United Arab Emirates

Milan Mijovic
 Jan Eerenberg
 Konrad Pawelczyk
 Fernando Palma Martelo
 Alexandru Nicodin
 Andrey Akopov
 Khaled Al Kattan
 Milord Bijelovic
 Roman Benej
 Marko Bitenc
 Florentino Hernando Trancho
 Per Bergman
 Didier Schneiter
 Nizar Abbas
 Akif Turna
 Antonio Martin-Ucar
 Oleksandr Linchevskyy
 Hossameldin Wagdi

HONORARY MEMBERS

Henry Ellis, USA
 Robert Ginsberg (†), Toronto, Canada
 Eugene Reboud, Marseille, France
 Ingolf Vogt Moykopf, Heidelberg, Germany
 Henry Eschapasse, Paris, France
 Griff Pearson, Toronto, Canada
 Francisco Paris, Valencia, Spain
 Michel Ribet, La Madeleine, France
 Joel Cooper, St Louis, USA
 Mark Orringer, Ann Arbor, USA
 Andre Naef, Lausanne, Switzerland
 Hermes Grillo (†), Boston, USA
 Leon Lacquet, Ubbergen, Netherlands
 Valerie Rusch, New York, USA
 Giovanni Ferrante, Naples, Italy
 Alec Patterson, St Louis, USA
 Jay Jeyasingham, Bristol, UK
 Peter Pairolero, Rochester, USA
 Peter Goldstraw, London, UK
 Toni Lerut, Leuven, Belgium
 Tom Treasure, London, UK
 Guillermo Ramos, Valladolid, Spain
 Mikhail Perelman, Moscow, Russia
 Pierre Fuentes, Marseille, France
 Detlev Branscheid, Bielefeld, Germany

1994, Siena
 1995, Lausanne
 1996, Cordoba
 1996, Cordoba
 1996, Cordoba
 1997, Wroclaw
 1998, Portoroz
 1999, Nancy
 2000, London
 2001, Lisbon
 2001, Lisbon
 2002, Istanbul
 2002, Istanbul
 2004, Zurich
 2004, Zurich
 2005, Athens
 2005, Athens
 2006, Stockholm
 2007, Leuven
 2008, Bologna
 2009, Krakow
 2010, Valladolid
 2010, Valladolid
 2011, Marseille
 2012, Essen

PAST PRESIDENTS

Ingolf Vogt-Moykopf, Heidelberg, Germany	1994
Peter Goldstraw, London, UK	1995
Giovanni Ferrante, Naples, Italy	1996
Francisco Paris, Valencia, Spain	1997
Philippe Levasseur, Paris, France	1998
Tadeusz Orłowski, Warsaw, Poland	1999
Toni Lerut, Leuven, Belgium	2000
Heikki Toomes, Gerlingen, Germany	2001
Pierre Fuentes, Marseille, France	2002
Ion Bellenis, Athens, Greece	2003
Tomasz Grodzki, Szczecin, Poland	2004
Walter Weder, Zurich, Switzerland	2005
Semih Halezeroglu, Istanbul, Turkey	2006
Richard Berrisford, Exeter, UK	2007
Gaetano Rocco, Naples, Italy	2008
Laureano Molins, Barcelona, Spain	2009
Michael Rolf Mueller, Vienna, Austria	2010
Gunda Leschber, Berlin, Germany	2011

SCIENTIFIC PROGRAMME COMMITTEE 2012

Alessandro Brunelli, Italy	G. Alexander Patterson, USA
Thomas Anthony D'Amico, USA	Rajesh D Shah, UK
Frank Detterbeck, USA	Georgios Stamatis, Germany
Sue Hesford, UK	Pascal Thomas, France
Jaroslav Kuzdzal	Dirk Van Raemdonck, Belgium
Michael Rolf Mueller, Austria	Federico Venuta, Italy
Konstantinos Papagiannopoulos, UK	David Waller, UK
Bernward Passlick, Germany	Gonzalo Varela, Spain

LOCAL ORGANISING COMMITTEE 2012

Georgios Stamatis	Matthias Altmayer
Stefan Welter	Christian Ketscher
Bettina Krebs	Wilfried Eberhardt
Danjouma H. Cheufou	

OFFICIAL REPRESENTATIVES OTHER SOCIETIES

David Sugarbaker, President, American Association for Thoracic Surgery
 David Fullerton, Secretary, Society of Thoracic Surgeons
 Carolyn Reed, Past Treasurer, Society of Thoracic Surgeons
 Meinoshin Okumura, Vice President, Japanese Association for Chest Surgery
 Rajan Santosham, Representative, Asian Society for CardioVascular and Thoracic Surgery
 Yolonda Colson, Past President, Women in Thoracic Surgery

Francis Nichols, Vice President, General Thoracic Surgical Club
 Mark Ferguson, Executive Director, International Society for Diseases of the Esophagus
 Peter Goldstraw, President, International Association for the Study of Lung Cancer
 Frank Detterbeck, Chair, International Thymic Malignancy Interest Group
 Jose Ribas Milanez De Campos, International Secretary, Brazilian Thoracic Society
 Rolf Stahel, President, European Society for Medical Oncology
 Bernward Passlick, President, Deutsche Gesellschaft für Thoraxchirurgie

REVIEWERS

Chair: Jarosław Kuźdżał

Clemens Aigner	Fadil Gradica	Eugenio Pompeo
Andrey Akopov	Tomasz Grodzki	Cecilia Pompili
Marco Anile	Henrik Jessen Hansen	Ramon Rami-Porta
Kalliopi Athanassiadi	Florentino Hernando Trancho	Sridhar Rathinam
Bram Balduyck	Martin Huertgen	Thomas Rice
Sion Barnard	Eveline Internullo	Marc Riquet
Frank Beckers	Marcelo Jiménez	Juan-José Rivas de Andres
Roman Benej	Jacques Jougon	Caroline Rivera
Richard Berrisford	Bartosz Kubisa	Gaetano Rocco
Milorad Bijelovic	Tanel Laisaar	Witold Rzyman
Alessandro Brunelli	Francoise Le Pimpec Barthes	Vitor Manuel Sa Vieira
Paolo Carbognani	Gunda Leschber	Michele Salati
Stephen Cassivi	Eric Lim	Didier Schneiter
Anastas Chapkanov	Oleksandr Linchevskyy	Jan Schutzner
Frederik Cuperjani	Gia Lursmanashvili	Rajesh Shah
Damian Czyzewski	Stefano Margaritora	Georgios Stamatidis
Niccolo Daddi	Blair Marshall	Erich Stoelben
Thomas D'Amico	Fernando Martelo	Pascal Alexandre Thomas
Herbert Decaluwe	Antonio Martin-Ucar	Alper Toker
Georges Decker	Gilbert Massard	Akif Turna
Abdulilah Deiraniya	Sandro Mattioli	Dirk Van Raemdonck
Frank Detterbeck	Gor Melikyan	Gonzalo Varela
Xavier Benoit D'Journo	Laureano Molins	Federico Venuta
Andre Duranceau	Thomas Molnar	Giulia Veronesi
Jan Peter Eerenberg	Michael Rolf Mueller	David Waller
Adelheid End	Philippe Naftoux	Katrin Welcker
Pierre Emmanuel Falcoz	Alexandru Nicodin	Biruta Witte
Elena Fernandez Martin	Nuria Novoa	Janusz Włodarczyk
Juan Fibla	Konstantinos Papagiannopoulos	Douglas Wood
Pier Luigi Filosso	Wyn Parry	Alon Yellin
Christophoros Foroulis	Bernward Passlick	Piero Zannini
Jozsef Furak	Alexander Patterson	Marcin Zielinski
Mariano Garcia Yuste	Rafael Penalver Pascual	Charalambos Zisis
Cengiz Gebitekin	Rene Horsleben Petersen	
Georgios Georghiou	Jaroslaw Pierog	
Dominique Gossot	Cezary Piwkowski	

IMPORTANT ADDRESSES

Official PCO, Registration and Accommodation

Mondial

Mondial Congress & Events
Mondial GmbH & Co. KG
Operngasse 20b
1040 Vienna, Austria
Tel.: +43 1 58804-0
Fax: +43 1 58804-185
E-mail: ests2012@mondial-congress.com
www.estsmeetings.org/2012



Exhibition Management and Sponsorship

MAW

MAW-Medizinische Ausstellungs- und
Werbegesellschaft
International Exhibitions & Advertising
Freyung 6/3/3
1010 Vienna, Austria
Tel.: +43 536 63-37
Fax: +43 1 535 60 16
E-mail: maw@media.co.at

Conference Venue

MESSE ESSEN GmbH
Congress Center Essen /
CC West & CC South
Norbertstraße
45131 Essen, Germany
Tel.: +49 201 72 44 878/879
Fax: +49 201 72 44 877
info@cc-essen.de

Conference Website

The conference website is
www.estsmeetings.org/2012

Scientific Secretariat

European Society of Thoracic Surgeons
1 The Quadrant, Wonford Road,
Exeter EX2 4LE, UK
Tel.: +44 1392 430671
Fax: +44 1392 430671
sue@ests.org.uk
www.ests.org

HOW TO REACH THE CONFERENCE VENUE

WALKING

The CCE is at approx. 5 minutes' walking distance from Atlantic Hotel, Hotel an der Gruga and at approx. 10 min walking distance from Hotel Maximilians.

ARRIVAL BY TRAIN/ METRO

The Essen main railway station is the junction for over 120 ICE, InterCity, EuroCity and Inter-Regio connections in all directions every day.

From the central junction Essen main railway station, you can reach the venue Messe Essen within 5 minutes by underground line 11.

ARRIVAL BY CAR

You can come to the CCE by car via the most important Rhine-Ruhr motorways A52, A3 and A40/A42. Please use car park P6.

Arriving via the A52

Coming from the direction of Bochum or Düsseldorf, please take the exit no. 28 (Essen-Rütenscheid). Follow Norbertstraße for approx. 350 m and then turn left into Lührmannstraße. After approx. 100 m, you will find the entrance to the multistorey car park P6 on the right.

Arriving via the B224

Coming from the direction of the Essen city centre or the A40, turn right into Norbertstraße. Follow Norbertstraße for approx. 660 m and then turn right into Lührmannstraße. After approx. 100 m, you will find the entrance to the multistorey car park P6 on the right.

TAXIS IN ESSEN

You can contact Taxi Süd at +49 201 269 040.

REGISTRATION AREA

The Registration Area is located on the ground floor of CC West. The Mondial Congress & Events team and the conference hostesses will be pleased to help you with all enquiries regarding registration, conference material, and the conference programme. Please do not hesitate to contact the team members if there is anything they can do to make your stay more enjoyable.

REGISTRATION AND INFORMATION DESK ONSITE – OPENING HOURS

Saturday, 9 June:	16:00 - 20:00
Sunday, 10 June:	07:30 - 19:00
Monday, 11 June:	07:00 - 19:00
Tuesday, 12 June:	07:00 - 18:30
Wednesday, 13 June:	07:30 - 13:00

To avoid unnecessary delays on Sunday morning, participants are strongly advised to register and collect meeting documentation already on Saturday evening, 16:00 - 20:00.

Pre-Registration Counters

For participants who are already registered. Please have the confirmation letters sent by Mondial Congress & Events close at hand.

If you still have an outstanding payment you may settle your account in cash in EURO only or by Credit Card (Visa, Master Card, Diners Club and American Express will be accepted).

For participants who have booked their accommodation in advance via Mondial Congress & Events, the staff at this counter will also help you to change your reservation, if necessary.

Furthermore, delegates will receive information on all conference-related issues.

If you have pre-booked a tour with Mondial Congress & Events, the staff at this counter will also provide any information needed.

On-Site Registration Counter

For participants registering and paying their registration fees on-site. You will need to fill out an on-site registration form. Payments will be accepted in EURO only or by Credit Card (Visa, Master Card, Diners Club and American Express).

Please exchange here your Gala Dinner voucher for a seating-ticket until Tuesday, June 12, 12am!

Congress Bags and Information

Participants can pick up a conference bag at the registration desk by handing in the conference bag voucher they receive when registering. Delegates can also leave or receive personal messages at the registration desk.

DETAILED REGISTRATION INFORMATION

ON-SITE REGISTRATION FEES

Before approaching the on-site registration counter, please fill in a registration form, available at the desks nearby.

CONFERENCE FEES (in EURO)	On-Site Registration Fee
Postgraduate Symposium "ESTS – AATS – STS – JACS – ASCVTS"	
Standard income countries*	EUR 150,00
High-Middle income countries*	EUR 75,00
Low-Middle income countries*	EUR 50,00
Conference:	
ESTS Member Fee (Standard income)*	EUR 200,00
ESTS Member Fee (High-Middle income)*	EUR 100,00
ESTS Member Fee (Low-Middle income)*	EUR 50,00
ERS Member Fee (pulmonologists)	EUR 200,00
Non-Member Fee	EUR 350,00
Trainee ESTS Member	EUR 100,00
Trainee Non-ESTS Member (certificate)**	EUR 150,00
Allied professionals / students (certificate)**	EUR 150,00
Day Ticket	EUR 150,00
Breakfast Session (per Session)	EUR 25,00
Accompanying Person	EUR 55,00
Techno Meeting	INCLUDED
Symposia	INCLUDED
SOCIAL PROGRAMME	
Opening Ceremony and Welcome Reception	INCLUDED
German Evening (Monday)	EUR 50,00
Gala Dinner (Tuesday)	EUR 80,00

* countries listed on www.ests.org

** to confirm trainee status, please bring a letter of chief of department/institution to Mondial Congress & Events

Important Notice: Membership Fee is applicable to all those who have applied for ESTS membership and have paid the 2012 membership fee.

Participants' Registration Fee includes: (Members, Non-Members, Trainees)

- Admission to all scientific sessions
- Admission to poster area and commercial exhibition
- Conference material (congress bag, conference programme, abstract publication, name badge)
- Certificate of attendance
- Coffee breaks
- Lunch
- Opening Ceremony and Welcome Reception

Accompanying Persons' Registration Fee includes:

- Opening Ceremony and Welcome Reception
- Admission to general areas of the conference venue (not to scientific sessions, except for the presidential address and the invited guest lecture)
- Half-day guided walking tour of Essen

Ticket for the German Evening includes:

Informal dinner at Dampfe – Das Borbecker Brauhaus, incl. drinks

Gala Dinner Fee includes:

Gala Dinner at Colosseum Theater, incl. drinks

Name Badges

Participants will receive their name badges when collecting their conference documentation. You are kindly requested to wear your name badge during all conference events, including the Opening Ceremony, and the Welcome Reception. Please note that admission to scientific sessions is strictly restricted to participants wearing their badges. Accompanying persons are not entitled to attend the scientific sessions, except for the presidential address and the invited guest lecture.

The following letter codes are used on the name badges:

Member - M

Non-Member - NM

Accompanying Persons - A

Staff - S

Postgraduate Symposium - P

Additional Ribbons will identify:

Council	
Programme Committee	
Invited	
Invited Speakers	
Honorary Member	

Payment

Please note that all on-site payments should be made in EURO (€) or by credit card (Visa, MasterCard, Diners Club and American Express will be accepted). Unfortunately, we cannot accept traveller's cheques, other credit cards, Eurocheques or other currencies.

Abstract Book

The ESTS 2012 Abstract Book is included in the conference bag.

Certificate of Attendance

Your Certificate of Attendance will be included in your conference material available at the registration desk.

Conference Language

The official language of the meeting is English. No simultaneous interpretation will be provided.

Continuing Medical Education (CME) Credits

The scientific programme of the 20th European Conference on General Thoracic Surgery is accredited by the European Accreditation Council for Continuing Medical Education (EACCME) to provide the following CME activity for medical specialists. The EACCME is an institution of the European Union of Medical Specialists (UEMS), www.uems.net.

20th European Conference on General Thoracic Surgery is designated for a maximum of, or up to 21 European CME credits (ECMEC). Each medical specialist should claim only those hours of credit that he/she actually spent in the educational activity.

EACCME credits are recognised by the American Medical Association towards the Physician's Recognition Award (PRA). To convert EACCME credit to AMA PRA category 1 credit, contact the AMA.

CONFERENCE INFORMATION

Preview Room

The preview room is located on the ground floor of CC West. Please follow the signage. Staff and equipment will be available for you to arrange and preview your PowerPoint presentation. Please find more detailed information on page 24.

Internet Access

An internet corner is available in the exhibition area, on the ground floor at CC West.

ESTS Booth

For matters regarding ESTS membership and other ESTS activities, participants are cordially invited to visit the ESTS booth in the registration area, ground floor at CC West.

Cloakroom

A cloakroom area and luggage storage facilities are available on the ground floor at CC West.

Smoking

For health and security reasons and as a courtesy to non-smoking participants, you are kindly requested to refrain from smoking inside the conference venue.

Conference Staff

The Mondial Congress & Events team members are present at the registration counter and conference hostesses are present in all lecture rooms. Do not hesitate to approach them with queries – they will gladly assist you.

Lunch and Refreshments

Coffee and tea will be available in the Exhibition Area during designated coffee break times and is included in the registration fee.

Lunch will be available Sunday, 10 June between 12:00 - 13:00 hrs. for participants of the Postgraduate Symposium and will be served in the Exhibition Area (valid name badge required).

On Monday, 11 June and Tuesday, 12 June, lunch will be served in the Exhibition Area. Lunch boxes will be available during lunch symposia and video sessions.

Cash Point

A cash point is available at the entrance of CC South.

First Aid

In case of need, please contact the staff at the registration desk or dial 112.

Taxi

A taxi stand is located in front of the Conference Centre.

GENERAL INFORMATION ON ESSEN

With ca. 570,000 inhabitants, Essen is one of Germany's ten biggest cities. In the last century, the city gained fame as the centre of the coal and steel industries in Germany, but viewed historically, the period in which these industries held sway was only relatively short. In the year 2002, Essen celebrated the 1150th anniversary of the convent and of the city of Essen. For around 1000 years, Essen was an ecclesiastical principality and was governed by abbesses.

Today, three-quarters of the working population of what was once the biggest coal mining city in Europe are employed in administration, the service industries and commerce. Some of the German companies with the highest turnovers have their administrative headquarters in Essen, including RWE AG, Evonik Industries (formerly RAG-Aktiengesellschaft), E.ON Ruhrgas AG, Karstadt Warenhaus GmbH and Hochtief AG. Thyssen-Krupp AG has its new headquarters on the historical site of the Krupp steel casting factory, including an academy, which will welcome up to 2,500 managers from all over the world.

Monuments of former industry stand as symbols for the city's successful structural transformation. The most famous landmark of the Ruhr region, the Zollverein Colliery, along with the adjacent area of the coking plant, has been listed as a World Cultural Heritage Site by UNESCO. But the colliery and coking plant are not museum-like, forbidden and forbidding places. PACT Zollverein, with its emphasis on dance, the North Rhine-Westphalian Design Centre with its internationally renowned "red dot design museum", and the Zollverein School of Management and Design have their offices at Zollverein XII. The RuhrMuseum will soon be moving into the historical coal washing plant.

A further imposing relic of the industrial era is the Colosseum at Berliner Platz. The historical factory building from around 1900, which formerly belonged to Krupp and where forgings and castings were once produced, is now one of Germany's most impressive musical stages. "Change through culture - culture through change": the theme that palpably characterises the entire region and the city of Essen has also convinced Brussels. Essen, along with the Ruhr District, has been nominated by the European Commission as the European Capital of Culture of 2010. A title that acts as recognition of the work that has been done here over the years.

The Aalto Opera House has a name that extends far beyond the region - not only for its music, but also for the architecture of the building. The music theatre in Essen, under the leadership of its director and conductor-in-chief Stefan Soltesz, enjoys a reputation among critics that places it right among the leaders in the whole of Germany. As a concert hall with radiance - and resonance, even amongst international music stars - the new philharmonia in historic Saalbau has quickly played its way into the consciousness of music lovers. The "aalto ballett theater" is the best in the region, and the "Essener Sprechtheater" has twice been distinguished as the North Rhine-Westphalian Theatre of the Year: artistic director Anselm Weber convinces audiences with productions of classics, new works, performances and projects.

A collection of international renown can be found in Essen's Folkwang Museum. "Villa Hügel", the former residence of the industrial Krupp family is a regular venue for world-class exhibitions of cultural history. And even apart from these special and exceptional exhibitions, the visit is worthwhile, for the beautiful park alone.

And generally, people who come to Essen for the first time are nearly always surprised: over 50 percent of the area of the city is green! Favourite places for the Esseners and their guests to relax are the banks of the River Ruhr and Baldeney Lake - or the "Gruga" - one of Germany's biggest and most beautiful city gardens.

CLIMATE

Essen is situated in the temperate zone. In June, the average maximum temperature is 19.9°C with 12 rainy days on average.

ELECTRICITY

The main voltage in Germany is 230V, 50Hz. The standard two-pin European style plugs are used.

TIME

Essen is in the Central European Time Zone, 1 hour ahead of Greenwich Mean Time (GMT + 1).

SHOPPING

Most shops are open from 09.30 am to 8 pm.

Today, most of Essen city centre is a pedestrian zone. But it is not only in the city centre that excellent shopping is to be had. Metropolis shopping: with the opening of the shopping center at Limbecker Platz, Essen is decidedly gaining ground in importance and denotation as an attractive city. More than 700 retail shops and boutiques are the reason why Essen's downtown area has been such an attractive shopping place of long standing, and its cultural centers of attraction are quite convincing.

TIPPING

Tipping is not included in your check. You can expect a usual tipping of 5 to 10 percent.

INSURANCE AND LIABILITY

Delegates are advised to arrange health and accident insurance prior to travelling to the Conference. ESTS is not responsible for any personal injury, loss, damage, accident to private property or additional expense incurred as a result of delays or changes in air, rail, sea, road or other services, strikes, sickness, weather or any other cause.

TRAVEL INFORMATION

ARRIVAL BY PLANE

If you are arriving by plane, your destination is the Rhine-Ruhr airport, Düsseldorf International. With over 500 take-offs and landings every day, it offers flight connections to over 170 cities in Germany and abroad. <http://www.duesseldorf-international.de>

From the airport, it is only about a 20-minute drive by taxi to Messe Essen (CCE).

You can also take the Regional Express or S-Bahn S1 to Essen main railway station. In order to catch the trains, please take the Sky Train from the airport terminal to the airport train station.

Once arrived at Essen main railway station, you can take underground line 11 to Messe West-Süd/Gruga.

ARRIVAL BY TRAIN

The Essen main railway station is the junction for over 120 ICE, InterCity, EuroCity and Inter-Regio connections in all directions every day.

From the central junction Essen main railway station, you reach the venue Messe Essen in 5 minutes by underground line 11 to Messe West-Süd/Gruga.

ARRIVAL BY CAR

You can come to the CCE by car via the most important Rhine-Ruhr motorways A52, A3 and A40/A42. Please use car park P6.

PUBLIC TRANSPORTATION

Bus, Metro, Train

Verkehrsverbund Rhein-Ruhr

www.vrr.de

- Single Ticket (price category A2 = within Essen city) valid for a 90 min period: 2,40 EUR.
- Day Ticket (price category A2 = within Essen city) is valid from validation of the ticket until 3am the following day, unlimited travel, 5,70 EUR.

Tickets must be punched in the metro.

When buying a ticket, be careful to choose category A2 and not Kurzstrecke (= 1,40 EUR), since that is only valid for a travel up to 3 stations (maximum 30 min).

OFFICIAL SOCIAL PROGRAMME

OPENING CEREMONY & OPENING RECEPTION

SUNDAY, 10 JUNE 2012, 18:00 - 20:30

CC West, Europa/ Exhibition Area

18:00 - 19:30 Opening Ceremony

Europa

The official Opening Ceremony of the Conference for registered participants, accompanying persons and exhibitors will take place at the meeting venue, CC West, hall Europa, with introductory speeches and musical performances.

- Welcome and opening by Prof Georgios Stamatis, Chairman LOC
- Welcome by Mrs Barbara Steffens, Minister of Health, Emancipation, Medical Care and Seniority of the federal territory Northrhine-Westfalia
- Welcome by Prof Jörg Schröder, President of the University Duisburg-Essen
- Welcome by Prof Michael Forsting, Dean of the Medical Faculty of the University Duisburg-Essen
- Welcome by Mrs Barbara Schulte, Executive Board of the University Hospital Essen
- Welcome by Prof Pascal Thomas, President of ESTS

Entertainment and performances of German classical songs (Schubert, Brahms, Mendelssohn-Bartoldy, Strauss) by Dorin Rahardja (sopran) and Hye-Jin Kwon (piano).

19:30 – 20:30 Opening Reception

Exhibition Area

After the opening ceremony toast to the success of the Conference at the Welcome Reception – also at the venue, during which drinks and snacks are offered. The remainder of the evening is at your disposal, to offer you an opportunity to get to know Essen.

OFFICIAL CONGRESS EVENT - GERMAN EVENING

MONDAY, 11 JUNE 2012, 20:00 - 23:00

An exceptional evening awaits you!



The official conference event will take place in an informal setting at the brewery Dampfe – Das Borbecker Brauhaus.

Enjoy a traditional buffet dinner with homemade beer and the company of your colleagues and friends at a typical “German evening”.

Entertainment by the Dixieband “Good Old Dixieboys”.

Transfer information will be provided with your ticket.

Dress code: casual, come as you are

Contribution per person: EUR 50,-

Tickets: Limited number of tickets still available – ask at the “Pre-registration” counter in the Registration Area.

GALA DINNER

TUESDAY, 12 JUNE 2012, 20:00 - 00:00

The Gala Dinner will take place at Colosseum Theater.

The Colosseum Theater is a former mechanical workshop, formerly the property of the company Krupp and is a prime example of the area's industrial culture and the transition that has taken place in the region.

The building, which is one of the most interesting theatres in Germany, formerly marked the boundary between Essen's city centre and "Krupp City". The mine and steel-producing industries ruled from here and steel set the tone. The atmosphere in this musical theatre is one of a kind due to a mix of history and modernity.

Today popular musicals, such as "Elisabeth", "Aida", "Phantom of the Opera" and "MAMMA MIA!" add to this atmosphere. This listed building with its industrial relics is now dressed up in noble design and modern art. Make sure not to miss this evening to celebrate the conference's success and to bid farewell to your colleagues and friends! The prizes and awards will also be presented at the Gala Dinner.

Entertainment by the Visual Mime Theater Berlin Bodecker & Neander.

A seating-plan will be available at the Registration Desk. **Please exchange your Gala Dinner voucher for a seating card prior to the Gala Dinner until Tuesday, June 12, 12am!**

Dress code: formal

Contribution per person: EUR 80,-

Tickets: Limited number of tickets still available – ask at the "Pre-registration" counter in the Registration Area.



TOURS AND EXCURSIONS

Sunday 10 June 2012

Wake-up run

Meeting point: Sunday 10 June 6.50 am at the entrance CC West.

Course: through the nearby Gruga-Park, one lap is about 3 km. There will be different groups according to fitness and speed.

Further information will be given at the registration desk.

Monday 11 June 2012

Dusseldorf and Rhine River

Departure by bus at 10 am from the congress centre.

10.45 am – 12.15 am:

Guided tour through the old town of Dusseldorf



The famous Old Town is a wondrous square kilometre that has more to offer than any other district in Dusseldorf.

This is where the waiters (“Köbesse”) are diamonds in the rough, where the next beer comes without it being ordered. More than 260 pubs line the “longest bar in the world”.

But it’s not only body and soul that will feel great in Dusseldorf’s Old Town: the district will also provide intellectual stimulation because this is where most of the state capital’s art and cultural venues are to be found (e.g. Art Collection Northrhine-Westphalia, Northrhine-Westphalia Forum for Culture and Business, Museum Art Palace and the Film Museum).

Dusseldorf’s centre is also home to some of the city’s most beautiful churches. For instance, the Sankt Lambertus Basilika, which was first built in the 13th century, and which with its twisting spire helps make Dusseldorf’s skyline unique.

You will also learn about the history and famous citizens of the city.

After the guided tour: 2 hours free time for shopping and strolling.

Arrival at congress centre Essen: around 3 pm.

Lunch is not included.

Price: 45 EUR per person

Minimum number of participants: 20



Tuesday 12 June 2012

Half Day City Tour Essen

Departure by bus at 10 am from the congress centre.

This half day excursion includes a guided bus tour through Essen, a guided visit of Villa Hügel, a visit to Zeche Zollverein and impressive views from its rooftop as well as a guided visit of Folkwang Museum.

Completed in 1873, Villa Hügel served the Krupp Family as a home as well as for representation purposes for over 70 years. Since 1953, art and cultural history exhibitions have been taking place here following the initiative of the last company owner Alfried Krupp von Bohlen und Halbach.

Entrance fees to Villa Hügel and Folkwang Museum included, lunch not included.

Price: 50 EUR per person

Minimum number of participants: 40

If you have booked a tour in advance, your voucher will be handed out with the registration materials.

Meeting point for all tours is in the Registration Area 10 minutes before the tour starts.

For further information, please contact the staff at the “Pre-registration” counter – they will be happy to inform you in detail.

GUIDELINES & INFORMATION FOR SPEAKERS, CHAIRS AND POSTER PRESENTERS

Opening hours Preview Room

Saturday, 9 June:	16:00 - 20:00
Sunday, 10 June:	07:30 - 19:00
Monday, 11 June:	07:00 - 18:00
Tuesday, 12 June:	07:00 - 18:00
Wednesday, 13 June:	07:30 - 11:00

IF YOU ARE A CHAIR

1. Please locate your session room in due time. **Please be at your session room at least 15 minutes prior to the start of the session.**
2. We may remind you that speakers need to strictly observe the time schedule. Participants in the discussion should not speak before they are recognised by the chair and must first clearly state their name, institution and country of origin. Hostesses will be distributing and collecting the discussion cards in the rooms Europa/Deutschland.

IF YOU ARE A SPEAKER IN A SESSION

1. Please locate your session room in due time. Please be at your session room **at least 15 minutes prior to the start of the session.**
2. Speakers should deliver and view/check their **PowerPoint presentations** at the preview room (ground floor of CC West, please follow the signage) **at least 2 hours prior** to the start of the respective session for organisational reasons. For **Breakfast Sessions**, the PowerPoint presentations should be delivered **the previous day.**
 - To avoid any delays, speakers are kindly requested to hand in their PowerPoint presentations on an electronic support (**CD-ROM or USB**).
 - Failure to check in presentations on time may result in them being unavailable for projection when required.
 - Technical personnel will be available in the preview room to assist you with loading your presentation
 - Presentations will be transferred from a server to the session room electronically.
 - **Speakers are not permitted to take PowerPoint presentations directly to the technical assistant in the session rooms.**
 - The use of personal laptops for presentations in the session rooms is strictly prohibited.
 - Protection of copyright will be guaranteed.
- Please note that presentation time is strictly limited, no exceptions. Time your presentation carefully according to the time dedicated in each session:

Oral Sessions	8' presentation + 7' discussion
Forum Sessions	7' presentation + 3' discussion
Brompton Session	8' presentation, 4' invited discussant, 8' other discussants
Interesting Cases	10' presentation + questions to audience
Featured Abstract	7' presentation + 3' discussion
Video Session	7' presentation + 3' discussion
Poster Session	3' presentation + 3' discussion

- Microphones for discussion will be available one month after the meeting in each session room.
- **Discussion and questions in ORAL sessions will be taped to be included in the manuscript:** ESTS expects that all speakers of Oral presentations submit **full manuscripts** for review to the European Journal of Cardio-Thoracic Surgery (EJCTS) within one month after the meeting. This ensures that the key proceedings from the congress are accurately recorded in the Society's journal along with the ensuing discussion. Note that the Programme Committee will consider the previous manuscript submission record of ALL speakers when preparing future ESTS meetings.
- Submission for review of forum, interactive presentations, posters and video presentations to either EJCTS or ICVTS is optional but welcomed.
- Manuscripts should be prepared and submitted according to the Instructions to Authors. The manuscript submission is available online only at:
<http://submit-ejcts.ctsnetjournals.org>
Please mention "Presented at the 20th European Conference on General Thoracic Surgery of the European Society of Thoracic Surgeons, Essen, 10 – 13 June 2012" on the title page of the manuscript.
- **The audio-visual recording of the scientific presentations will be the property of ESTS.**

IF YOU ARE A POSTER PRESENTER

The poster area is located on the first floor at CC West (Hall Brussels). Each poster will be displayed for the entire duration of the congress.

Please attach the poster to the board with the corresponding poster placement number. Tape for mounting the posters will be available in the poster area. Please note that **only** this tape may be used for mounting posters to avoid damaging the panel surface.

Posters have to be mounted either on Saturday, 9 June 2012 17:00 – 19:00 or at the latest on Sunday, 10 June 2012 07:00 – 07:30 and should not be removed prior to Tuesday 12 June 2012, 17:30 hours but at the latest on Wednesday, 13 June 2012 13:00 – 13:30, otherwise the staff will dispose of it.

If you have any questions regarding your poster(s), please do not hesitate to contact the staff at the registration desk.

PRIZES AND AWARDS

The following Prizes will be awarded:

- **ESTS – Brompton Prize – 2000 EUR**

The Brompton Prize is offered for the best thoracic presentation by an ESTS member at the Brompton Session and comes courtesy of the Trustees of the fund initiated by Professor Peter Goldstraw. It is an annual prize instituted at the 8th European Conference on General Thoracic Surgery held in London November 2000.

Jury: Gonzalo Varela, Salamanca/ES, Eric Lim, London/UK, Gaetano Rocco, Naples/IT

- **ESTS – Young Investigators Award – 2000 EUR**

To stimulate research, the ESTS has instituted a prize for the best presentation on topics of clinical or experimental research in the field of thoracic surgery by an ESTS member below the age of 35 years.

Jury: Juan Fibla, Barcelona/ ES, Yolonda Colson, Boston/USA, Alper Toker, Istanbul/TR

- **ESTS – Grillo Prize – 1000 EUR**

The prize is offered to the best abstract in the session “Experimental / Innovative Techniques” and is named after our deceased honorary member Hermes Grillo (Boston). The prize was initially awarded in 2009 by Professor Douglas Mathisen of the Massachusetts General Hospital, a colleague and friend of Professor Hermes Grillo.

Jury: Michael Lanuti, Boston/ USA, Thorsten Walles, Würzburg/DE

- **ESTS – Greek Pioneers Prize – 500 EUR**

This prize is offered for the best poster presentation and comes courtesy of a fund chaired by Dr. Kalliopi Athanassiadi in the name of the first three Greek thoracic surgeons.

Jury: Kalliopi Athanassiadi, Athens/GR

- **ESTS – Covidien Prize – VATS Masterclass Elancourt**

This prize is offered to the best case presentation and comes courtesy of a donation by Covidien.

Jury: Cecilia Pompili, Ancona/IT, Servet Bölükbas, Wiesbaden/DE

- **ESTS – Dutch Society for Lung Surgery Travel Grant – 1000 EUR**

This grant is offered by the Dutch Society for Lung Surgery and was created to support a young abstract presenter from a low-middle income country.

- **ESTS – DGT Travel Grant – 1000 EUR**

This grant is offered by the Deutsche Gesellschaft für Thoraxchirurgie and was created to support a member of ESTS from a low income country.

- **ESTS – FSTCVS Travel Grant – 1000 EUR**

This grant is offered by French Society for Thoracic and Cardiovascular Surgery. It will be offered to the best oral presentation of clinical work by an author below the age of 35 from a low-middle income country.

The prizes and awards will be presented at the Gala Dinner on Tuesday, 12 June 2012.

PRIZE WINNERS

ESTS – BROMPTON PRIZE

2000	Dirk Van Raemdonck	Leuven, Belgium
2001	Bernward Passlick	Freiburg, Germany
2002	Thorsten Krueger	Lausanne, Switzerland
2003	Didier Lardinois	Zurich, Switzerland
2004	Federico Venuta	Rome, Italy
2005	Masahiro Tsuboi	Tokyo, Japan
2006	Tamas Szoke	Szeged, Hungary
2007	Isabelle Opitz	Zurich, Switzerland
2008	Elena Fernandez	Madrid, Spain
2009	Xavier D'Journo	Marseille, France
2010	Nuria Novoa	Salamanca, Spain
2011	Michele Salati	Ancona, Italy

ESTS – YOUNG INVESTIGATORS PRIZE

2007	Juan J Fibla	Barcelona, Spain
2008	Kai Nowak	Mannheim, Germany
2009	Tomasz Marjanski	Gdansk, Poland
2010	Caroline Rivera	Paris, France
2011	Stephane Collaud	Zurich, Switzerland

ESTS – GREEK PIONEERS PRIZE

2006	Goksel Kalayci	Istanbul, Turkey
2007	Xavier D'Journo	Marseille, France
2008	Douglas West	Edinburgh, UK
2009	Marco Anile	Rome, Italy
2010	Guiseppe Marulli	Padua, Italy
2011	Yabo Wang	Lausanne, Switzerland

ESTS – COVIDIEN PRIZE

2007	Antigone Koliopoulo	Athens, Greece
2008	Cliff Choong	Cambridge, UK
2009	Attila Vagvolgyi	Budapest, Hungary
2010	Federico Raveglia	Milan, Italy
2011	Bastian Orsini	Marseille, France

ESTS – GRILLO PRIZE

2009	Johannes Merk	Berlin, Germany
2010	Nikolaos Tsirikos-Karapanos	Rochester, USA
2011	Wolfgang Jungraithmayr	Zurich, Switzerland

ESTS – DUTCH SOCIETY FOR LUNG SURGERY TRAVEL GRANT

2010	Ilker Iskender	Sirnak, Turkey
2011	Levent Alpay	Istanbul, Turkey

ESTS – DGT TRAVEL GRANT

2011	Mohammad Behgam Shadmehr	Tehran, Iran
------	--------------------------	--------------

ESTS – FSTCVS TRAVEL GRANT

2011	Adnan Sayer	Istanbul, Turkey
------	-------------	------------------

ESTS – ACECP TRAVELLING FELLOWSHIP

2012	Amaia Ojanguren Arranz	Barcelona, Spain
------	------------------------	------------------

DONATIONS TO ESTS COMMITTEE FOR EDUCATION AND RESEARCH

Hazm Aljobory, Timisoara, Romania
 Vlado Cvijanovic, Belgrade, Serbia
 Dimitrios Filippou, Thessaloniki, Greece
 Fadil Gradica, Tirana, Albania
 Tomasz Grodzki, Szczecin, Poland
 Teodor Horvath, Brno, Czech Republic
 Jaroslaw Kuzdzal, Krakow, Poland
 Gunda Leschber, Berlin, Germany
 Laureano Molins, Barcelona, Spain
 Maciej Narski, Poland
 Alessandro Palleschi, Milan, Italy
 Steffan Rudel, Groningen, The Netherlands
 Dirk Smets, Brussels, Belgium
 Paul Van Schil, Antwerp, Belgium
 Fitim Selimi, Prishtina, Kosovo
 Pascal Thomas, Marseille, France
 Dirk Van Raemdonck, Leuven, Belgium
 Gonzalo Varela, Salamanca, Spain
 Thorsten Walles, Wuerzburg, Germany
 Biruta Witte, Koblenz, Germany
 Janusz Wojcik, Szczecin, Poland
 Ruoyu Zhang, Hannover, Germany

ESTS INSTITUTIONAL QUALITY CERTIFICATION

2011

Antwerp

Antwerp University Hospital, Belgium

2012:

Ancona

Ospedali Riuniti, Ancona, Italy

Barcelona

Hospital Sagrat Cor, Barcelona, Spain

Debrecen

University of Debrecen, Hungary (provisional)

Istanbul

Istanbul University, Istanbul Medical School, Turkey

Milan

Ospedale Maggiore Policlinico, Milan, Italy (provisional)

Salamanca

Salamanca University Hospital, Salamanca, Spain

INVITED LECTURE, MONDAY, 11 JUNE 2012

“MAY THE PROBLEM BE HEAVY, THE SOLUTION IS ALWAYS LIGHT”



Prof. Lutz Freitag, born 1954 in Bielefeld, Germany, Studies of Physics and Medicine in Bochum and Münster, Graduation in 1982, doctoral thesis on: “Development of a Digital Ventilator for High Frequency Ventilation” at Medical School of Münster in 1983. Professorial thesis on: “Development of a Dynamic Airway Stent” at Medical School, University of Essen, 1998.

Chief, Dep. of Pulmonary Medicine, Lungenklinik Hemer, 2004 – 2008 Chief, Dep. of Interventional Pulmonary Medicine, University Hospital Essen since April 2009, Professor of Medicine, University Hospital Essen.

Research fields: General and regional lung function, high frequency ventilation, mucus clearance, physiotherapy, laser therapy, development of airway stents, biomechanics of airway stenosis, tumor fluorescence diagnostics, photodynamic therapy, diagnosis of early lung cancer, molecular biology, cell culture, scanning electron microscopy, portable ventilator for emphysema patients, exhaled breath analysis, functional bronchoscopy, endoscopic emphysema treatment. Holder of 35+ international patents mainly on biomedical devices, 120 + publications, review papers and book chapters.

lutz.freitag@ruhlandklinik.uk-essen.de

EXTRAORDINARY GUEST LECTURE, TUESDAY, 12 JUNE 2012

“CHALLENGES FOR AN ENERGY SYSTEM BEYOND FOSSIL FUELS”



Prof. Ferdi Schüth, born 1960 in Warstein, Germany, studies in Chemistry and Low in Münster, 1988 research with L. D. Schmidt University of Minnesota, Minneapolis (USA), and 1989-1995 with K. Unger University of Mainz (Germany). 1993 he worked with G. Stucky at the University of California, Santa Barbara (USA). 1995-1998 Professor for Anorganic Chemistry at the University of Frankfurt, since 1998 Director of the Max-Planck Institute for coal research, department of heterogeneous catalysis, at Mulheim /Ruhr.

Prizes: 2001 Stifterverband, 2003 Leibnitz prize of DFG, 2011 Prize of the Academy of Science, city of Hamburg. Member of editorial boards and committees, as the Dechema, GDCh, DFG, founder member and member of the supervisory board of the hte AG Heidelberg.

Research fields: basis of crystallization, synthesis of catalyst, heterogeneous catalysis, micro reactor-technique in the catalysis, high force methods in the material research, zeolitic materials, hydrogen reservoirs.

schueth@mpi-muelheim.mpg.de

GENERAL ASSEMBLY

The ESTS General Assembly will be held on Tuesday, 12 June at 17:30 - 19:00 in the room Deutschland. The agenda of the meeting will be distributed to all members in advance. All ESTS members are encouraged to attend. Only full and ordinary members are allowed to vote.

Business Meetings			
Date:	Topic	Location	Participants
Saturday 9 June 2012			
11.00 – 18.00	EBTCS exams interview + written	Rooms R, S, T, U, Z CC South	Examiners Applicants
09.00 – 10.00	Mondial Final Briefing	Meeting Room 4 Atlantic Hotel	Mondial ESTS Officers Essen LOC
10.00 – 11.00	ESTS School - Antalya - Elancourt - Itinerant - Budapest	Meeting Room 4 Atlantic Hotel	Mondial ESTS Officers School & local directors
11.00 – 12.00	Membership Committee	Meeting Room 4 Atlantic Hotel	J. Furak + Committee members
12.00 – 12.30	break for lunch	Meeting Room 4 Atlantic Hotel	
12.30 -13.00	ESTS Text Book Committee	Meeting Room 4 Atlantic Hotel	J. Kuzdzal + Committee Members
13.00 – 18.00	Council Meeting	Meeting Room 4 Atlantic Hotel	ESTS Councillors
18.00 – 19.00	Birmingham 2013 Meeting	Meeting Room 4 Atlantic Hotel	Mondial ESTS Officers Birmingham LOC
Sunday 10 June 2012			
12.00 -13.00 + lunch served in rooms	ESTS Working Groups - Thymic Tumors - Tissue Engineering - Neuroendocrine tumors - NSCLC staging	Rooms above Preview Center 1 2 3 Room U (CC South)	Working group members + Enrico Ruffini Thorsten Walles Pier Luigi Filosso Paul de Leyn
12.00 -13.00 + lunch served in rooms	ESTS Database & Audit Committee	Room Z CC South	Committee Members Adamas representatives
12.00 -13.00 + lunch served in rooms	UEMS Division of Thoracic Surgery	Room L CC South	Chair, co-chair UEMS National Representatives
Monday 11 June 2012			
15.30 -16.00	Ad Hoc Committees	Room L CC South	AHC members President-elect

Tuesday 12 June 2012

07.30 - 08.00	Industry Meeting	Room L CC South	Officers MAW Exhibitors
13.00 - 14.00 + lunch	Council & Regents Meeting	Room L CC South	Councillors Regents
15.30 - 16.00	National Societies	Room L CC South	Officers National Presidents Chair UEMS Division of Thoracic Surgery
17.30 - 19.00	General Assembly	Room Deutschland CC South	ESTS Members

Wednesday 13 June 2012

07.00 - 08.00 + Breakfast	Council Meeting	Room Z CC South	Council + new council- lors/officers
------------------------------	-----------------	--------------------	---



22nd European Conference on General Thoracic Surgery

Copenhagen, Denmark

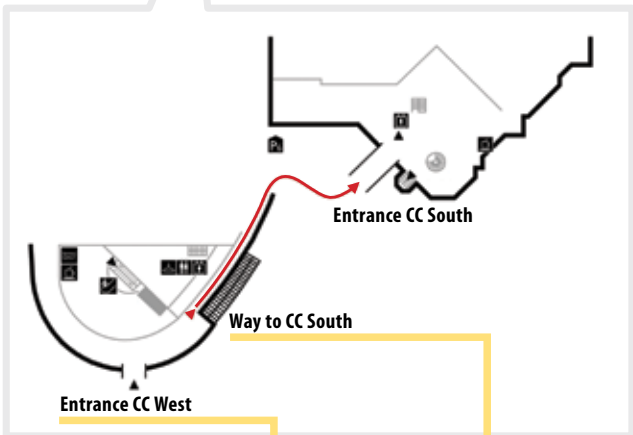
15 - 18 June 2014

FLOOR PLANS

OVERVIEW CONGRESS CENTRE ESSEN



YOUR WAY FROM CC WEST TO CC SOUTH



Meeting rooms and areas at CC West:

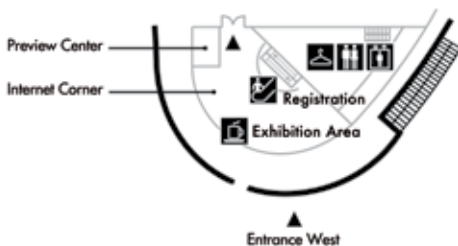
- Hall Europa
- Hall New York
- Hall Mailand
- Preview Centre
- Poster Area
- Exhibition Area

Meeting rooms at CC South:

- Hall Deutschland
- Hall Rheinland
- Room M&N
- Room L
- Room R
- Room S
- Room T
- Room U
- Room Z

FLOOR PLANS CC WEST

Ground Floor



1st Floor



2nd Floor



3rd Floor



FLOOR PLANS CC SOUTH

Level -1



Level 0



Mezzanine Floor



2nd Floor

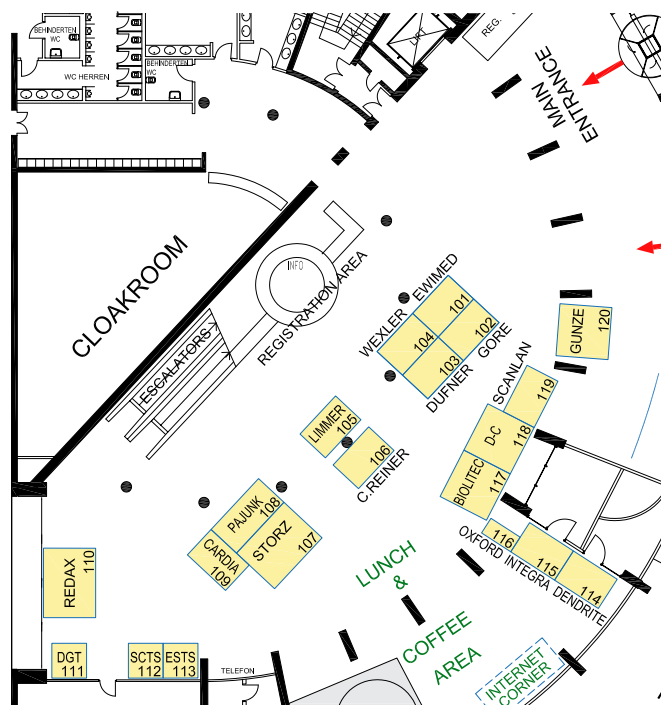


4th Floor



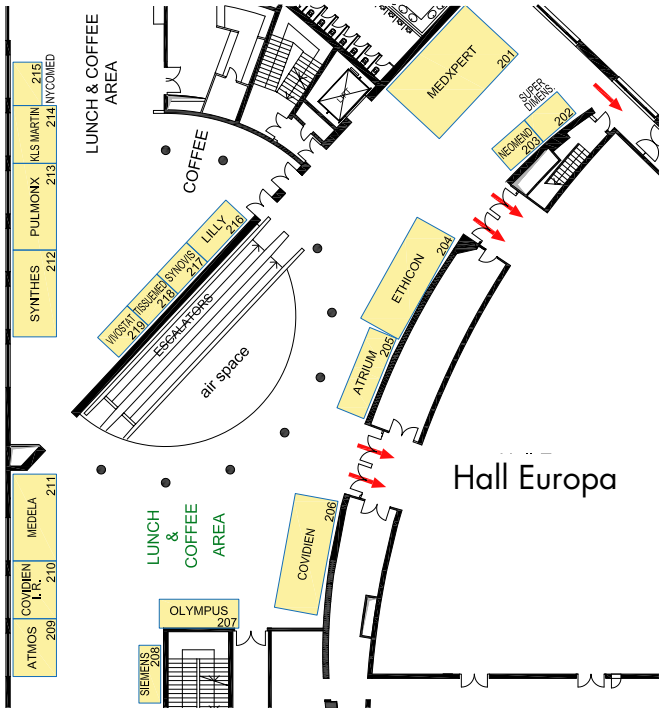
EXHIBITION FLOOR PLAN

GROUND FLOOR CC WEST



EXHIBITOR LIST – ALPHABETICAL ORDER

Company	Booth Nr.	Company	Booth Nr.
Atmos Medizintechnik	209	Medela	211
Atrium Europe	205	MedXpert	201
biolitec biomedical technology	117	Neomend	203
Cardia Innovation	109	Nycomed	215
Carl Reiner	106	Olympus Europa	207
Covidien	206	Oxford University Press	116
Covidien Innovation Room	210	Pajunk Medical Produkte	108
Delacroix-Chevalier	118	Pulmonx	213
Dendrite	114	Redax	110
DGT	111	Scanlan International	119
Dufner Instrumente	103	SCTS	112
ESTS	113	Siemens	208
Ethicon Endo-Surgery	204	superDimension (Europe)	202
Ewimed	101	Synovis Surgical Innovations	217
Gunze	120	Synthes	212
Integra Life	115	Tissuemed	218
Karl Storz	107	Vivostat	219
KLS Martin Group	214	Wexler Surgical	104
Lilly Deutschland	216	W.L. Gore & Associates	102
Limmer Laser	105		

2ND FLOOR CC WEST

EXHIBITOR LIST – NUMERICAL ORDER

Company	Booth Nr.	Company	Booth Nr.
Ewimed	101	MedXpert	201
W.L. Gore & Associates	102	superDimension (Europe)	202
Dufner Instrumente	103	Neomend	203
Wexler Surgical	104	Ethicon Endo-Surgery	204
Limmer Laser	105	Atrium Europe	205
Carl Reiner	106	Covidien	206
Karl Storz	107	Olympus Europa	207
Pajunk Medical Produkte	108	Siemens	208
Cardia Innovation	109	Atmos Medizintechnik	209
Redax	110	Covidien Innovation Room	210
DGT	111	Medela	211
SCTS	112	Synthes	212
ESTS	113	Pulmonx	213
Dendrite	114	KLS Martin Group	214
Integra Life	115	Nycomed	215
Oxford University Press	116	Lilly Deutschland	216
biolitec biomedical technology	117	Synovis Surgical Innovations	217
Delacroix-Chevalier	118	Tissuemed	218
Scanlan International	119	Vivostat	219
Gunze	120		

Techno Meeting

Improving chest tube management through objective data

Congress Center Essen/Grugahalle, Essen
Tuesday, June 12, 2012
Time: 9.00 – 9.30 am
Location: Europa/Plenary Room

Prof. Thorsten Walles
Department of Thoracic, Cardiac and Vascular Surgery,
Würzburg University Hospital, Germany
Overriding the 'gut feeling' with digital data you can trust

Dr. Alan D L Sihoe, MBBChir, MA(Cantab), FRCSEd(CTh), FCCP
Department of Cardiothoracic Surgery, Queen Mary Hospital,
The University of Hong Kong, China
Adding objectivity to chest drain management: nuisance or necessity?



The leader in digital thoracic
drainage therapy:
Knowledge-based and trustworthy.

Thopaz – Thoracic Drainage System

PROGRAMME OVERVIEW

SUNDAY, JUNE 10, 2012**EUROPA CC WEST**

07:00-07:30	
07:30-08:00	
08:00-08:30	
08:30-09:00	Postgraduate Symposium
09:00-09:30	Session I
09:30-10:00	Lung Cancer p.51
10:00-10:30	Coffee Break @ Exhibition Area
10:30-11:00	Session II
11:00-11:30	Oesophagus
11:30-12:00	p.52
12:00-12:30	Lunch @
12:30-13:00	Exhibition Area
13:00-13:30	Database & Quality
13:30-14:00	Certification Session
14:00-14:30	p.53
14:30-15:00	Session III
15:00-15:30	Emphysema
15:30-16:00	p.53
16:00-16:30	Coffee Break @ Exhibition Area
16:30-17:00	Session IV
17:00-17:30	Pleuropulmonary
17:30-18:00	p.54
18:00-18:30	Opening Ceremony
18:30-19:00	
19:00-19:30	p.21
19:30-20:00	Opening Reception @
20:00-20:30	Exhibition Area p.21

Colour Codes:

Abstract Sessions

Breakfast Sessions

Invited Lectures

Social Events

Postgraduate Course

Breaks

Industrial Sessions

TUESDAY, JUNE 12, 2012

	EUROPA CC WEST	DEUTSCHLAND CC SOUTH	NEW YORK CC WEST	MAILAND CC WEST	RHEINLAND CC SOUTH
07:00-07:30					
07:30-08:00					
08:00-08:30					
08:30-09:00			Breakfast Session 5 / Reoperation for hiatal hernia p.73	Breakfast Session 6 / Surgery for SCLC p.73	Breakfast Session 4 / Drainage after lung resections p.73
09:00-09:30	Techno Meeting Part 1 p.73	Joint ESTS - IASLC Session p.73			
09:30-10:00					
10:00-10:30					
10:30-11:00			Coffee Break @ Exhibition Area		
11:00-11:30	Techno Meeting Part 2 p.74	Joint ESTS - ISDE Session p.74			
11:30-12:00					
12:00-12:30					
12:30-13:00	Extraordinary Lecture p.75				
13:00-13:30	Session XI Moderated Videos p.76		Session X Moderated Posters p.75	Lunch @ Exhibition Area	Lunch Symposium Covidien p.75
13:30-14:00					
14:00-14:30	Session XII Chest Wall / Pleura p.77	Session XIII Pulmonary Neoplastic p.78			
14:30-15:00					
15:00-15:30					
15:30-16:00	Coffee Break @ Exhibition Area				
16:00-16:30	Session XV Oesophagus / Mediastinum p.80	Session IX Airway / Transplantation p.79			
16:30-17:00					
17:00-17:30					
17:30-18:00					
18:00-18:30		General Assembly			
18:30-19:00					
19:00-19:30					
19:30-20:00					
20:00-23:30	Social Event				

Colour Codes:

Abstract Sessions	Breakfast Sessions
Invited Lectures	Social Events
Postgraduate Course	Breaks
Industrial Sessions	

WEDNESDAY, JUNE 13, 2012

	EUROPA CC WEST	DEUTSCHLAND CC SOUTH	NEW YORK CC WEST	MAILAND CC WEST	RHEINLAND CC SOUTH
07:00-07:30					
07:30-08:00					
08:00-08:30					
08:30-09:00			Breakfast Session 8 / Lap giant oesophageal hernia p.83	Breakfast Session 9 / Lung cancer invading the spine p.83	Breakfast Session 7 / Unilateral VATS lobectomy p.83
09:00-09:30		ESTS - DGT Session p.83			
09:30-10:00	Session on Infectious Lung Disease p.83				
10:00-10:30					
10:30-11:00			Coffee Break @ Exhibition Area		
11:00-11:30					
11:30-12:00	Session XVI Mixed Malignant p.84	Session XVII Mixed Benign p.85			
12:00-12:30					
12:30-13:00					

Colour Codes:

- Abstract Sessions
- Breakfast Sessions
- Invited Lectures
- Social Events
- Postgraduate Course
- Breaks
- Industrial Sessions

You may not
even notice the
instability

until you try an
endocutter that
eliminates it.

Introducing the gold standard in stability

The new Powered ECHELON FLEX™ Endocutter offers effortless firing to reduce unwanted movement of the distal tip. Even on thick tissue and at awkward angles, you'll experience minimal firing force and smooth, consistent firing strokes.

www.ethiconendosurgery.com

©2011 Ethicon Endo-Surgery (Europe) GmbH.
For complete product details see instructions for use.



**Ethicon
Endo-Surgery**

PART OF THE **Johnson & Johnson** FAMILY OF COMPANIES

SUNDAY, 10 June 2012

SCIENTIFIC PROGRAMME

SUNDAY, 10 JUNE

SUNDAY, JUNE 10, 2012

EUROPA CC WEST

07:00-07:30	
07:30-08:00	
08:00-08:30	
08:30-09:00	Postgraduate Symposium
09:00-09:30	Session I
09:30-10:00	Lung Cancer
10:00-10:30	Coffee Break @ Exhibition Area
10:30-11:00	Session II
11:00-11:30	Oesophagus
11:30-12:00	
12:00-12:30	Lunch @
12:30-13:00	Exhibition Area
13:00-13:30	Database & Quality
13:30-14:00	Certification Session
14:00-14:30	
14:30-15:00	Session III
15:00-15:30	Emphysema
15:30-16:00	
16:00-16:30	Coffee Break @ Exhibition Area
16:30-17:00	Session IV
17:00-17:30	Pleuropulmonary
17:30-18:00	
18:00-18:30	Opening Ceremony
18:30-19:00	
19:00-19:30	
19:30-20:00	Opening Reception @
20:00-20:30	Exhibition Area

Colour Codes:

Abstract Sessions

Breakfast Sessions

Invited Lectures

Social Events

Postgraduate Course

Breaks

Industrial Sessions

SCIENTIFIC PROGRAMME – SUNDAY, 10 JUNE 2012

08:30-12:00

Europa

4TH JOINT COLLABORATIVE POSTGRADUATE SYMPOSIUM ON GENERAL THORACIC SURGERY

ORGANISED BY ESTS – AATS – STS – JACS – ASCVTS

“THE MASTERS’ COURT” – THE WORLD CUP OF THORACIC SURGERY

Organiser: David Waller, Leicester/ UK

3 teams based on their continent:

America (AATS/STS)

Alec Patterson (Coach), David Sugarbaker (Captain), Mark Ferguson, Stephen Cassivi, David Rice, Yolonda Colson, Frank Detterbeck, Gail Darling, Eric Vallieres

Europe (ESTS)

Georgios Stamatis (Coach), Gaetano Rocco (Captain), Bernward Passlick, Cengiz Gebitekin, Joachim Schirren, Pascal Thomas, Federico Venuta, Walter Weder, Sandro Mattioli

Asia (ASCTVS/JACS)

Meinoshin Okumura (Coach), Rajan Santosham (Captain), Alan Sihoe, Hiroshi Date, Harushi Osugi, Anthony Yim, Seiki Hasegawa, Adrian Ooi

Concept: A clinical case – 3 alternative management plans by 3 presenters from each of the 3 teams – a preliminary vote by interactive voting pads – cross-examination by the audience – the final vote by interactive voting pads.

Presenters submit their arguments in advance (5 slides max.). Points are won for the team who has produced the winning presentation **and** has effected the greatest shift in audience opinion between pre and post votes.

Each case will take 45 min:

Initial clinical scenario – presented by the Moderator	5min
Initial vote (interactive voting pads)	5min
3 presentations (one from each team)	15min
Discussion – chaired by the Moderator, involving captains and presenter	15min
Final vote (interactive voting pads)	5 min

The following 8 cases fill the course with 4 sessions each lasting 90 min consisting of 2 cases.

08:30-10:00 – SESSION 1: LUNG CANCER

1. LUNG CANCER – OCCULT N2 DISEASE

A 74 year old female of PS 0 with clinical stage IA adenocarcinoma in R segment 6 is scheduled for a segmentectomy. At thoracotomy you find an enlarged station 7 which is positive for malignancy on intraoperative frozen section. Do you . . .

a) Close the case and refer the patient for chemotherapy?

Gail Darling (America)

b) Continue the operation as planned with a segmentectomy and lymph node dissection and refer for adjuvant chemotherapy?

Bernward Passlick (Europe)

- c) Extend the operation to either a lobectomy or pneumonectomy?

Meinoshin Okumura (Asia)

Explore the indications for sublobar resection, whether the extent of nodal disease should dictate the extent of parenchymal resection and the policy of surgery in N2 disease.

2. LUNG CANCER – R1 RESECTION

You have performed a right upper lobectomy in a 60 year old male of PS1 with FEV1 and DLCO > 70% predicted. He has recovered well but histology reports a T2 N2 squamous carcinoma with positive peribronchial resection margins (although the bronchial mucosa and vascular margins are clear). Do you ...

- a) Proceed to a completion R pneumonectomy?

Gaetano Rocco (Europe)

- b) Advocate just adjuvant chemotherapy?

Frank Detterbeck (America)

- c) Advocate both adjuvant chemo and radiotherapy?

Anthony Yim (Asia)

Explore the relative benefits of local vs systemic therapy and the risk/benefit analysis of revisional surgery

10:00-10:30

Coffee Break

Exhibition Area

10:30-12:00 – SESSION 2: OESOPHAGUS

3. OESOPHAGEAL CANCER – SYNCHRONOUS LUNG CANCER

A 55 year old male of PS 0 with a biopsy proven L lower lobe squamous is found to have abnormal PET uptake in the tumour and hilar LN (clinical stage II) and only elsewhere at the oesophago-gastric junction. Endoscopic biopsy confirms an early stage oesophageal adenocarcinoma. Do you ...

- a) Refer the patient for induction chemotherapy?

Stephen Cassivi (America)

- b) Advocate staged surgery to the lung first (by L thoracotomy) then to oesophagectomy?

Harushi Osugi (Asia)

- c) Proceed to simultaneous L lower lobectomy and oesophagectomy via a L thoracotomy?

Sandro Mattioli (Europe)

Explore the importance of induction therapy in oesophageal cancer, the preferred laterality of approach to oesophagectomy and the risk/benefit analysis of combined procedures.

4. BENIGN OESOPHAGEAL DISEASE – OESOPHAGEAL RUPTURE

A 27 year old male was admitted 36hr ago with a suspected Boerhaave oesophageal rupture which was contained and managed conservatively. He has now developed a right pleural effusion, fever and leucocytosis. An oesophagram demonstrates a non-contained leak in the mid-oesophagus. Your options are:

- a) To operate and attempt to repair the perforation

Adrian Ooi (Asia)

- b) To stent the oesophagus and continue drainage and parenteral nutrition

Pascal Thomas (Europe)

c) To electively perform oesophagectomy

Mark Ferguson (America)

Explore the perceived importance of delayed presentation and the risk/benefit argument for radical vs. conservative treatment.

12:00-13:00

Lunch

Exhibition Area

13:00-14:30

Europa

DATABASE AND QUALITY CERTIFICATION SESSION

Organisers: Alessandro Brunelli, Ancona/IT – Gonzalo Varela, Salamanca/ES

(Lecture 10' + 5' discussion)

- | | |
|-------|---|
| 13:00 | ESTS DATABASE: 2012 ANNUAL REPORT
<u>Pierre Emmanuel Falcoz</u> , Strasbourg/FR |
| 13:15 | ESTS INSTITUTIONAL ACCREDITATION: RULES OF ENGAGEMENT
<u>Alessandro Brunelli</u> , Ancona/IT |
| 13:30 | ESTS INSTITUTIONAL ACCREDITATION: THE POINT OF VIEW OF A LOCAL AUDITOR
<u>Herbert Decaluwé</u> , Leuven/BE |
| 13:45 | ESTS INSTITUTIONAL ACCREDITATION: THE POINT OF VIEW OF A CERTIFIED UNIT
Alper Toker, Istanbul/TR |
| 14:00 | GTS DATABASE: INTERNATIONAL PERSPECTIVES AND COLLABORATION
<u>Mitchell Magee</u> , Dallas/US |
| 14:15 | ESTS DATABASE/QUALITY CONTROL: FUTURE DEVELOPMENTS
<u>Gonzalo Varela</u> , Salamanca/ES |

14:30-18:00

Europa

POSTGRADUATE SYMPOSIUM CONTINUED

14:30-16:00 – SESSION 3: EMPHYSEMA

5. EMPHYSEMA – END STAGE TREATMENT

A 57 year old female ex-heavy smoker is referred for treatment of disabling dyspnoea. She has upper lobe predominant emphysema with significant hyperinflation. Her FEV1 is 17% predicted, pO2 7.1KPa, pCO2 6.9KPa. She has mild RV dysfunction and MPAP of 39mmHg. Which of the following would you advise?

- a) Lung transplantation
Walter Weder (Europe)
- b) Lung volume reduction surgery
Hiroshi Date (Asia)
- c) Endobronchial valve therapy
Eric Vallieres (America)

Explore the interface between organ transplantation and remodelling and the evidence for non-invasive therapy.

6. EMPHYSEMA – PERSISTENT AIR LEAK

You have successfully performed a R VATS upper lobectomy on a 79 year old female with poor lung function and COPD. However, 8 days later she still has a significant air leak and requires suction drainage to maintain lung expansion. Do you . . .

a) Reoperate?

Alan Sihoe (Asia)

b) Not operate, continue with conservative management/portable drainage?

Yolonda Colson (America)

c) Consider the use of an endobronchial valve?

Federico Venuta (Europe)

Discuss whether the risks of reoperating are greater than the continued risks of immobility and the use of new technology in this situation.

16:00-16:30

Coffee Break

Exhibition Area

16:30 – 18:00 – SESSION 4: PLEUROPULMONARY

7. MALIGNANT MESOTHELIOMA

A 50 year old is referred to you with a diagnosis of stage II epithelioid malignant mesothelioma made on percutaneous biopsy. He has no co-morbidity but is dyspnoeic from his right pleural effusion. Your options are..

a) Pleurodesis and chemotherapy

Seiki Hasegawa (Asia)

b) Extrapleural pneumonectomy as part of multimodality therapy

David Sugarbaker (America)

c) Extended pleurectomy/decortication as part of multimodality therapy

Joachim Schirren (Europe)

Discuss the evidence for radical surgery in mesothelioma and the argument for lung sparing surgery.

8. INFECTIVE LUNG DISEASE

A 70 year old male with a history of TB and COPD is admitted with major haemoptysis. Investigations suggest a right apical aspergilloma to be the cause of the bleeding which is not settling. Do you . . .

a) Perform a thoracotomy and attempt resection?

Rajan Santosham (Asia)

b) Refer to an interventional radiologist for bronchial embolization in the first instance?

David Rice (America)

c) Operate with a cavernostomy and myoplasty?

Cengiz Gebitekin (Europe)

Discuss alternative options to the traditional treatment of a relatively uncommon condition.



COVIDIEN SURGICAL SOLUTIONS IN THORACIC SURGERY

www.covidien.com

Versatile - Innovative - Efficient

Endo GIA™ Curved Tip Reloads with Tri-Staple™ Technology

Improved Maneuverability and Blunt Dissection

- For smooth Access
- Enhances Visualization
- Supports in Tissue Manipulation

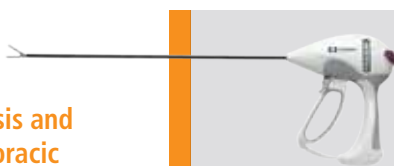


LigaSure™ Technology

LigaSure™ Technology can now be used for hemostasis and lymphadenectomies in thoracic procedures such as lobectomy

LigaSure™ 5mm Blunt tip instrument can be used to seal lymphatic structures such as those encountered in lymphadenectomies and to achieve hemostasis on vessels up to 7mm.

Single-use instrument with sealing and cutting capabilities. Working exclusively with the ForceTriad™ energy platform, this multifunctional instrument allows for grasping, fusing and dividing tissue.



LigaSure™ 5mm
Blunt tip instrument



ForceTriad™
energy platform



MONDAY, 11 June 2012

SCIENTIFIC PROGRAMME

MONDAY, 11 JUNE

MONDAY, JUNE 11, 2012

	EUROPA CC WEST	DEUTSCHLAND CC SOUTH	NEW YORK CC WEST	MAILAND CC WEST	RHEINLAND CC SOUTH	M & N CC SOUTH
07:00-07:30						
07:30-08:00						
08:00-08:30						
08:30-09:00	Session I Brompton Session				Breakfast session 1 / Airway stenting	
09:00-09:30			Breakfast session 2 / Transhiatal oesophagectomy	Breakfast session 3 / Intrathoracic phrenic pacing		
09:30-10:00						
10:00-10:30						
10:30-11:00			Coffee Break @ Exhibition Area			
11:00-11:30	Session II: Featured Abstracts	Session III: Interesting Cases				
11:30-12:00	Invited Lecture Presidential Address					
12:00-12:30						
12:30-13:00						
13:00-13:30	Session V Moderated Videos	Lunch @ Exhibition Area			Lunch Symposium Synthes	Lunch @ Exhibition Area
13:30-14:00			Session IV Moderated Posters	Lunch @ Exhibition Area		
14:00-14:30	Session VI Pulmonary Neoplastic	Session VII Young Investigators				
14:30-15:00						
15:00-15:30						
15:30-16:00			Coffee Break @ Exhibition Area			
16:00-16:30	Session VIII Pulmonary Non-Neoplastic	Session IX Innovative / Experimental				
16:30-17:00						
17:00-17:30						
17:30-18:00	Session on Thyroid Tumors	Session on Regenerative Medicine				
18:00-18:30						
18:30-19:00						
19:00-19:30						
19:30-20:00						
Social Event						Workshop Olympus
20:00-23:00						

Colour Codes:

- Abstract Sessions
- Invited Lectures
- Postgraduate Course
- Industrial Sessions
- Breakfast Sessions
- Social Events
- Breaks

German Evening @ Dampfe - Das Borbecker Brauhaus

MONDAY, 11 JUNE 2012**07:30 – 08:20****Rheinland****BREAKFAST SESSION 1**

MEET THE EXPERT: AIRWAY STENTING

Lutz Freitag, Essen/DE**07:30 – 08:20****New York****BREAKFAST SESSION 2**

MEET THE EXPERT: TRANSHIATAL OESOPHAGECTOMY

Mark Orringer, Ann Arbor/US**07:30 – 08:20****Mailand****BREAKFAST SESSION 3**

MEET THE EXPERT: INTRATHORACIC PHRENIC PACING

Francoise Le Pimpec Barthes, Paris/FR**08:20 – 10:30****Europa**

08:20 – 08:25 OPENING REMARKS
Pascal Thomas (President), Marseille/FR

08:25 – 08:30 REPORT PROGRAMME COMMITTEE
Jaroslawn Kuzdzal (Chair), Krakow/PL

08:30 – 10:30 SESSION I: BROMPTON**(8' presentation + 4' invited discussant + 8' discussion)****Award:** ESTS-Brompton Prize (EUR 2000) for best abstract by first author ESTS member**Chairmen:** Pascal Thomas, President – Dirk Van Raemdonck, General Secretary – Eric Lim, Brompton Hospital

08:30 B-001 HIGH EMERGENCY WAITING LIST FOR LUNG TRANSPLANTATION: EARLY RESULTS OF A NATIONAL MULTICENTER STUDY
Bastien Orsini¹, E. Sage², A. Olland³, E. Cochet⁴, M. Tabutin⁵, M. Thumerel⁶, F. Charot⁷, M. Reynaud-Gaubert¹, C. Doddoli¹, P.A. Thomas¹
¹Marseille/FR, ²Suresnes/FR, ³Strasbourg/FR, ⁴Grenoble/FR, ⁵Lyon/FR, ⁶Bordeaux/FR, ⁷Toulouse/FR
Invited Discussant: G Alec Patterson, St Louis/US

08:50 B-002 THE EFFECTS OF LUNG RESECTION ON PHYSIOLOGICAL MOTOR ACTIVITY OF THE ESOPHAGUS
Alfonso Fiorelli, G. Vicidomini, R. Milione, R. Grassi, A. Rotondo, M. Santini Naples/IT
Invited Discussant: Richard Berrisford, Plymouth/UK

09:10 B-003 SERUM CONCENTRATION OF INTEGRIN-LINKED KINASE IN MALIGNANT PLEURAL MESOTHELIOMA AND AFTER ASBESTOS EXPOSITION
Stefan B. Watzka¹, F. Posch¹, H.I. Pass², R. Flores², G.E. Hannigan³, D. Bernhard¹, M. Weber¹, M.R. Mueller¹
¹Vienna/AT, ²New York/US, ³Clayton/AU
Invited Discussant: David Sugarbaker, Boston/UK

- 09:30 B-004 THE EFFECT OF COMORBIDITY ON STAGE-SPECIFIC SURVIVAL IN RESECTED NON-SMALL CELL LUNG CANCER PATIENTS
Mark Krasnik¹, M. Lüchtenborg², E. Jakobsen³, K. Linklater², A. Mellemgård⁴, H. Møller²
¹Copenhagen/DK, ²London/UK, ³Odense/DK, ⁴Herlev/DK
 Invited Discussant: Eric Vallieres, Seattle/US
- 09:50 B-005 REGULATED TAILORED SUCTION VERSUS REGULATED SEAL; A PROSPECTIVE RANDOMIZED TRIAL ON AIR LEAK DURATION
Alessandro Brunelli, M. Salati, C. Pompili, M. Refai, F. Xiumé, A. Sabbatini
 Ancona/IT
 Invited Discussant: Pierre-Emmanuel Falcoz, Strasbourg/FR
- 10:10 B-006 THYMOMA AND THE AUGMENTED RISK TO DEVELOP AN EXTRA-THYMIC MALIGNANCY: A MULTICENTRIC ITALIAN EXPERIENCE
Pier Luigi Filosso¹, C. Galassi¹, F. Venuta², S. Margaritora³, A. Terzi⁴, O. Rena⁵, M. Anile², F. Lococo⁶, L. Bergamasco¹, E. Ruffini¹
¹Torino/IT, ²Rome/IT, ³Firenze/IT, ⁴Cuneo/IT, ⁵Novara/IT, ⁶Rome/IT
 Invited Discussant: Meinoshin Okumura, Osaka/JP

10:30-11:00

Coffee Break

Exhibition Area

11:00-11:30

Europa

SESSION II: FEATURED ABSTRACTS

OUTCOME PERFORMANCE IN THORACIC SURGERY

FORUM SESSION (7' presentation + 3' discussion)**Chairmen:** Tom Treasure, London/UK – Alessandro Brunelli, Ancona/IT

- 11:00 F-007 ANALYSIS OF POTENTIAL QUALITY OUTCOME MEASURES FOR LUNG CANCER SURGERY ACROSS A UK CANCER NETWORK
Annabel Sharkey, S.S.S. Begum, D. Hopkinson, T. Locke, J. Rao, J. Edwards
 Sheffield/UK
- 11:10 F-008 TWO THORACIC SURGERY CENTERS, TWO COUNTRIES. PERFORMANCE COMPARISON IN EUROPEAN COMMUNITY CONTEXT
Antonios Loizos¹, K. Athanassiadi¹, T. Molnar², L. Jakab³, Z. Szanto²
¹Athens/GR, ²Pecs/HU, ³Pécs/HU
- 11:20 INVITED LECTURE by Prof Bernward Passlick, Freiburg Germany, President, Deutsche Gesellschaft für Thorachirurgie
 "What are the requirements for a Thoracic Oncology Center? – The surgical point of view"

11:00-11:30

Deutschland

SESSION III: INTERESTING CASES**Award:** ESTS-Covidien Prize (free VATS Masterclass Elancourt)

for best interactive presentation

Sponsored by Covidien

INTERACTIVE SESSION (10' interactive presentation)**Chairmen:** Cecilia Pompili, Ancona/IT – Servet Bölükbas, Wiesbaden/DE

- 11:00 I-009 CHALLENGING POSTERIOR MEDIASTINAL MASS RESECTION
Hassiba Smail, J.M. Baste, J. Melki, J. Weber, C. Peillon
Rouen/FR
- 11:10 I-010 AN UNUSUAL COMPLICATION FOLLOWING CHEST WALL RESECTION
AND RECONSTRUCTION
Kostas Kostopanagiotou, P. Tcherveniakov, S.S.S. Begum,
K. Papagiannopoulos
Leeds/UK
- 11:20 I-011 SURGERY FOR SYNCHRONOUS RIGHT UPPER AND RIGHT LOWER
LOBE TUMOURS
Erdal Okur, V. Baysungur, I. Yalcinkaya
Istanbul/TR

11:30-12:00**Europa****INVITED LECTURE**

INTRODUCTION

Georgios Stamatis (Chair of LOC), Essen/DE

MAY THE PROBLEM BE HEAVY, THE SOLUTION IS ALWAYS LIGHT

Lutz Freitag, Essen/DE**12:00-12:45****Europa****PRESIDENTIAL ADDRESS**

INTRODUCTION

Dirk Van Raemdonck (President-elect), Leuven/BE

WORKING THE FUNDAMENTALS

Pascal Thomas (President), Marseille/FR**13:00-14:00****Lunch****Exhibition Area****13:00-14:00****Rheinland****SYNTHES LUNCH SYMPOSIUM**

THORACIC TRAUMA

Mike Bemelman, Utrecht/NLThorsten Walles, Würzburg/DE**13:00-14:00****New York****SESSION IV: MODERATED POSTERS (3' presentation + 3' discussion)****Award:** ESTS-Greek Pioneer Prize (EUR 500) for the best poster**Chair:** Kalliopi Athanassiadi, Athens**Topic:** PULMONARY NEOPLASTIC**Moderators:** Godehard Friedel, Gerlingen/DE – Biruta Witte, Koblenz/DE

- 13:00 P-108 IMPACT OF THE REGIONAL LOW DOSE COMPUTED TOMOGRAPHY SCREENING PROGRAM ON SURGICAL PROFILE IN THE THORACIC DEPARTMENT
Tomasz Marjanski, R. Dziedzic, M. Jelitto-Gorska, I. Biadacz, J. Ksiazek, W. Rzyman
Gdansk/PL
- 13:06 P-109 EARLY LUNG CANCER DETECTION PROGRAMME – ITS IMPACT ON ACTIVITY OF THE LOCAL THORACIC SURGERY DEPARTMENT
Tomasz Grodzki, J. Alchimowicz, J. Wojcik, B. Kubisa, J. Pierog, H. Janowski, L. Kochanowski, N. Wojcik
Szczecin/PL
- 13:12 P-110 CLINICOPATHOLOGICAL CHARACTERISTICS AND PROGNOSTIC SIGNIFICANCE OF PREDOMINANT SUBTYPES IN SMALL-SIZED INVASIVE LUNG ADENOCARCINOMAS
Tomohiro Haruki, J. Yoshida, G. Ishii, K. Aokage, T. Hishida, M. Nishimura, K. Nagai
Kashiwa, Chiba/JP
- 13:18 P-111 THE GROUND GLASS OPACITY COMPONENT CAN BE ELIMINATED IN THE ASSESSMENT OF T FACTOR IN LUNG ADENOCARCINOMA
Tomohiro Murakawa, C. Konoeda, T. Ito, Y. Inoue, A. Sano, K. Nagayama, J. Nakajima
Tokyo/JP
- 13:24 P-112 IMPACT OF EXTRATUMORAL LYMPHATIC PERMEATION ON POSTOPERATIVE SURVIVAL OF NON-SMALL CELL LUNG CANCER PATIENTS
Yuki Matsumura¹, T. Hishida¹, G. Ishii², Y. Shimada², K. Aokage², J. Yoshida², K. Nagai²
¹Kashiwa, Chiba/JP, ²Kashiwa/JP
- 13:30 P-114 DOES LIGASURE® IN MEDIASTINAL LYMPH NODE DISSECTION IMPACT DRAINAGE DURATION? PRELIMINARY RESULTS
Udo Anegg, J. Lindenmann, A. Maier, H. Renner, V. Matzi, F.M. Smolle-Jüttner
Graz/AT
- 13:36 P-115 CORRELATION BETWEEN PET SCAN AND PRO-INFLAMMATORY CYTOKINE DETECTED BY A NON-INVASIVE METHOD IN NON-SMALL CELL LUNG CANCER
B. Culla, L. Brussino, R. Giobbe, M. Malandra, M. Morando, C. Bucca, G. Rolla, M. Boita, A. Oliaro, Pier Luigi Filosso
Torino/IT
- 13:42 P-116 IS NEO-ADJUVANT CHEMORADIOTHERAPY A CONTRAINDICATION FOR TRACHEOBRONCHIAL SLEEVE RESECTION IN LUNG CANCER PATIENTS?
Corinna Ludwig, E. Stoelben
Cologne/DE
- 13:48 P-117 SEALING OF BRONCHIAL STUMP AFTER PNEUMONECTOMY WITH TACHOCOMB PATCH
A. Pavlunin, D. Korotin, Evgeny Medovarov, A. Artifexova, V. Gorshkov
Nizhny Novgorod/RU

- 13:54 P-121 THE MORTALITY AFTER SURGERY IN LUNG CANCER: SIGNIFICANCE OF CO-MORBIDITY AND SURGICAL COMPLICATIONS ON SURVIVAL
Erik Jakobsen, J. Hauge, A. Green, M. Iachina
Odense/DK

13:00-14:00**Europa****SESSION V: VIDEOS (7' presentation + 3' discussion)****Chairmen:** Herbert Decaluwé, Leuven/BE – Stefano Margaritora, Rome/IT

- 13:00 V-012 THE LEFT THORACOTOMY APPROACH FOR SURGICAL EXCISION OF DISTAL TRACHEAL CARCINOMA IN THE PRESENCE OF RIGHT-SIDED AORTA
Laura Socci, S. Tiwari, M. Kumaran, M. Malik, A.E. Martin-Ucar
Nottingham/UK
- 13:10 V-013 REPAIR OF COMPLETE STERNAL CLEFT ASSOCIATED WITH PECTUS EXCAVATUM
L. Alpay, Tunc Lacin, H. Kiral, I. Yalcinkaya
Istanbul/TR
- 13:20 V-014 ENDOSCOPIC (VATS) FIRST RIB RESECTION FOR THORACIC OUTLET SYNDROME
Robert George, K. Papagiannopoulos
Leeds/UK
- 13:30 V-015 FLAIL CHEST SURGERY
Pablo Moreno de la Santa Barajas, M.D. Polo Otero, C. Delgado Sánchez-Gracián, S. Leal Ruiloba, C. Trinidad, M. Choren Durán
Vigo/ES
- 13:40 V-016 SEQUENTIAL THORACOSCOPY AND ANTERIOR CONTRALATERAL THORACOTOMY, A NOVEL TECHNIQUE FOR THYMOMA RESECTION; AN ALTERNATIVE TO STERNOTOMY?
Francesco Caronia¹, E. Ruffini²
¹Catania/IT, ²Torino/IT
- 13:50 V-017 TOTAL PORT-ACCESS LOBECTOMY WITH SUBCOSTAL TRANSDIAPHRAGMATIC APPROACH FOR LUNG CANCER
Makoto Oda, I. Matsumoto, M. Takizawa, R. Waseda, M. Suzuki, G. Watanabe
Kanazawa/JP

14:00-15:30**Europa****SESSION VI: PULMONARY NEOPLASTIC****ORAL SESSION (8' presentation + 7' discussion)****Chairmen:** David Waller, Leicester/UK – Bernward Passlick, Freiburg/DE

- 14:00 O-018 EFFECTS OF LOW-DOSE HUMAN ATRIAL NATRIURETIC PEPTIDE FOR PREVENTING POSTOPERATIVE CARDIOPULMONARY COMPLICATIONS IN CHRONIC OBSTRUCTIVE PULMONARY DISEASE PATIENTS UNDERGOING LUNG CANCER SURGERY
Takashi Nojiri¹, M. Inoue¹, H. Maeda², Y. Takeuchi², M. Minami¹, N. Sawabata¹, Y. Shintani¹, T. Nakagiri¹, K. Yamamoto³, M. Okumura¹
¹Suita/JP, ²Toyonaka/JP, ³Yonago/JP

- 14:15 0-019 BRONCHOPULMONARY CARCINOIDS: LONG-TERM OUTCOME IN A CLINICOPATHOLOGIC AND MIB-1 LABELING STUDY OF A SINGLE-INSTITUTION SERIES
Giuseppe Aresu, G. Masullo, E. Baracchini, F. Londero, F. Grimaldi, A. Morelli
Udine/IT
- 14:30 0-020 VIDEO-ASSISTED VERSUS OPEN MEDIASTINAL LYMPHADENECTOMY FOR STAGE-I NON-SMALL CELL LUNG CANCER: RESULTS OF A PROSPECTIVE RANDOMIZED TRIAL
Emanuel Palade, J. Fröhlich, S. Wiesemann, B. Passlick
Freiburg/DE#
- 14:45 0-021 VATS LOBECTOMY FACILITATES DELIVERY OF ADJUVANT CHEMOTHERAPY FOLLOWING NSCLC RESECTION
Udo Abah, D. Church, W. Saka, D. Talbot, H. Kattach, G. Grover, R. Sayeed, E. Black
Oxford/UK
- 15:00 0-022 SIGNIFICANCE OF PREOPERATIVE ENDOBRONCHIAL PHOTODYNAMIC THERAPY IN LOCALLY ADVANCED CENTRAL NSCLC: A RANDOMIZED TRIAL
Andrey Akopov, A. Rusanov, A. Gerasin, N. Kazakov, M. Urtenova, I. Chistiakov, M. Raid
Saint-Petersburg/RU
- 15:15 0-023 CLINICAL OUTCOMES OF VIDEO ASSISTED THORACOSCOPIC BRONCHOPLASTY
Thirugnanam Agasthian
Singapore/SG

14:00-15:30

Deutschland

SESSION VII: YOUNG INVESTIGATORS

Award: ESTS-Young Investigator Award (EUR 2000) for best research abstract by first author ESTS member < 35 years

FORUM SESSION (7' presentation + 3' discussion)

Chairmen: Juan Fibla, Barcelona/ES – Yolonda Colson, Boston/US

- 14:00 F-024 THE CASE FOR "ANATOMICAL SUBLOBAR RESECTION" FOR ALL STAGE I NON-SMALL CELL LUNG CANCER
Anas Boulemden, K. Ang, V. Joshi, A. Nakas, D. Waller
Leicester/UK
- 14:10 F-025 THE RISK OF DEATH DUE TO CARDIO-RESPIRATORY CAUSES INCREASES WITH TIME AFTER RIGHT PNEUMONECTOMY; A PROPENSITY SCORE MATCHED ANALYSIS
Maria Rodriguez, M.T. Gomez, N.M. Novoa, J.L. Aranda, M.F. Jimenez, G. Varela
Salamanca/ES
- 14:20 F-026 LONG-TERM RESULTS IN PATIENTS WITH PATHOLOGICAL COMPLETE RESPONSE AFTER INDUCTION RADIO-CHEMOTHERAPY FOLLOWED BY SURGERY FOR LOCALLY-ADVANCED NON-SMALL-CELL LUNG CANCER

- Filippo Lococo¹, S. Margaritora², A. Cesario¹, V. Dall'Armi¹, F. Mattei¹, V. Porziella¹, E. Meacci¹, M.L. Vita¹, M.T. Congedo¹, P. Granone¹
1Rome/IT, 2Firenze/IT
- 14:30 F-027 DOES VIDEO-ASSISTED MEDIASTINOSCOPY PROVIDE LOWER FALSE NEGATIVE RATE OF SUBCARINAL LYMPH NODES (#7) COMPARED WITH STANDARD CERVICAL MEDIASTINOSCOPY?
Necati Citak, S. Büyükkale, A. Kök, A. Celikten, M. Metin, A. Sayar, A. Gürses
Istanbul/TR
- 14:40 F-028 COMPARATIVE ANALYSIS OF VATS THYMECTOMY VERSUS OPEN RESECTION FOR EARLY-STAGE THYMOMA
Ana Trivino, F. Cozar, M. Congregado, M. Lopez-Porras, S. Moreno-Merino, G. Gallardo, R. Jimenez-Merchan, J. Loscertales
Seville/ES
- 14:50 F-029 ANTI-REFLUX SURGERY AFTER CONGENITAL DIAPHRAGMATIC HERNIA REPAIR
Tom Verbelen, W. Coosemans, P. De Leyn, P. Nafteux, D. Van Raemdonck, H. Van Veer, T. Lerut, H. Decaluwe
Leuven/BE
- 15:00 F-030 ROBOTIC ASSISTED MINIMALLY INVASIVE VERSUS THORACOSCOPIC LUNG LOBECTOMY: COMPARISON OF PERIOPERATIVE RESULTS
Florian Augustin¹, J. Bodner², C. Schwinghammer¹, B. Pichler¹, J. Pratschke¹, T. Schmid¹
¹Innsbruck/AT, ²Giessen/DE
- 15:10 F-031 PREOPERATIVE QUALITY OF LIFE PREDICTS SURVIVAL FOLLOWING PULMONARY RESECTION IN STAGE I NON SMALL CELL LUNG CANCER
Cecilia Pompili, M. Salati, M. Refai, F. Xiumé, A. Sabbatini, A. Brunelli
Ancona/IT
- 15:20 F-032 ISCHEMIC PRECONDITIONING PREVENTS LIVER INFLAMMATORY RESPONSE TO LUNG ISCHAEMIA/REPERFUSION IN A SWINE LUNG AUTOTRANSPLANT MODEL
Luis Huerta, L. Rancan, C. Simon, G. Cusati, I. Erquicia, J. Isea, E. Vidaurre, E. Vara, I. Garutti, F. Gonzalez Aragonese
Madrid/ES

15:30-16:00

Coffee Break

Exhibition Area

16:00-17:30

Europa

SESSION VIII: PULMONARY NON-NEOPLASTIC**ORAL SESSION (8' presentation + 7' discussion)****Chairmen:** Rajesh Shah, Manchester/UK – Rajan Santosham, Chennai/IN

- 16:00 O-033 A RANDOMIZED PROSPECTIVE STUDY OF ANALGESIC QUALITY AFTER THORACOTOMY: PARAVERTEBRAL BLOCK WITH BOLUS VERSUS CONTINUOUS INFUSION WITH ELASTOMERIC PUMP
Juan J Fibla, L. Molins, J.M. Mier, A. Ojanguren, A. Sierra, G. Vidal
Barcelona/ES

- 16:15 O-034 LONG-TERM SEQUELAE AND RISK BEHAVIOUR IN PATIENTS OPERATED FOR SPONTANEOUS PNEUMOTHORAX
U. Sostheim¹, V. Steger², G. Friedel¹, Thorsten Walles³
1Gerlingen/DE, 2Tuebingen/DE, 3Wuerzburg/DE
- 16:30 O-035 THORACIC SURGERY IN ADULT PATIENTS RECEIVING EXTRA CORPOREAL MEMBRANE OXYGENATION (ECMO): A 16 YEAR EXPERIENCE
Vijay Joshi, C. Harvey, A. Nakas, D. Waller, G. Peek, R. Firmin
Leicester/UK
- 16:45 O-036 ACUTE LUNG ABSCESSSES AND LUNG GANGRENE WITH OR WITHOUT SEVERE PULMONARY HEMORRHAGE – WHEN TO OPERATE?
S. Pushkin, E. Korymasov, Armen Benyan, A. Reshetov, Y. Syzrantsev, M. Medvedchikov-Ardiya
Samara/RU
- 17:00 O-037 THORACOSCOPIC SURGERY FOR CONGENITAL PULMONARY AIRWAY MALFORMATIONS
Yoshio Tsunozuka
Kanazawa/JP
- 17:15 O-038 IS “GROUP AND SAVE” ONLY POLICY SAFE FOR PATIENTS UNDERGOING ELECTIVE LOBECTOMY?
Mohan Devbhandari, S. Farid, C. Goatman, Y. Moussa, P. Krysiak, M. Jones, R. Shah
Manchester/UK

16:00-17:30

Deutschland

SESSION IX: INNOVATIVE/EXPERIMENTAL**Award:** ESTS-Grillo Award (EUR 1000) for best innovative/experimental abstract**FORUM SESSION (7' presentation + 3' discussion)****Chairmen:** Michael Lanuti, Boston/US – Thorsten Walles, Würzburg/DE

- 16:00 F-039 INDOCYANINE GREEN FLUORESCENCE IN THE ASSESSMENT OF THE QUALITY OF THE PEDICLED INTERCOSTAL MUSCLE FLAP – A PILOT STUDY
Cezary Piwkowski, P. Zieliński, P. Gabryel, L. Gasiorowski, D. Murawa, W. Dyszkiewicz
Poznań/PL
- 16:10 F-040 THE VALUE OF MATRIX METALLOPROTEINASE 9 AND VASCULAR ENDOTHELIAL GROWTH FACTOR RECEPTOR 1 (MMP9/VEGFR1) PATHWAY IN DIAGNOSING INDETERMINATE PLEURAL EFFUSION
Alfonso Fiorelli¹, F. Morgillo¹, M. Fasano¹, L. Aronne¹, G. Vicidomini¹, V.G. Di Crescenzo², P. Laperuta¹, M. Di Domenico¹, M. Accardo¹, M. Santini¹
¹Naples/IT, ²Salerno/IT
- 16:20 F-041 STABILIZATION OF FLAIL CHEST USING THORACOSCOPIC TECHNIQUE
Kirill Gestkov, B. Barsky, Y. Esakov, E. Kutirev
Moscow/RU

- 16:30 F-042 INTRAPLEURAL POLYMERIC FILMS CONTAINING CISPLATIN FOR MALIGNANT PLEURAL MESOTHELIOMA: PRELIMINARY PHARMACOKINETIC DATA IN AN OVINE MODEL
Luca Ampollini, S. Barbieri, F. Leonardi, S. Zanichelli, A. Fusari, A.M. Cantoni, C. Mucchino, P. Colombo, P. Carbognani, M. Rusca Parma/IT
- 16:40 F-043 TOTAL PLEURAL COVERING TECHNIQUE CAN PREVENT RECURRENT PNEUMOTHORAX WITHOUT ADHESION OF THE LUNG IN LAM PATIENTS TO REQUIRE LUNG TRANSPLANT IN THE FUTURE
Masatoshi Kurihara¹, H. Kataoka²
¹Setagaya-ku Tokyo/JP, ²Tokyo/JP
- 16:50 F-044 CHANGES IN PULMONARY HEMODYNAMIC VALUES AND PULMONARY DAMAGE SCORE AFTER MAJOR LUNG RESECTIONS USING INTRAOPERATIVE PROTECTIVE SINGLE LUNG VENTILATION; EXPERIMENTAL STUDY IN A LARGE ANIMAL MODEL
Jean Philippe Berthet, O. Attard, I. Serre, A. Bourdin, G. Böge, E. Lorenzelli, C.H. Marty Ané, S. Richard, S. Matecki Montpellier/FR
- 17:00 F-045 PROSPECTIVE COMPARISON OF COMPUTER AIDED DETECTION-ANALYSIS BEFORE SURGERY FOR METASTASECTOMY AND HISTOPATHOLOGICAL PROOF
Alexandra Schramm, D. Wormanns, G. Leschber Berlin/DE
- 17:10 F-046 CORD BLOOD PLATELET GEL AND PLEURAL TISSUE REPAIR
Lorenzo Rosso¹, F. Damarco¹, V. Parazzi¹, I. Righi², M. Nosotti³, L. Lazzari¹, S. Ferrero¹, D. Dondossola¹, L. Santambrogio³, D. Tosi³, A. Palleschi³
¹Milan/IT, ²Legnano/IT, ³Milano/IT
- 17:20 F-047 PROSPECTIVE STUDY OF NEW TECHNIQUE OF SEGMENTECTOMY FOR DETECTING AN INTER-SEGMENTAL PLANE USING INDOCYANINE GREEN DYE
Shiaki Oh, K. Suzuki, K. Takamochi, Y. Miyasaka, T. Matsunaga, Y. Kitamura, M. Fukui Tokyo/JP

17:30-19:00

Europa

ESTS WORKING GROUP ON THYMIC TUMORS**Organiser:** Enrico Ruffini, Torino/IT**Chairmen:** Pascal Thomas, Marseille/FR – Federico Venuta, Rome/IT**THYMIC MALIGNANCIES. A STATE OF THE ART AND AN OVERVIEW OF THE GLOBAL COOPERATION**

- 17:30 INTRODUCTION AND REPORT OF THE ESTS THYMIC WORKING GROUP
Enrico Ruffini, Torino/IT
- 17:40 ITMIG UPDATE AND STAGING ISSUES IN THYMIC MALIGNANCIES
Frank Detterbeck, New Haven/US

- 17:50 THE THYMOSCAPE PROJECT FROM ETOP: A CHANCE FOR THORACIC SURGEONS IN TRANSLATIONAL RESEARCH
Walter Weder, Zurich/CH
- 18:00 PATHOLOGY ISSUES AND UPDATE IN HISTOLOGIC CLASSIFICATION OF THYMIC TUMORS
Alexander Marx, Mannheim/DE
- 18:10 MINIMALLY INVASIVE APPROACHES IN THYMIC MALIGNANCIES
Alper Toker, Istanbul/TR
- 18:20 MULTIMODALITY APPROACH TO THYMIC MALIGNANCIES
Federico Venuta, Rome/IT
- 18:30 TARGETED THERAPY AND RESEARCH STUDIES IN THYMIC MALIGNANCIES
Nicolas Girard, Lyon/FR
- 18:40 Discussion

17:30-19:00

Deutschland

ESTS WORKING GROUP ON REGENERATIVE MEDICINE**Organiser:** Thorsten Walles, Würzburg/DE**Chairmen:** Thorsten Walles, Würzburg/DE – Alexander Seifalian, London/UK**REGENERATIVE MEDICINE APPROACHES FOR THORACIC SURGERY**

- 17:30 ESTS REGENERATIVE WORKING GROUP: AIMS AND SCOPE
Thorsten Walles, Würzburg/DE
- 17:35 NANOMATERIALS FOR TRACHEAL TISSUE ENGINEERING
Alexander Seifalian, London/UK
- 18:05 STEM CELL THERAPY APPLIED FOR BRONCHIAL HEALING
David Gomez de Antonio, Madrid/ES
- 18:20 STEM CELL THERAPY APPLIED FOR TRACHEO-BRONCHIAL FISTULA HEALING
Prudencio Diaz Agero, Madrid/ES
- 18:35 ORGAN PERFUSION TO RESTORE GRAFT FUNCTION IN LUNG TRANSPLANTATION
Clemens Aigner, Vienna/AT
- 18:50 INTERACTIVE DISCUSSION

17:30-19:00**M & N**OLYMPUS WORKSHOP - MEDIASTINAL N-STAGING WITH
ENDOSCOPIC ULTRASOUND (Lectures and hands-on)The OLYMPUS logo is displayed in blue capital letters with a yellow underline.**Chairman:** Jaroslaw Kuzdzal, Krakow/PL

- | | |
|-------------|--|
| 17:30-17:45 | SURGICAL STAGING TECHNIQUES AND RESULTS
Jaroslaw Kuzdzal, Krakow/PL |
| 17:45-17:55 | ENDOSCOPIC ULTRASOUND STAGING OF THE MEDIASTINUM
Mark Krasnik, Copenhagen/DK |
| 17:55-18:05 | IMPLEMENTING ENDOSCOPIC ULTRASOUND IN THE THORACIC
SERVICE
Artur Szlubowski, Krakow/PL |
| 18:05-18:15 | EBUS-TBNA 10 YEARS SCIENTIFIC STUDY
A Mark Krasnik, Copenhagen/DK |
| 18:15-19:00 | HANDS-ON: DO YOUR FIRST LYMPH NODE SAMPLING USING
ENDOSCOPIC ULTRASOUND, TWO LEADING EXPERTS IN THIS
FIELD ARE READY TO GUIDE YOU THROUGH THE PROCEDURE. |



Striving for Space

With the new LINDER/HÜRTGEN Distending
Video Mediastinoscope



THOR 22/03/2010/A-D

STORZ
KARL STORZ—ENDOSKOPE

THE DIAMOND STANDARD

KARL STORZ GmbH & Co. KG
Mittelstraße 8, 78532 Tuttlingen, Germany, Postbox 230, 78503 Tuttlingen, Germany
Phone: +49 (0)7461 708-0, Fax: +49 (0)7461 708-105, E-Mail: info@karlstorz.com
www.karlstorz.com

TUESDAY, 12 June 2012

SCIENTIFIC PROGRAMME

TUESDAY, 12 JUNE

TUESDAY, JUNE 12, 2012

	EUROPA CC WEST	DEUTSCHLAND CC SOUTH	NEW YORK CC WEST	MAILAND CC WEST	RHEINLAND CC SOUTH
07:00-07:30					
07:30-08:00					
08:00-08:30					
08:30-09:00	Techno Meeting Part 1	Joint ESTS - IASLC Session	Breakfast Session 5 / Reoperation for hiatal hernia	Breakfast Session 6 / Surgery for SCLC	Breakfast Session 4 / Drainage after lung resections
09:00-09:30					
09:30-10:00					
10:00-10:30					
10:30-11:00			Coffee Break @ Exhibition Area		
11:00-11:30	Techno Meeting Part 2	Joint ESTS - ISDE Session			
11:30-12:00					
12:00-12:30					
12:30-13:00	Extraordinary Lecture				
13:00-13:30	Session XI Moderated Videos	Lunch @ Exhibition Area	Session X Moderated Posters	Lunch @ Exhibition Area	Lunch Symposium Covidien
13:30-14:00					
14:00-14:30	Session XII Chest Wall / Pleura	Session XIII Pulmonary Neoplastic			
14:30-15:00					
15:00-15:30					
15:30-16:00		Coffee Break @ Exhibition Area			
16:00-16:30	Session XV Oesophagus / Mediastinum	Session IX Airway / Transplantation			
16:30-17:00					
17:00-17:30		General Assembly			
17:30-18:00					
18:00-18:30					
18:30-19:00					
19:00-19:30					
19:30-20:00					
Social Event					
20:00-23:30					

Colour Codes:

- Abstract Sessions
- Invited Lectures
- Postgraduate Course
- Industrial Sessions
- Breakfast Sessions
- Social Events
- Breaks

Gala Dinner @ Colosseum Theater

TUESDAY, 12 JUNE 2012

07:30-08:20

Rheinland

BREAKFAST SESSION 4

DEBATE: DRAINAGE AFTER LUNG RESECTIONS: SUCTION VS NON SUCTION

Enrico Ruffini, Torino/IT – Gonzalo Varela, Salamanca/ES

07:30-08:20

New York

BREAKFAST SESSION 5

DEBATE: REOPERATION FOR FAILED LAPAROSCOPIC HIATAL HERNIA: OPEN VS LAPAROSCOPIC

Willy Coosemans, Leuven/BE – Sandro Mattioli, Bologna/IT

07:30-08:20

Mailand

BREAKFAST SESSION 6

DEBATE: SURGERY FOR SMALL CELL LUNG CANCER: PRO VERSUS CON

Georgios Stamatias, Essen/DE – Stefano Margaritora, Rome/IT

08:30-10:30

Europa

TECHNO MEETING PART I

Organisers: Konstantinos Papagiannopoulos, Leeds/UK – René Petersen, Copenhagen/DK**Chairs:** Konstantinos Papagiannopoulos, Leeds/UK – René Petersen, Copenhagen/DK

Part 1: sponsored by Ethicon



- 8:30 ADVANCED DEVICE DEVELOPMENTS IN THORACIC SURGERY:
EXPERIENCE WITH POWERED ENDO-STAPLING IN
VATS-LOBECTOMY
Peter Licht, Odense/DK

Part 2: sponsored by Medela



- 9:00 IMPROVING CHEST TUBE MANAGEMENT THROUGH OBJECTIVE DATA
Alan Sihoe, Hong Kong/CN
- 9:15 ADDING OBJECTIVITY TO CHEST DRAIN MANAGEMENT: NUISANCE
OR NECESSITY
Thorsten Walles, Würzburg/DE

Part 3: sponsored by Covidien



- 9:30 VATS LVRS FOR ADVANCED EMPHYSEMA – AN “UNDERUSED”
PROCEDURE
Walter Weder, Zurich/CH
- 10:00 SINGLE INCISION VATS RESECTION IN CHALLENGING CASES
Diego Gonzalez Rivas, Coruña/ES

08:30-10:30

Deutschland

JOINT ESTS – IASLC SESSION

Organiser: Paul De Leyn, Leuven/BE**Chairmen:** Peter Goldstraw, London/UK (President IASLC) – Ramon Rami-Porta, Barcelona/ES

With the support of an unrestricted educational grant of Lilly.



LYMPH NODE STAGING FOR NON-SMALL CELL LUNG CANCER: UPDATE ON GUIDELINES

08:30	ESTS GUIDELINES ON PREOPERATIVE AND INTRAOPERATIVE LYMPH NODE STAGING OF NSCLC (2007) <u>Paul De Leyn</u> , Leuven/BE
08:45	CURRENT ROLE OF TEMPLA/VAMLA IN MEDIASTINAL STAGING OF NSCLC <u>Marcin Zielinski</u> , Zakopane/PL
09:00	CURRENT ROLE OF EBUS/EUS IN MEDIASTINAL STAGING OF NSCLC <u>Kurt Tournoy</u> , Ghent/BE
09:15	CURRENT ROLE OF PET-CT IN MEDIASTINAL STAGING OF NSCLC <u>Christoph Pöttgen</u> , Essen/DE
09:30	CASE PRESENTATION
09:40	QUESTIONS AND DISCUSSION
10:00	INTRAOPERATIVE LYMPH NODE SAMPLING OR DISSECTION? IS IT FEASIBLE BY VATS? <u>Gail Darling</u> , Toronto/CA
10:20	DISCUSSION

10:30-11:00

Coffee Break

Exhibition Area

11:00-12:00

Europa

TECHNO MEETING PART II



Part 4: sponsored by Olympus

LATEST UPDATE ON INTRABRONCHIAL VALVE AIR LEAK MANAGEMENT AND OTHER APPLICATIONS

11:00	INTRABRONCHIAL VALVES : A TREATMENT OPTION FOR A PERSISTENT POSTOPERATIVE PULMONARY AIRLEAK <u>Christophe Dooms</u> , Leuven/BE
11:15	ENDOSCOPIC TREATMENT OF NATIVE LUNG HYPERINFLATION WITH INTRABRONCHIAL VALVES IN SINGLE LUNG TRANSPLANT PATIENTS <u>Michael Perch</u> , Copenhagen/DK

Part 5: sponsored by Neomend



11:30	U.S. EXPERIENCE WITH A NEW, UNIQUE FDA APPROVED SEALANT <u>Dan Miller</u> , Atlanta/US
-------	---

11:00-12:30

Deutschland

JOINT ESTS-ISDE SESSION

Organiser: Mark Ferguson, Chicago/US

Chairmen: Mark Ferguson, Chicago/US – Xavier Benoit D'Journo, Marseille/FR

BARRETT'S HIGH GRADE DYSPLASIA; EVOLVING STANDARDS OF CARE AND HOW THEY AFFECT SURGEONS

How should this information influence our behavior and our expectations regarding our non-surgical colleagues?

- 09:00 THE CHANGING FACE OF BARRETT'S HIGH GRADE DYSPLASIA
Mark Ferguson, Chicago/US
- 09:15 WHAT SHOULD A SURGEON EXPECT FROM:
- PATHOLOGIC EVALUATION OF HGD
Richard Berrisford, Plymouth/UK
- ENDOSCOPIC MANAGEMENT OF HGD
Raf Bisschops, Leuven/BE
- 09:45 THE GREAT DEBATE: ENDOSCOPIC VERSUS SURGICAL MANAGEMENT OF BARRETT HGD
- PRO-ENDOSCOPIC THERAPY
Mark Ferguson, Chicago/US
- PRO-SURGERY
Xavier Benoit D'Journo, Marseille/FR
- 10:15 Panel Discussion

12:30-13:00

Europa

EXTRAORDINARY LECTURE

CHALLENGES FOR AN ENERGY SYSTEM BEYOND FOSSIL FUELS

Ferdi Schueth, Mulheim/DE

13:00-14:00

Lunch

Exhibition Area

13:00-14:00

Rheinland

COVIDIEN LUNCH SYMPOSIUM

COVIDIEN

Chair: Gaetano Rocco, Naples/IT**ADVANCES IN VATS LOBECTOMY DEVELOPMENT**Hans Hoffmann, Heidelberg/DERené Petersen, Copenhagen/DK

13:00-14:00

New York

SESSION X: MODERATED POSTERS (3' presentation + 3' discussion)**Award:** ESTS-Greek Pioneer Prize (EUR 500) for the best poster presentation**Chair:** Kalliopi Athanassiadi, Athens/GR**Topic:** MIXED**Moderators:** Elena Fernandez Martin, Madrid/ES – Pier Luigi Filosso, Torino/IT

- 13:00 P-137 INTRA-OPERATIVE INTERCOSTAL BLOCK VERSUS WOUND INFILTRATION FOR POSTOPERATIVE ANALGESIA IN VATS CLIPPING OF SYMPATHETIC NERVE FOR HYPERHIDROSIS AND BLUSHING: A RANDOMIZED TRIAL
Juan J. Fibla, L. Molins, J.M. Mier, A. Ojanguren, A. Sierra, G. Vidal Barcelona/ES

- 13:06 P-160 EXPRESSION OF COX2 AND P53 IN RAT ESOPHAGEAL CANCER INDUCED BY REFLUX OF DUODENAL CONTENTS
Naoki Hashimoto
Osaka/JP
- 13:12 P-161 CLINICAL SIGNIFICANCE OF INTRATUMORAL LYMPHATICS, INTRA-TUMORAL AND PERITUMORAL LYMPHATIC VESSELS INVASION DETECTED BY D20-40 IN PATIENTS WITH RESECTED ESOPHAGEAL CANCER
Mirosław Kozłowski, L. Chyczewski, J. Niklinski, R. Milewski, K. Dabrowska, A. Sulewska, W. Laudanski, M. Garbowicz, J. Laudanski
Bialystok/PL
- 13:18 P-168 IS THERE A CORRELATION BETWEEN POSTOPERATIVE COMPLICATIONS AND TIMING OF ORAL INTAKE AFTER THORACOTOMY
Serdar Evman, N.O. Ermerak, A. Issaka, H. Ozalper, K. Bostanci, B. Yildizeli, H.F. Batirel, M. Yuksel
Istanbul/TR
- 13:24 P-188 A LESS PAINFUL TECHNIQUE FOR REMOVAL OF CHEST TUBES
Nadir Walter Simbrey, G. Leschber
Berlin/DE
- 13:30 P-189 ADVANCED MEDICAL SIMULATION MAY IMPROVE PATIENT OUTCOMES IN THORACIC EMERGENCIES
Lukasz Gasiorowski, M.S. Czekajlo, W. Dyszkiewicz
Poznan/PL
- 13:36 P-190 HOW EARLY CAN WE DISCHARGE OUR PATIENTS SAFELY FOLLOWING A MAJOR LUNG RESECTION?
M. Vayvada, T. Coskun, E. Tasci, Güven Olgac, C.A. Kutlu
Istanbul/TR
- 13:42 P-191 THE FEASIBILITY TO DETECT NSCLC IN HUMAN LUNG SAMPLES USING PACAP IMMUNOREACTIVITY
Zalan Szanto¹, L. Jakab¹, T. Molnar¹, D. Reglodi², A. Tamas²
¹Pecs/HU, ²Pécs/HU
- 13:48 P-226 QUANTITATIVE RT-PCR DETECTION OF LUNG CANCER CELLS IN BLOOD AND BONE MARROW: CLINICAL-PATHOLOGICAL CORRELATIONS
Jiri Klein, A. Benedikova, J. Srovnal, M. Szkorupa, P. Skalicky, J. Chudacek, J. Skarda, M. Hajduch
Olomouc/CZ
- 13:54 P-227 THE CLINICAL VALUE OF ROUTINE CHEST X-RAYS AFTER LUNG SURGERY
Kaoutar Azijli¹, B. Kuijvenhoven², P.J. van Huijstee², W.H. Steup²
¹Amsterdam/NL, ²Den Haag/NL

13:00-14:00

Europa

SESSION XI: VIDEOS (7' presentation + 3' discussion)**Chairmen:** Françoise Le Pimpec Barthes, Paris/FR – Xavier Benoit D'Journo, Marseille/FR

- 13:00 V-048 TECHNIQUE OF LEFT SIDED VATS PNEUMONECTOMY
Johannes Bodner¹, F. Augustin², W. Stertmann¹, M. Hirschburger¹
¹Giessen/DE, ²Innsbruck/AT

- 13:10 V-049 THE USE OF BRONCHUS-FIRST TECHNIQUE IN CLOSED THORACOSCOPIC PNEUMONECTOMY; PERSONAL EXPERIENCE
Francesco Caronia¹, E. Ruffini²
¹Catania/IT, ²Torino/IT
- 13:20 V-050 THORACOSCOPIC PPLICATION OF DIAPHRAGMATIC EVENTRATION IN AN ADULT
Deepraj S Bhandarkar, A.N. Katara, R.R. Behera
Mumbai/IN
- 13:30 V-051 THORACOSCOPIC COMPLETE RESECTION OF THYMIC CARCINOMA
Cezary Piwkowski, P. Zieliński, M. Kasprzyk, W. Dyszkiewicz
Poznań/PL
- 13:40 V-052 MEDIASTINOSCOPIC ULTRASOUND – HOW IT WORKS
Michael Wolf, B. Witte, M. Hürtgen
Koblenz/DE
- 13:50 V-053 RECURRENT DUPLEX GIANT FIBROVASCULAR POLYP OF THE OESOPHAGUS
Attila Enyedi, L. Veres, I. Takacs, M. Boros, S. Sz.Kiss
Debrecen/HU

14:00-15:30

Europa

SESSION XII: CHEST WALL/PLEURA**ORAL SESSION (8' presentation + 7' discussion)****Chairmen:** Eveline Internullo, Nottingham/UK – Akif Turna, Istanbul/TR

- 14:00 O-054 CHANGES IN PULMONARY FUNCTION TESTS PREDICT RADIOLOGICAL RESPONSE TO CHEMOTHERAPY IN MALIGNANT PLEURAL MESOTHELIOMA (MPM)
Giuseppe Marulli¹, F. Di Chiara¹, F. Braccioni², S. Nicotra², A. Rebusso², G. Pasello², A. Favaretto², C. Breda¹, F. Rea¹
¹Padua/IT, ²Padova/IT
- 14:15 O-055 EFFECTIVENESS OF OCTREOTIDE IN THE TREATMENT OF ADULT CHYLOTHORAX
V. Steger¹, B. Berg², G. Friedel², Thorsten Walles³
¹Tuebingen/DE, ²Gerlingen/DE, ³Wuerzburg/DE
- 14:30 O-056 TUBERCULAR EMPYEMA IS NOT A CONTRAINDICATION FOR VATS DECORTICATION
Shaiwal Khandelwal, B. Datta, S. Khanna, A.Z. Khan
Gurgaon/IN
- 14:45 O-057 THE EXPANDED ROLE OF EXTRACELLULAR MATRIX PATCH IN THORACIC SURGERY
R. George, K. Kostopanagiotou, Konstantinos Papagiannopoulos
Leeds/UK
- 15:00 O-058 RADIONUCLIDE-GUIDED BIOPSY OF RIB, CLAVICLE AND STERNUM; A RELIABLE, WELL-TOLERATED TECHNIQUE
Erik von Meyenfeldt¹, J. Siebenga¹, K. Hulsewe²
¹Heerlen/NL, ²Sittard/NL

- 15:15 O-059 OUTCOME OF PECTUS DEFORMITY REPAIR USING RAVITCH PROCEDURE WITHOUT STERNAL SUPPORT BAR: A 12-YEAR SINGLE CENTRE EXPERIENCE
Robert George, K. Papagiannopoulos
 Leeds/UK

14:00-15:30

Deutschland

SESSION XIII: PULMONARY NEOPLASTIC**FORUM SESSION (7' presentation + 3' discussion)****Chairmen:** Tim Batchelor, Bristol/UK – Erich Stoelben, Cologne/DE

- 14:00 F-060 QUALITY OF SURGICAL RESECTION FOR NON SMALL CELL LUNG CANCER IS CRITICAL FOR ELIGIBILITY IN CLINICAL TRIALS
Delphine Trousse¹, L. Baudrin², S. Renaud³, G. Massard³, F. Morin², B. Milleron², A. Depierre², P.A. Thomas¹
¹Marseille/FR, ²Paris/FR, ³Strasbourg/FR
- 14:10 F-061 INDUCTION TREATMENT WITH CHEMO OR CHEMORADIATION DOES NOT DECREASE EFFICACY OR INCREASE COMPLEXITY OF RESTAGING MEDIASTINOSCOPY IN LOCALLY ADVANCED NSCLC
Francisco Javier Moradiellos, S. Amor, A. Varela
 Madrid/ES
- 14:20 F-062 ENHANCED RECOVERY AFTER PULMONARY SURGERY PROTOCOLS HELP REDUCE USE OF RESOURCES WITHOUT COMPROMISING OUTCOMES
Lee Creedon, M. Hagan, A.E. Martin-Ucar, E. Internullo, L. Socci, M. Malik
 Nottingham/UK
- 14:30 F-063 EFFECT OF EUROPEAN WORKING TIME DIRECTIVE LEGISLATION ON THE QUALITY OF THORACIC SURGICAL TRAINING AND OUTCOMES FOLLOWING LOBECTOMY FOR NSCLC
Richard Warwick, J. Mcshane, M. Poullis, R. Page, S. Woolley, N. Mediratta,, M. Shackcloth
 Liverpool/UK
- 14:40 F-064 ESTIMATING INTER-RATER VARIABILITY OF OBJECTIVE REPORTING OF POSTOPERATIVE MORBIDITY AFTER LUNG RESECTION
Gonzalo Varela¹, A. Brunelli², S.D. Cassivi³, M.K. Ferguson⁴
¹Salamanca/ES, ²Ancona/IT, ³Rochester/US, ⁴Chicago II/US
- 14:50 F-065 INFLUENCE OF T1 NERVE ROOT RESECTION ON THE ARM AND SHOULDER FUNCTION AND QUALITY OF LIFE AFTER TRIMODALITY TREATMENT FOR SUPERIOR SULCUS TUMORS
Ramon Gorter, C.G. Vos, K.J. Hartemink, M.A. Paul, J.W.A. Oosterhuis
 Amsterdam/NL
- 15:00 F-066 LEFT THORACOSCOPIC EXTENDED MEDIASTINAL LYMPHADENECTOMY FOLLOWING TRANSECTION OF ARTERIOUS LIGAMENT
Shunsuke Endo
 Tochigi/JP
- 15:10 F-067 THE POSSIBILITY OF LIMITED RESECTION FOR STAGE IA NON-SMALL CELL LUNG CANCER BASED ON A STANDARDIZED UPTAKE VALUE (SUV) INDEX
Satoshi Shiono, M. Abiko, T. Sato
 Yamagata/JP

- 15:20 F-068 TREATMENT STRATEGY IN PATIENTS WITH PULMONARY METASTASES OF RENAL CELL CANCER
Ali Amiraliev, O. Pikin, B. Alekseev, A. Kalpinskiy
 Moscow/RU

15:30-16:00 Coffee Break Exhibition Area

16:00-17:30 Deutschland

Session XIV: AIRWAY/TRANSPLANT

ORAL SESSION (8' presentation + 7' discussion)

Chairmen: Federico Venuta, Rome/IT – Hiroshi Date, Kyoto/JP

- 16:00 O-069 THE ROLE OF T-TUBE IN THE MANAGEMENT OF AIRWAY STENOSIS
 S. Saghebi, M. Zangi, T. Tajalli, R. Farzanegan, S. Pejhan,
 A. Daneshvar, K. Sheikhy, M. Arab, A. Abbasidezfouli, Mohammad
 Behgam Shadmehr
 Tehran/IR
- 16:15 O-070 ECMO SUPPORT FOR COMPLEX TRACHEOBRONCHIAL PROCEDURES
György Lang¹, C. Aigner¹, B. Ghanim², G.M. Marta², S. Taghavi²,
 W. Klepetko²
¹Wien/AT, ²Vienna/AT
- 16:30 O-071 EXTRA-CORPOREAL MEMBRANE OXYGENATION AND SPONTANEOUS
 BREATHING AS A BRIDGE TO LUNG TRANSPLANTATION
Mario Nosotti, D. Tosi, S. Crotti, A. Lissoni, M. Pappalettera, P. Tarsia,
 L. Santambrogio
 Milano/IT
- 16:45 O-072 LONG-TERM OUTCOMES OF BILATERAL LOBAR LUNG TRANS-
 PLANTATION
Ilhan Inci, M. Schuurmans, P. Kestenholz, S. Hillinger, D. Schneiter,
 I. Opitz, A. Boehler, W. Weder
 Zurich/CH
- 17:00 O-073 EARLY LUNG RETRIEVAL FROM TRAUMATIC BRAIN-DEAD DONORS
 DOES NOT COMPROMISE OUTCOMES FOLLOWING LUNG TRANS-
 PLANTATION
Paula Moreno, A. Alvarez, J. Illana, D. Espinosa, C. Baamonde,
 F. Cerezo, F.J. Algar, A. Salvatierra
 Cordoba/ES
- 17:15 O-074 INFLUENCE OF DONOR-RECIPIENT GENDER MISMATCH ON EARLY
 GRAFT FUNCTION AND MORTALITY FOLLOWING LUNG TRANS-
 PLANTATION
Antonio Alvarez, P. Moreno, J. Illana, D. Espinosa, C. Baamonde,
 E. Arango, F.J. Algar, A. Salvatierra
 Cordoba/ES

16:00-17:30

Europa

Session XV: OESOPHAGUS/MEDIASTINUM**FORUM SESSION (7' presentation + 3' discussion)****Chairmen:** Gail Darling, Toronto/CA – Enrico Ruffini, Torino/IT

- 16:00 F-075 HIGH DOSE PERIOPERATIVE STEROIDAL TREATMENT FOR PATIENTS WITH MYASTHENIA GRAVIS
Yoshito Yamada, S. Yoshida, T. Kometani, T. Iwata, T. Mizobuchi, Y. Moriya, N. Kawaguchi, I. Yoshino
Chiba/JP
- 16:10 F-076 THREE DIFFERENT TYPES OF THYMECTOMY FOR MYASTHENIA GRAVIS IN ONE INSTITUTE. POSTOPERATIVE AND EARLY NEUROLOGICAL RESULTS
József Furák, T. Géczy, B. Pécsy, E. Mán, J. Lantos, K. Kovách, G. Lázár
Szeged/HU
- 16:20 F-077 EVOLUTION OF SURGICAL APPROACHES FOR THYMOMAS. A SINGLE INSTITUTIONAL EXPERIENCE
Katarzyna Solarczyk, M. Zielinski, J. Pankowski
Zakopane/PL
- 16:30 F-078 UTILITY OF 18F-FDG PET-CT IN THYMIC EPITHELIAL TUMORS
Koichi Fukumoto, T. Taniguchi, N. Usami, Y. Ishikawa, K. Kawaguchi, T. Mizuno, S. Atsuta, S. Nakamura, K. Yokoi
Nagoya City/JP
- 16:40 F-079 PROGNOSTIC IMPACT OF THE EXTRACAPSULAR LYMPH NODE INVOLVEMENT ON DISEASE-FREE SURVIVAL ACCORDING TO THE 7TH EDITION OF AMERICAN JOINT COMMISSION ON ESOPHAGEAL CANCER STAGING SYSTEM
Thomas D'Annville, X.B. D'Journo, A. Loundou, D. Trousse, B. Orsini, G. Brioude, L. Dahan, C. Doddoli, J.-F. Seitz, P.A. Thomas
Marseille/FR
- 16:50 F-080 COMPLETE METABOLIC RESPONSE IS NOT UNIFORMLY PREDICTIVE OF COMPLETE PATHOLOGIC RESPONSE FOLLOWING INDUCTION THERAPY FOR ESOPHAGEAL CANCER
Brendon Stiles, G. Salzler, A. Jorgensen, A. Nasar, S. Paul, P. Lee, J. Port, N. Altorki
New York/US
- 17:00 F-081 LONG TERM RESULTS OF THE THORACOSCOPIC COLLIS – LAPAROSCOPIC NISSEN FOR THE TREATMENT OF SEVERE GERD WITH ACQUIRED SHORT ESOPHAGUS
Ottorino Perrone, B. Aramini, M. Lugaresi, A. Ruffato, S. Mattioli
Bologna/IT
- 17:10 F-082 EFFECT OF PPI (RABEPRAZOLE) ON REFLUX ESOPHAGITIS AFTER TOTAL GASTRECTOMY
Naoki Hashimoto
Osaka/JP
- 17:20 F-083 CAUSTIC INJURIES OF THE ESOPHAGUS IN AFRICAN COUNTRIES: A FREQUENT BUT HIDDEN SORROW
Toni Lerut¹, B. Touré², A. Samateh³
¹Leuven/BE, ²Conakry/GN, ³Banjul/GM

17:30-19:00

Deutschland

ESTS GENERAL ASSEMBLY

Members only

WEDNESDAY, 13 June 2012

SCIENTIFIC PROGRAMME

WEDNESDAY, 13 JUNE

WEDNESDAY, JUNE 13, 2012

	EUROPA CC WEST	DEUTSCHLAND CC SOUTH	NEW YORK CC WEST	MAILAND CC WEST	RHEINLAND CC SOUTH
07:00-07:30					
07:30-08:00					
08:00-08:30					
08:30-09:00			Breakfast Session 8 / Lap giant oesophageal hernia	Breakfast Session 9 / Lung cancer invading the spine	Breakfast Session 7 / Uniportal VATS lobectomy
09:00-09:30	Session on Infectious Lung Disease	ESTS - DGT Session			
09:30-10:00					
10:00-10:30					
10:30-11:00					
11:00-11:30			Coffee Break @ Exhibition Area		
11:30-12:00	Session XVII Malignant	Session XVII Mixed Benign			
12:00-12:30					
12:30-13:00					

Colour Codes:

- Abstract Sessions
- Invited Lectures
- Postgraduate Course
- Industrial Sessions
- Breakfast Sessions
- Social Events
- Breaks

WEDNESDAY, 13 JUNE 2012

08:00-08:50

Rheinland

BREAKFAST SESSION 7

HOW TO DO IT: UNIPORTAL VATS LOBECTOMY

Diego Gonzalez-Rivas, La Coruna/ES

08:00-08:50

New York

BREAKFAST SESSION 8

HOW TO DO IT: LAPAROSCOPIC TREATMENT OF GIANT ESOPHAGEAL HERNIA

Stephen Cassivi, Rochester/US

08:00-08:50

Mailand

BREAKFAST SESSION 9

HOW TO DO IT: LUNG CANCER INVADING THE SPINE

Dominique Grunenwald, Paris/FR

09:00-10:30

Europa

SESSION ON INFECTIOUS LUNG DISEASES

(Lectures 12' + 3' discussion)

Organiser: Georgios Stamatis, Essen/DE

Chairmen: Ludwig Lampl, Augsburg/DE – Andrey Akopov, St Petersburg/RU

TREATMENT OF EARLY LUNG CANCER

- | | |
|-------|--|
| 09:00 | ACUTE LUNG PARENCHYMA DESTRUCTION: SURGICAL DIAGNOSIS AND TREATMENT
<u>Andrey Akopov</u> , St Petersburg/RU |
| 09:15 | SURGERY FOR COMPLICATIONS AFTER TYPICAL AND ATYPICAL MYCOBACTERIOSIS
<u>Witold Rzyman</u> , Gdansk/PL |
| 09:30 | LUNG RESECTION VERSUS CAVERNOMY AND PLASTIC PROCEDURES FOR FUNGAL DISEASE
<u>Ludwig Lampl</u> , Augsburg/DE |
| 09:45 | MULTIMODALITY TREATMENT FOR ACUTE MEDIASTITIS
<u>Igor Polyakov</u> , Krasnodar/RU |
| 10:00 | DISOBLITERATION OF PLEURAL SPACE FOR CHRONIC INFECTIOUS DISEASE
<u>Gilbert Massard</u> , Strasbourg/FR |
| 10:15 | SURGICAL OPTIONS FOR COMPLICATED BRONCHIAL FISTULA AFTER PNEUMONECTOMY
<u>Mikhail Perelman</u> , Moscow/RU |

09:00-10:30

Deutschland

JOINT ESTS-DGT SESSION

(Lectures 12' + 6' discussion)

Organiser: Bernward Passlick, Freiburg/DE

Chairmen: Bernward Passlick, Freiburg/DE – Dirk Van Raemdonck, Leuven/BE

PERSPECTIVES IN MODERN THORACIC SURGERY

- 09:00 VATS ANATOMICAL PULMONARY RESECTIONS: SEGMENTECTOMY – LOBECTOMY – PNEUMONECTOMY – WHAT'S FEASIBLE, WHAT'S REASONABLE?
Johannes Bodner, Giessen/DE
- 09:18 THE ROLE OF PLEURECTOMY AND ADDITIVE INTRAOPERATIVE TREATMENT OPTIONS IN THE MANAGEMENT OF MALIGNANT PLEURAL MESOTHELIOMA
Servet Bölükbas, Wiesbaden/DE
- 09:36 THE MALIGNANT MESOTHELIOMA OF THE PLEURA – NEW INSIGHTS INTO THE ETIOLOGY
Till Ploenes, Freiburg/DE
- 09:54 INTRAPULMONARY GROWTH PATTERN OF METASTASIS – CONSEQUENCES FOR SURGICAL STRATEGIES
Stefan Welter, Essen/DE
- 10:12 SINGLE VERSUS DOUBLE LUNG TRANSPLANTATION – PROS AND CONS
Hauke Winter, Munich/DE

11:00-13:00

Europa

SESSION XVI: MIXED MALIGNANT

FORUM SESSION (7' presentation + 3' discussion)

Chairmen: Konstantinos Papagiannopoulos, Leeds/UK – Henrik Hansen, Copenhagen/DK

- 11:00 F-084 ADJACENT LOBE INVASION FROM PERIPHERAL NON SMALL-CELL LUNG CANCER. IMPACT ON SURVIVAL AND LOCAL RECURRENCE AFTER SURGERY
Pierre Yves Brichon, E. Cochet, S. Guigard, A. de Lambert, C. Ducos, A. Pirvu
La Tronche/FR
- 11:10 F-085 SHOULD INTERLOBAR PLEURAL INVASION BEYOND THE LOBE BE CLASSIFIED AS T2 OR T3?
Riken Kawachi, Y. Nakazato, H. Takei, T. Goya
Tokyo/JP
- 11:20 F-086 RISK FACTOR ANALYSIS FOR RECURRENCE OF RESECTED SOLITARY FIBROUS TUMOR OF PLEURA BASED ON 33 YEARS' EXPERIENCE
Michael Lanuti¹, L. Tapias¹, M. Mino-Kenduson¹, S. Ashiku², C. Wright¹, J. Wain¹, D. Mathisen¹
¹Boston/US, ²Walnut Creek/US
- 11:30 F-087 POSTOPERATIVE COMPLICATION FOLLOWING SEGMENTECTOMY OF THE LUNG: ATYPICAL SEGMENTECTOMY IS SAFE AS TYPICAL SEGMENTECTOMY
Yoshikazu Miyasaka, S. Oh, K. Takamochi, K. Suzuki
Tokyo/JP
- 11:40 F-088 MEDIASTINAL LYMPHADENECTOMY IN ELDERLY PATIENTS WITH NON-SMALL CELL LUNG CANCER
Caroline Rivera¹, P.E. Falcoz², R. Rami-Porta³, J.-F. Velly⁴, H. Begueret⁴, X. Roques⁴, M. Dahan⁵, J. Jougon⁴
¹Bayonne/FR, ²Strasbourg/FR, ³Terrassa/ES, ⁴Pessac/FR, ⁵Toulouse/FR

- 11:50 F-089 IS VIDEO ASSISTED LOBECTOMY FOR NON-SMALL CELL LUNG CANCER ONCOLOGICALLY EQUIVALENT TO OPEN LOBECTOMY?
Wael Hanna, M. De Valence, E.G. Atenafu, A. Pierre, T. Waddell, K. Yasufuku, M. de Perrot, M. Cypel, S. Keshavjee, G. Darling
Toronto/CA
- 12:00 F-090 PHOTODYNAMIC DRUG DELIVERY IS HIGHLY TUMOR SELECTIVE: INTRAVITAL OBSERVATION IN A RODENT TUMOR MODEL
Yabo Wang¹, J.Y. Perentes¹, E. Debeve¹, M. Gonzalez¹, S. Schäfer², H.-A. Lehr¹, H.-B. Ris¹, H. van den Bergh¹, T. Krueger¹
¹Lausanne/CH, ²Bern/CH
- 12:10 F-091 COMPARATIVE EFFECT OF HYPERTHERMIA VS. HYPERTHERMIA-CISPLATINUM IN THE INDUCTION OF APOPTOSIS IN MALIGNANT AND INFLAMMATORY PLEURAL HUMAN CELLS
Begoña Gregorio, Á. Arévalo, Á. Cilleruelo, C. Garcia, J.M. Matilla, F. Heras, T. Mate, Y. Álvarez, E. Hugo, M. Garcia-Yuste
Valladolid/ES
- 12:20 F-092 ENDOTHELIAL PROGENITOR CELLS IN PATIENTS WITH LUNG CANCER: THE EFFECT OF SYSTEMIC INFLAMMATION AND SURGICAL TUMOR RESECTION
Lucio Cagini, M. Pirro, M. Monacelli, R. Pecoriello, F. Bagaglia, S. Ceccarelli, M. Andolfi, E. Scarnecchia, F. Puma, E. Mannarino
Perugia/IT
- 12:30 F-093 SURGICAL TREATMENT OF MALIGNANT PLEURAL MESOTHELIOMA; MESOTHELIOMA AND RADICAL SURGERY (MARS) TRIAL REVISITED
Giacomo Leoncini, A. Alloisio, M.T. Piras, E. Ferrari, F. Mazza, L. Morelli, B. Dozin, G.B. Ratto
Genova/IT
- 12:40 F-094 ALLOGRAFT STERNOCHONDRAL REPLACEMENT: A NOVEL PARADIGM FOR THE RECONSTRUCTION OF ANTERIOR CHEST WALL?
Giuseppe Marulli¹, F. Di Chiara¹, C. Breda¹, M. Loy¹, A. Zuin¹, F. Calabrese¹, M. Schiavon¹, S. Nicotra², F. Rea¹
¹Padua/IT, ²Padova/IT
- 12:50 F-095 FACTORS PREDICTING POOR SURVIVAL AFTER LUNG-SPARING RADICAL PLEURECTOMY OF IMIG-STAGE III MALIGNANT PLEURAL MESOTHELIOMA
Servet Bölükbas¹, M. Eberlein², N. Kudelin¹, M. Demes¹, S. Stallmann¹, A. Fisseler-Eckhoff¹, J. Schirren¹
¹Wiesbaden/DE, ²Iowa City/US

11:00-13:00

Deutschland

SESSION XVII: MIXED BENIGN**FORUM SESSION (7' presentation + 3' discussion)****Chairmen:** Martin Huertgen, Koblenz/DE – Jaroslaw Kuzdzal, Krakow/PL

- 11:00 F-096 IMPACT OF BELIEFS ABOUT PAIN CONTROL ON PERCEPTIONS OF ILLNESS IN SURGICAL PATIENTS
Dariusz Sagan, J. Sak, M. Wiechetek, M. Jarosz, J. Pawlikowski
Lublin/PL

- 11:10 F-097 PATIENTS WHO DO NOT REACH THE DISTANCE OF 500 METERS DURING 6-MINUTE WALK TEST HAVE INCREASED RISK OF POST-OPERATIVE COMPLICATIONS AND PROLONGED HOSPITAL STAY AFTER LOBECTOMY
Tomasz Marjanski, D. Wnuk, D. Bosakowski, W. Rzyman
Gdansk/PL
- 11:20 F-098 COMPERATIVE OUTCOMES OF T3 AND T4 SYMPATHICOTOMY FOR PATIENTS WITH PALMAR HYPERHIDROSIS
Kuthan Kavakli¹, H. Caylak², H. Isik², E. Sapmaz¹, O. Yucel², S. Cubuk², O. Karatas², A. Gozubuyuk²
¹Ankara/TR, ²06018/TR
- 11:30 F-099 QUALITY OF LIFE BEFORE AND AFTER PULMONARY ENDARTERECTOMY IN CHRONIC THROMBOEMBOLIC PULMONARY HYPERTENSION
Bedrettin Yildizeli, B. Eldem, N.O. Ermerak, E. Ciran, H. Ozalper, A. Issaka, Z. Bilgi, K. Bostanci, H.F. Batirel, H. Sunar, M. Yuksel
Istanbul/TR
- 11:40 F-100 THE ROLE OF AIR LEAK FLOW AND INTRAPLEURAL PRESSURE IN THE FIRST POSTOPERATIVE DAY AS RISK PREDICTORS OF PROLONGED AIR LEAK AFTER PULMONARY LOBECTOMY
Yury Bellido Reyes, P. Díaz-Agero Álvarez, J. Vázquez Pelillo, J. Gil Alonso, R. Vicente Verdú, E. Corpa Rodríguez, F. Carracedo Calvo, J. García Sánchez-Girón
Madrid/ES
- 11:50 F-101 LATERAL INTERNAL THORACIC ARTERY – FORGOTTEN IN RECENT FAMOUS TEXTBOOKS – DESCRIBED MORE THAN 130 YEARS AGO
Hironori Ishibashi¹, S.-I. Ohta², M. Hirose², N. Tanio², N. Nakajima²
¹Tokyo/JP, ²Shizuoka City/JP
- 12:00 F-102 A PROSPECTIVE, RANDOMIZED COMPARISON OF THREE DIFFERENT ESTABLISHED PAIN THERAPIES ON POST-THORACOTOMY PAIN – PRELIMINARY RESULTS
Holger Hendrix, V. Kamlak, T. Nagel, M. Behne, F. Noack
Mönchengladbach/DE
- 12:10 F-103 COMPARATIVE STUDY OF STAPLE-LINE BUTTRESS TO PREVENT AIR LEAK
M. Lopez-Porras, Miguel Congregado, S. Moreno-Merino, A. Trivino, F. Cozar, G. Gallardo, R. Jimenez-Merchan, J. Loscertales
Seville/ES
- 12:20 F-104 PEDIATRIC LUNG TRANSPLANTATION: 14 YEARS' EXPERIENCE
Joel Rosado Rodriguez, A. Jauregui Aburalach, I. Lopez Sanz, R. Zapata Gonzalez, I. Bello Rodriguez, M. Deu Martin, J. Sole Montserrat, M. Canela Cardona
Barcelona/ES
- 12:30 F-105 RISK FACTORS FOR THE DEVELOPMENT OF AIRWAY COMPLICATIONS IN LUNG TRANSPLANT PATIENTS
R. Zapata Gonzalez, J. Rosado Rodriguez, I. Lopez Sanz, J. Sole Montserrat, M. Deu Martin, L. Romero Vielva, J. Perez, Alberto Jauregui Aburalach, I. Bello Rodriguez, M. Wong Jaen, M. Canela Cardona
Barcelona/ES

- 12:40 F-106 NEW LUNG INFILTRATES IN OUTPATIENTS AFTER LUNG AND HEART-LUNG TRANSPLANTATION
Vanessa Díaz-Ravetllat¹, J. Gottlieb², A. Haverich², G. Warnecke², M. Dierich², T. Welte²
¹Barcelona/ES, ²Hannover/DE
- 12:50 F-107 PROPHYLACTIC MINI-TRACHEOSTOMY: A SAFE ADJUNCT TO PULMONARY TOILET IN HIGH-RISK PATIENTS UNDERGOING LUNG RESECTION
M. Antonoff, N. Rueth, D. Odell, R. Kelly, J. D’Cunha, M. Maddaus,
Rafael Andrade
Minneapolis/US

LIMAX[®] 120

The all-in-one solution –
Technology a step ahead!



- The latest generation of surgical laser systems
- Diode pumped Nd:YAG laser with 120 W power and integrated smoke evacuator
- New autoclavable focusing handpiece and broad range of bare fibres
- The new standard in parenchyma laser surgery



Gebrüder Martin GmbH & Co. KG
A company of the KLS Martin Group
Ludwigstaler Str. 132 · D-78532 Tuttlingen
Tel. +49 7461 706-0 · Fax +49 7461 706-193
info@klsmartin.com · www.klsmartin.com

Visit us at the ESTS,
Level 2,
booth No. 214

POSTER INDEX

POSTER INDEX**Poster display time:** Sunday 10 June – Tuesday 12 June from 08:30 to 17:30**PULMONARY NEOPLASTIC**

- P-108 IMPACT OF THE REGIONAL LOW DOSE COMPUTED TOMOGRAPHY SCREENING PROGRAM ON SURGICAL PROFILE IN THE THORACIC DEPARTMENT
Tomasz Marjanski, R. Dziedzic, M. Jelitto-Gorska, I. Biadacz, J. Ksiazek, W. Rzyman
Gdansk/PL
- P-109 EARLY LUNG CANCER DETECTION PROGRAMME – ITS IMPACT ON ACTIVITY OF THE LOCAL THORACIC SURGERY DEPARTMENT
Tomasz Grodzki, J. Alchimowicz, J. Wojcik, B. Kubisa, J. Pierog, H. Janowski, L. Kochanowski, N. Wojcik
Szczecin/PL
- P-110 CLINICOPATHOLOGICAL CHARACTERISTICS AND PROGNOSTIC SIGNIFICANCE OF PREDOMINANT SUBTYPES IN SMALL-SIZED INVASIVE LUNG ADENOCARCINOMAS
Tomohiro Haruki, J. Yoshida, G. Ishii, K. Aokage, T. Hishida, M. Nishimura, K. Nagai
Kashiwa, Chiba/JP
- P-111 THE GROUND GLASS OPACITY COMPONENT CAN BE ELIMINATED IN THE ASSESSMENT OF T FACTOR IN LUNG ADENOCARCINOMA
Tomohiro Murakawa, C. Konoeda, T. Ito, Y. Inoue, A. Sano, K. Nagayama, J. Nakajima
Tokyo/JP
- P-112 IMPACT OF EXTRATUMORAL LYMPHATIC PERMEATION ON POST-OPERATIVE SURVIVAL OF NON-SMALL CELL LUNG CANCER PATIENTS
Yuki Matsumura¹, T. Hishida¹, G. Ishii², Y. Shimada², K. Aokage², J. Yoshida², K. Nagai²
¹Kashiwa, Chiba/JP, ²Kashiwa/JP
- P-113 FEASIBILITY OF ASPIRIN USE IN THE PERIOPERATIVE PERIOD OF PULMONARY RESECTION IN LUNG CANCER PATIENTS. A RETROSPECTIVE STUDY AT A SINGLE INSTITUTION IN JAPAN.
Ryu Kanzaki, M. Minami, N. Sawabata, M. Inoue, Y. Shintani, T. Nakagiri, T. Kimura, M. Okumura
Suita/JP
- P-114 DOES LIGASURE® IN MEDIASTINAL LYMPH NODE DISSECTION IMPACT DRAINAGE DURATION? PRELIMINARY RESULTS
Udo Anegg, J. Lindenmann, A. Maier, H. Renner, V. Matzi, F.M. Smolle-Jüttner
Graz/AT
- P-115 CORRELATION BETWEEN PET SCAN AND PRO-INFLAMMATORY CYTOKINE DETECTED BY A NON-INVASIVE METHOD IN NON-SMALL CELL LUNG CANCER
B. Culla, L. Brussino, R. Giobbe, M. malandra, M. Morando, C. Bucca, G. Rolla, M. Boita, A. Oliaro, Pier Luigi Filosso
Torino/IT

- P-116 IS NEO-ADJUVANT CHEMORADIOTHERAPY A CONTRAINDICATION FOR TRACHEOBRONCHIAL SLEEVE RESECTION IN LUNG CANCER PATIENTS?
Corinna Ludwig, E. Stoelben
Cologne/DE
- P-117 SEALING OF BRONCHIAL STUMP AFTER PNEUMONECTOMY WITH TACHOCOMB PATCH
A. Pavlunin, D. Korotin, Evgeny Medovarov, A. Artifexova, V. Gorshkov
Nizhny Novgorod/RU
- P-118 COMPARISON OF 30-DAY, 90-DAY AND IN-HOSPITAL MORTALITY AFTER LUNG CANCER SURGERY
Peter Plaisier¹, R. Damhuis²
¹Dordrecht/NL, ²Utrecht/NL
- P-119 IMPROVING OPERATIVE STANDARDS FOR LUNG CANCER BY AUDIT; WHY SOME PATIENTS DON'T GET THE BEST DEAL
M. Hagan, S. Williams, Laura Socci, M. Malik, E. Internullo, A.E. Martin-Ucar
Nottingham/UK
- P-120 ANALYSIS OF THE COMPLIANCE TO THE EUROPEAN GUIDELINES FOR FUNCTIONAL EVALUATION BEFORE LUNG RESECTION
Gonzalo Varela¹, A. Brunelli², M.K. Ferguson³
¹Salamanca/ES, ²Ancona/IT, ³Chicago II/US
- P-121 THE MORTALITY AFTER SURGERY IN LUNG CANCER; SIGNIFICANCE OF CO-MORBIDITY AND SURGICAL COMPLICATIONS ON SURVIVAL
Erik Jakobsen, J. Hauge, A. Green, M. Iachina
Odense/DK
- P-122 SURVIVAL AFTER BILATERAL LUNG RESECTIONS OF PRIMARY LUNG CANCER WITH CONTRALATERAL SATELLITE NODULES: SHOULD A SMALL NUMBER OF CONTRALATERAL NODULES BE TREATED AS M1A DISEASE?
Tomoyuki Hishida¹, J. Yoshida¹, G. Ishii¹, K. Aokage¹, Y. Matsumura², T. Haruki¹, K. Nagai¹
¹Chiba/JP, ²Kashiwa, Chiba/JP
- P-123 THORACOSCOPIC LOBECTOMY: IS A TRAINING PROGRAM FEASIBLE WITH LOW MORBIDITY?
Andrea Billè, W. Karenovics, T. Routledge
London/UK
- P-124 IS VATS MAJOR RESECTION (VATS-MR) APPROPRIATE FOR LOCALLY ADVANCED NON SMALL CELL LUNG CARCINOMA (NSCLC)?
Jean-Marc Baste¹, M. Bubenheim¹, S. Barnett², H. Smail¹, J. Melki¹, C. Peillon¹
¹Rouen/FR, ²Melbourne/AU
- P-125 IS LIMITED RESECTION APPROPRIATE FOR RADIOLOGICALLY "SOLID" TUMOR IN SMALL-SIZED LUNG CANCER?
Aritoshi Hattori, K. Suzuki, T. Matsunaga, M. Fukui, Y. Kitamura, Y. Miyasaka, Y. Tsushima, K. Takamochi, S. Oh
Tokyo/JP
- P-126 PEDIATRIC PATIENTS WITH RECURRENT PULMONARY METASTASES OF OSTEOSARCOMA – IMPACT OF REPEATED SURGERY
Joachim Schmidt, B. Redwan, B. Bedetti, U. Dirksen, H. Jürgens, K. Wiebe
Muenster/DE

- P-127 MORBIDITY AND MORTALITY IN A LARGE SERIES OF SURGICAL PATIENTS WITH PULMONARY METASTASES OF COLORECTAL CARCINOMA; A PROSPECTIVE MULTICENTER SPANISH STUDY (GECMP-CCR-SEPAR)
Albert Rodríguez-Fuster¹, R. Embun², S. Mojal¹, S. Call³, L. Molins¹, R. Aguiló¹, J. Belda³, J.J. Rivas de Andrés²
¹Barcelona/ES, ²Zaragoza/ES, ³Terrassa/ES

PULMONARY NON-NEOPLASTIC

- P-128 COLLAPSE THERAPY FOR DRUG-RESISTANT TUBERCULOSIS: BACK TO ORIGINS?
 S. Borisova, I. Kuvshinov, A. Pavlunin, Evgeny Medovarov
 Nizhny Novgorod/RU
- P-129 ECTOPIC HETEROTOPIC MEDIASTINAL THYROID TISSUE MIMICKING LUNG CANCER
Kalliopi Athanassiadi, M.-S. Kolokotroni, A. Stathopoulos, V. Karameri, D. Violidaki, D. Rontogianni, I. Bellenis
 Athens/GR
- P-130 PROPOSAL TO IDENTIFY THE REAL "CASE-MIX" SEVERITY OF ICU THORACIC SURGERY PATIENTS
Juan J. Fibla, L. Molins, J. Ruiz, J.M. Mier, A. Ojanguren, E. González, R. Corcuera, M.J. Esteve, C. Parra
 Barcelona/ES
- P-131 COMPLICATIONS OF ANATOMIC PULMONARY SEGMENTECTOMIES
Dominique Gossot, A. Traibi, A. Ureva, C. Masuet
 Paris/FR
- P-132 TREATMENT OF PERSISTENT POSTPNEUMONECTOMY EMPYEMA BY VACUUM-ASSISTED MANAGEMENT (VAM): ANALYSIS OF NINE PATIENTS
Ali Celik, E. Yekeler, E. Aydın, U. Yazıcı, N. Karaoğlanoğlu
 Ankara/TR
- P-133 THERAPEUTIC BRONCHOSCOPY IN THE WARD COMPLEMENTS PHYSIOTHERAPY IN TREATING LOBAR COLLAPSE FOLLOWING MAJOR THORACIC SURGERY
 Vinay P. Rao, L. Socci, E. Addae-Boateng, E. Internullo, A. Majewski, J.P. Duffy, A.E. Martin-Ucar
 Nottingham/UK
- P-134 FALSE POSITIVE FDG POSITRON EMISSION TOMOGRAPHY IN BENIGN PULMONARY LESIONS
Tunc Lacin, L. Alpay, H. Kiral, E. Cesur, A. Misirlioglu, V. Baysungur, M. Sirmali, I. Yalcinkaya
 Istanbul/TR
- P-135 SURGICAL MANAGEMENT FOR PULMONARY HYDATID CYSTS (20 YEARS – ONE INSTITUTIONAL EXPERIENCE)
Nizar Abbas¹, N. Abbas¹
¹Damascus/SY
- P-136 TRAUMATIC PULMONARY PSEUDOCYSTS AND HEMATOMAS: REPORT OF 59 PATIENTS
Hakki Ulutas¹, M.R. Celik², A. Kuzucu², O. Soysal¹
¹Istanbul/TR, ²Malatya/TR

- P-137 INTRA-OPERATIVE INTERCOSTAL BLOCK VERSUS WOUND INFILTRATION FOR POSTOPERATIVE ANALGESIA IN VATS CLIPPING OF SYMPATHETIC NERVE FOR HYPERHIDROSIS AND BLUSHING: A RANDOMIZED TRIAL
Juan J. Fibla, L. Molins, J.M. Mier, A. Ojanguren, A. Sierra, G. Vidal
 Barcelona/ES

CHEST WALL

- P-138 PECTUS DEFORMITY REPAIR. IS THE WEB-BASED FREE INFORMATION ADEQUATE?
 R. George, Kostas Kostopanagiotou, P. Tcherveniakov, R. Govindraj, E. Kefaloyannis
 Leeds/UK
- P-139 RECONSTRUCTION OF THE CHEST WALL IN CASE OF PRIMARY OR SECONDARY INFECTION OF THE OPERATIVE SITE: IS THERE ANY INTEREST IN THE TITANIUM RIB OSTEOSYNTHESIS?
Jean Philippe Berthet, L. Canaud, P. Alric, C. Cosma, F. Joyeux, P. Branchereau, C.H. Marty Ané
 Montpellier/FR
- P-140 MANAGEMENT OF TRAUMATIC STERNAL LESIONS
Duilio Divisj, R. Crisci
 Teramo/IT
- P-141 ACELLULAR COLLAGEN-MATRIX MESHES FOR STERNAL AND THORACIC WALL RECONSTRUCTIONS
Bassam Redwan, J. Schmidt, V. Kösek, B. Bedetti, B. Heitplatz, M. Mohr, H. Aebert, K. Wiebe
 Muenster/DE
- P-142 CARDIAC ENZYME EVALUATION IN STERNAL AND RIB FRACTURE PATIENTS WITHOUT ECG OR US FINDINGS: IS IT NECESSARY TO DETERMINE THEM?
Vasileios Kouritas, C. Zissis, E. Samiotis, I. Ttofi
 Athens/GR
- P-143 BENEFIT OF 3-DIMENSIONAL COMPUTED TOMOGRAPHY FOR TRAUMATIC RIB FRACTURES
Hironori Ishibashi¹, S.-I. Ohta², M. Hirose², N. Tanio², N. Nakajima²
¹Tokyo/JP, ²Shizuoka City/JP
- P-144 ABSORBABLE COPOLYMER PLATE FOR THE STABILIZATION OF STERNUM AFTER OPEN SURGERY FOR PECTUS DEFORMITIES
 M. Yuksel, Korkut Bostanci, H. Ozalper, B. Eldem
 Istanbul/TR
- P-145 LATERAL THORACIC EXPANSION FOR JEUNE SYNDROME USING TITANIUM PLATES
Mustafa Yuksel, K. Bostanci, H. Ozalper, A. Issaka
 Istanbul/TR
- P-146 THORACOPLASTY IN THE TREATMENT OF MULTIREsISTANT DESTRUCTIVE LUNG TUBERCULOSIS
 M. Sekela¹, Serhiy Koshak¹, M. Maksymovych¹, V. Tomashevskiy¹, Y. Motruk¹, V. Makarov²
¹Lviv/UA, ²Charkiv/UA

- P-147 PECTUS EXCAVATUM AND CARDIAC SURGERY – RESULTS OF SIMULTANEOUS CORRECTION
Joachim Schmidt, B. Redwan, H. Aebert, T.D.T. Tjan, S. Martens, K. Wiebe
Muenster/DE

PLEURA

- P-148 THE PERCUTANEOUS ASPIRATION AS A SAFE AND EFFECTIVE TECHNIQUE IN THE TREATMENT OF PRIMARY SPONTANEOUS PNEUMOTHORAX
Borja Aguinagalde, J. Zabaleta, M. Fuentes, D. Garcia, P. Busca, J.A. Redin, J.I. Emparanza, J.M. Izquierdo
Donostia/ES
- P-149 NT-PROBNP AS A USEFUL MARKER FOR THE CARDIAC CONDITION AFTER EXTRAPLEURAL PNEUMONECTOMY FOR MALIGNANT PLEURAL MESOTHELIOMA
Masaki Hashimoto¹, T. Takuwa¹, N. Kondo¹, H. Orui¹, S. Matsumoto¹, Y. Okumura², F. Tanaka³, S. Hasegawa¹
¹Nishinomiya/Jp, ²Itami/Jp, ³Kitakyusyu/Jp
- P-150 VARIATION OF POSTOPERATIVE FLUID ABSORPTION ACCORDING TO THE TYPE OF LOBECTOMY
Vasileios Kouritas, C. Zissis, D. Lioumpas, I. Bellenis
Athens/GR
- P-151 LUNG-SPARING RADICAL SURGERY FOR MESOTHELIOMA: CLINICAL, SURVIVAL, SPIROMETRY AND QUALITY OF LIFE OUTCOMES
Laura Socci, A. Barua, D. Raffle, M. Kumaran, M. Malik, A.E. Martin-Ucar
Nottingham/UK
- P-152 MANAGEMENT OF CHEST TUBE WITH DIGITAL DEVICES
Morris Beshay, A. Gries, D. Papke, D. Branscheid
Bielefeld/DE
- P-153 TUNNELED PLEURAL CATHETERS IN PATIENTS WITH PLEURAL EFFUSIONS: EXPERIENCE IN 281 CASES
Indra Daram¹, V. Steger², G. Friedel¹, T. Walles³
¹Gerlingen/DE, ²Tuebingen/DE, ³Wuerzburg/DE
- P-154 MANAGEMENT OF POSTPNEUMONIC EMPYEMA THORACIS IN CHILDREN: COMPARISON OF DRAINAGE, FIBRINOLYTICS AND SURGERY
F. Meteroglu, Atalay Sahin, S. Eren, C. Eren
Diyarbakir/TR
- P-155 EXTENT OF PARIETAL PLEURECTOMY IN PRIMARY SPONTANEOUS PNEUMOTHORAX SURGERY
C. Kocaturk, M. Gunluoglu, A. Demir, Levent Cansever, I. Dincer, M. Bedirhan
Istanbul/TR

DIAPHRAGM

- P-156 TRANSTHORACIC APPROACH IN SURGICAL MANAGEMENT OF MORGAGNI HERNIA
Fadil Gradica, A. Menzelxhiu, I. Skenduli, F. Caushi, E. Fype, F. Kokici, I. Peposhi, E. Dilko, O. Kraja, H. Hafizi
Tirane/AL

- P-157 SURGICAL REPAIR OF THE LIVER DOME ECHINOCOCCOSIS USING THE TRANSTHORACIC-TRANSDIAPHRAGMATIC APPROACH
Calin Tunea, O. Burlacu, G. Cozma, V. Voiculescu, I. Miron, I. Petrache, A. Nicodin
 Timisoara/RO

OESOPHAGUS

- P-158 INTEREST OF PREOPERATIVE ISCHEMIC CONDITIONING BY ARTERIAL EMBOLIZATION BEFORE ESOPHAGECTOMY
Sebastien Guigard
 Grenoble/FR
- P-159 PERFORATED OESOPHAGUS – LONG TERM SURVIVAL FROM A TERTIARY REFERRAL UNIT
Rory Beattie, K. Booth, A. Muir, B. Al-Alao, J. McGuigan
 Belfast/UK
- P-160 EXPRESSION OF COX2 AND P53 IN RAT ESOPHAGEAL CANCER INDUCED BY REFLUX OF DUODENAL CONTENTS
Naoki Hashimoto
 Osaka/JP
- P-161 CLINICAL SIGNIFICANCE OF INTRATUMORAL LYMPHATICS, INTRA-TUMORAL AND PERITUMORAL LYMPHATIC VESSELS INVASION DETECTED BY D20-40 IN PATIENTS WITH RESECTED ESOPHAGEAL CANCER
Mirosław Kozłowski, L. Chyczewski, J. Niklinski, R. Milewski, K. Dabrowska, A. Sulewska, W. Laudanski, M. Garbowicz, J. Laudanski
 Bialystok/PL
- P-162 VERY LONG-TERM RESULTS, PROGNOSTIC FACTORS AND CAUSES OF DEATH IN EARLY ESOPHAGEAL ADENOCARCINOMA
Juha Kauppi¹, I. Gockel², T. Rantanen¹, J. Räsänen¹, E. Sihvo¹, T. Hansen², A. Ristimäki¹, H. Lang², T. Junginger², J. Salo¹
¹Helsinki/Finland, ²Mainz/Germany
- P-163 RESPONSE 18F-FLUORODEOXYGLUCOSE PET-CT IMAGING IS A BETTER DELINEATOR OF METABOLIC TUMOUR LENGTH COMPARED TO STAGING 18F-FLUORODEOXYGLUCOSE PET-CT IN PATIENTS WITH OESOPHAGEAL CANCER UNDERGOING NEO-ADJUVANT CHEMOTHERAPY AND SURGERY
Gwyn Beattie, T. Lynch, J. McGuigan, R. Jeganathan
 Belfast/UK
- P-164 PREOPERATIVE CHEMORADIATION BEFORE ESOPHAGECTOMY DECREASES THE NUMBER OF DISSECTED LYMPH NODES WITH NO EFFECT ON LONG TERM SURVIVAL
Adamu Issaka, B. Eldem, H. Ozalper, N.O. Ermerak, Z. Bilgi, H.V. Kara, H.F. Batirel
 Istanbul/TR
- P-165 SURGERY FOR CANCER ARISING FROM THE ABDOMINAL ESOPHAGUS
Shinsuke Takeno¹, S.-I. Yamashita², Y. Takahashi², T. Moroga², K. Kawahara², Y. Yamashita¹
¹Fukuoka/JP, ²Yufu/JP

- P-166 GASTROINTESTINAL STROMAL TUMOR OF THE POSTERIOR MEDIASTINUM: A RARE ENTITY
Kalliopi Athanassiadi, N. Alevizopoulos, E. Samiotis, M.-S. Kolokotroni, I. Ttofi, D. Lioumpas, T. Chorevtaki, I. Bellenis
Athens/GR
- P-167 ADEQUATE LYMPH NODE SAMPLING IS ACHIEVED WITH A THORACOSCOPIC APPROACH TO ESOPHAGECTOMY
D. Odell, M. Antonoff, J. D’Cunha, M. Maddaus, Rafael Andrade
Minneapolis/US

MEDIASTINUM

- P-168 IS THERE A CORRELATION BETWEEN POSTOPERATIVE COMPLICATIONS AND TIMING OF ORAL INTAKE AFTER THORACOTOMY?
Serdar Evman, N.O. Ermerak, A. Issaka, H. Ozalper, K. Bostanci, B. Yildizeli, H.F. Batirel, M. Yuksel
Istanbul/TR
- P-169 CLINICOPATHOLOGIC FEATURES IN THYMIC CARCINOMAS
Anja C Roden, E.S. Yi, S.M. Jenkins, S.D. Cassivi, Y.I. Garces, M.C. Aubry
Rochester, Mn/US
- P-170 OBJECTIVE ASSESSMENT OF PRIMARY PALMOPLANTAR HYPERHYDROSIS AND THORACOSCOPIC SYMPATHECTOMY
Rafael Andrade, E. Briones, N. Rueth, J. D’Cunha, M. Maddaus
Minneapolis/US
- P-171 THE USE OF VESSEL SEALING SYSTEM (LIGASURE) IN MEDIASTINAL SURGERY
Alfonso Fiorelli, G. Vicidomini, G. Messina, M. Accardo, M. Santini
Naples/IT
- P-172 HOW TO AVOID LARYNGEAL RECURRENT NERVE INJURY IN SURGERY OF THE MEDIASTINUM?
Michal Wilkojc, M. Zielinski
Zakopane/PL
- P-173 THORACOSCOPIC SYMPATHICOTOMY IN PRIMARY HYPERHIDROSIS: EVALUATION OF PATIENT SATISFACTION
Marta G Fuentes¹, J. Zabaleta², B. Aguinagalde¹, N. Bazterargui¹, S. Laguna¹, J.M. Izquierdo¹, R. Ortiz de Urbina¹, C. Hernández¹
¹Donostia-San Sebastián/ES, ²Donostia/ES
- P-174 THORACOSCOPIC THYMECTOMY FOR THE TREATMENT OF THYMOMA
Arif Allakhverdiev, K. Laktionov, M.I. Davydov
Moscow/RU
- P-175 VIDEO-ASSISTED THYMECTOMY FOR MYASTHENIA GRAVIS AND THYMOMAS
Vadim Pischik, S. Nuraliev, P. Yablonsky
St.-Petersburg/RU
- P-176 SUPERIOR MEDIASTINAL PARAGANGLIOMA ASSOCIATED WITH VON HIPPEL-LINDAU SYNDROME
Tsuyoshi Takahashi, H. Nogimura, R. Kobayashi
Yaizu, Shizuoka/JP

- P-177 ROBOTIC THORACIC SURGERY: EARLY EXPERIENCE WITH ROBOTIC RESECTION OF MEDIASTINAL TUMOURS AND CYSTS
Ali Zamir Khan, S. Khandelwal, S. Khanna, R. Singh
 Gurgaon/IN

AIRWAY & TRANSPLANTATION

- P-178 BRONCHIAL ANASTOMOTIC STENOSIS AFTER LUNG TRANSPLANTATION: COMPARISON OF INTERVENTIONAL LASER THERAPY WITH STENT IMPLANTION AND ANALYSIS OF RISK FACTORS
Jan Fertmann, C. Gschwendner, F. Spelsberg, G. Preissler, C. Schneider, M. Eichhorn, R. Hatz, H. Winter
 München/DE
- P-179 CRYOTHERAPY PLUS CHEMOTHERAPY OR RADIATION OFFERS INCREASED SURVIVAL AND QUALITY OF LIFE IN ADVANCED STAGE LUNG CANCER PATIENTS WITH ENDOBRONCHIAL OBSTRUCTION: ANALYSIS OF 160 PATIENTS TREATED WITH THE RIGID BRONCHOSCOPE
 E. Sepsas, Christos Chatziantoniou, I. Gakidis, P. Michos, I. Mavridis, N. Marinos
 Athens/GR
- P-180 NON-SURGICAL APPROACH FOR LUNG VOLUME REDUCTION: A SINGLE CENTRE EXPERIENCE WITH ENDOBRONCHIAL VALVES
Robert George, P. Tcherveniakov, R. Govindraj, R. Milton, K. Papagiannopoulos, N. Chaudhuri
 Leeds/UK
- P-181 DOES NOSOCOMIAL INFECTION INFLUENCE THE OUTCOME AFTER TRACHEAL RESECTION WITH END-TO-END ANASTOMOSIS?
Frank Beckers, C. Ludwig, E. Stoelben
 Köln/DE
- P-182 VASCULAR DEVICE AND RIGID BRONCHOSCOPY IN THE MANAGEMENT OF BRONCHOPLEURAL FISTULA
Andrea Billè, T. Saberwhal, T. Routledge
 London/UK
- P-183 MAJOR AIRWAYS TRAUMA: ARE WE IN A HURRY?
Oleksandr Linchevskyy, A. Makarov, V. Getman, M. Bagirov, P. Sokur, V. Sokolov
 Kyiv/UA
- P-184 THE USE OF LASER ABLATION AS A BRIDGE TO SUBSEQUENT RESECTION IN MALIGNANT AIRWAY OBSTRUCTION
Thomas Tsitsias, V. Joshi, A. Nakas, D. Waller
 Leicester/UK
- P-185 BRONCHIAL FISTULAE MANAGEMENT DURING THORACOMYOPLASTY PROCEDURES – A PLEA FOR THE USE OF MUSCLE FLAPS
Petre Vlah-Horea Botianu, A.-M. Botianu
 Targu-Mures/RO
- P-186 TREATMENT OF POSTINTUBATION TRACHEAL STENOSIS
Genaro Galán-Gil, A. Morcillo Aixela, R. Wins Biraben, J. Cerón Navarro
 Valencia/ES

- P-187 DETECTION OF ISCHEMIA-REPERFUSION BY MAGNETIC RESONANCE IMAGING USING ULTRA-SHORT ECHO-TIME SEQUENCES IN SYNGENEIC MOUSE LUNG TRANSPLANTS
Wolfgang Jungraithmayr, N. Chuck, T. Frauenfelder, A. Boss, W. Weder
Zurich/CH

INNOVATIVE

- P-188 A LESS PAINFUL TECHNIQUE FOR REMOVAL OF CHEST TUBES
Nadir Walter Simbrey, G. Leschber
Berlin/DE
- P-189 ADVANCED MEDICAL SIMULATION MAY IMPROVE PATIENT OUTCOMES IN THORACIC EMERGENCIES
Lukasz Gasiorowski, M.S. Czekajlo, W. Dyszkiewicz
Poznan/PL
- P-190 HOW EARLY CAN WE DISCHARGE OUR PATIENTS SAFELY FOLLOWING A MAJOR LUNG RESECTION?
M. Vayvada, T. Coskun, E. Tasci, Guven Olgac, C.A. Kutlu
Istanbul/TR
- P-191 THE FEASIBILITY TO DETECT NSCLC IN HUMAN LUNG SAMPLES USING PACAP IMMUNOREACTIVITY
Zalan Szanto¹, L. Jakab¹, T. Molnar¹, D. Reglodi², A. Tamas²
¹Pecs/HU, ²Pécs/HU
- P-192 BRONCHIAL VALVE IMPLANTS IN THE TREATMENT OF DESTRUCTIVE AND COMPLICATED PULMONARY TUBERCULOSIS: PRELIMINARY RESULTS
A. Pavlunin, E. Shitkova, Evgeny Medovarov, O. Gamayunova
Nizhny Novgorod/RU
- P-193 IS BICLAMP® A FEASIBLE OPTION FOR INTERLOBAR FISSURE DIVISION IN PULMONARY LOBECTOMY?
Tohru Sakuragi, Y. Takeda, S. Morita
Saga/JP
- P-194 PREDICTING THE RISK OF PROLONGED AIR LEAK AFTER PULMONARY LOBECTOMY USING INTRAPLEURAL PRESSURES MEASURED DURING THE FIRST 24 HOURS
Marcelo F Jimenez, G. Varela, J. Calvo, M.G. Fuentes
Salamanca/ES
- P-195 POSTOPERATIVE THORACIC EPIDURAL ANALGESIA IN THORACIC SURGERY: CONTINUOUS ADMINISTRATION USING AN ELECTRIC SYRINGE PUMP VERSUS ELASTOMERIC PUMP
Souheil Boubia, R. Cherkab, L. Barrou, M. Ridai
Casablanca/MA
- P-196 COMBINED TRANSBRONCHIAL NEEDLE ASPIRATION (TBNA) AND 99mTc-2-METHOXY-ISOBUTYL-ISONITRILE SINGLE PHOTON EMISSION COMPUTED TOMOGRAPHY (99mTc-MIBI-SPECT) FOR DIAGNOSING ENLARGED MEDIASTINAL LYMPH NODES
Alfonso Fiorelli¹, P. Rambaldi², G. Vicidomini¹, U. Di Serio¹, F.S. Cerqua¹, M. Accardo¹, A. Rotondo¹, M. Santini¹
¹Naples/IT, ²Napoli/IT

- P-197 A NOVEL TECHNIQUE FOR IDENTIFICATION OF THE PULMONARY SEGMENT USING PHOTODYNAMIC DIAGNOSIS; AN EXPERIMENTAL STUDY
Ryuichi Waseda, M. Oda, I. Matsumoto, M. Takizawa, M. Suzuki, G. Watanabe
Kanazawa/JP

EXPERIMENTAL

- P-198 PLEURAL FLUID RECYCLING VIA ION TRANSPORTATION VARIES DURING INSPIRATION AND EXPIRATION
Vasileios Kouritas¹, C. Zissis¹, I. Bellenis¹, K. Gourgoulianis², P. Molyvdas², C. Hatzoglou²
¹Athens/GR, ²Larissa/GR
- P-199 THE RAGE AXIS IN PATIENTS WITH MYASTHENIA GRAVIS
C. Bekos¹, F. Zimprich¹, S. Hacker¹, A. Mitterbauer¹, S. Nickl¹, W. Klepetko¹, H.J. Ankersmit¹, Bernhard Moser²
¹Vienna/AT, ²Wien/AT
- P-200 EFFECTS OF LUNG CANCER SURGICAL TREATMENT ON THE METABOLIC PROFILE OF EXHALED BREATH CONDENSATE AND BLOOD SERUM
Tanel Laisaar, A. Aug, K. Kilk, U. Soomets
Tartu/EE
- P-201 CLOSED CHEST VATS-LOBECTOMY: RESULTS OF 2010-2011.
Stijn Van Wiemeersch, A. Yilmaz
Nieuwegein/NL
- P-202 INCREASED CIRCULATING VEGF2R+ PROGENITOR CELLS ARE ASSOCIATED WITH ANGIOGENIC MOLECULAR CHANGES IN TUMOUR AND LUNG TISSUE IN LUNG ADENOCARCINOMA
Anna Sophia Dreyer, M. Frohnmeier, E. Joas, P. Hohenberger, K. Nowak
Mannheim/DE
- P-203 PROLONGED AIR LEAK AFTER LUNG RESECTION CAN BE PREDICTED BY AIR LEAK FLOW RATES MEASURED IN THE EARLY POST-OPERATIVE PERIOD USING A DIGITAL CHEST DRAIN SYSTEM
Alan Sihoe, S. Kumar, J. Wong
Queen Mary Hospital/HK
- P-204 TECHNIQUE OF A TOTALLY THORACOSCOPIC LUNG RESECTION AND CHEST WALL RESECTION WITH RECONSTRUCTION WITH EXTRA-CELLULAR MATRIX PATCH
K. Papagiannopoulos, Shah Sheikh Sofina Begum
Leeds/UK
- P-205 A NEW SYSTEM OF TELESURGERY: TELELAP ALF-X EXPERIMENTAL STUDY ON ANIMAL MODEL
Valentina Larocca, A.F. De Filippis, F. Marino, A. Lococo
Pescara/IT
- P-206 COMPARISON OF TWO HANG MANEUVERS – MODIFIED TECHNIQUES IN UNIPORTAL VIDEO-ASSISTED THORACOSCOPIC SURGERY FOR PRIMARY SPONTANEOUS PNEUMOTHORAX
Chang Lun Huang, P.I. Liu, H.C. Huang, H.C. Chen, C.Y. Cheng
Changhua City/TW


- P-207 PREOPERATIVE STAGING OF NON SMALL-CELL LUNG CANCER: COMPARISON OF WHOLE BODY DIFFUSION WEIGHTED MAGNETIC RESONANCE IMAGING AND 18F-FLUORODEOXYGLUCOSE-POSITRON EMISSION TOMOGRAPHY/COMPUTED TOMOGRAPHY
Mark Nikolaj Wiese, G. Sommer, F. Al-Sharabani, D. Lardinois, J. Bremerich
Basel/CH

CASE REPORTS

- P-208 CANNABIS ABUSE AND PRIMARY SPONTANEOUS PNEUMOTHORAX: COINCIDENCE OR CONSEQUENCE?
László Jakab, Z. Szanto, T. Molnar
Pécs/HU
- P-209 DIFFUSE IDIOPATHIC PULMONARY NEUROENDOCRINE CELL HYPERPLASIA (DIPNECH) COMPLICATING MULTIPLE PULMONARY METASTASES OF A PELVIC OSTEOSARCOMA
Volkan Kösek, J. Schmidt, B. Redwan, K.M. Müller, G. Köhler, R. Wiewrodt, K. Wiebe
Muenster/DE
- P-210 AN UNEXPECTED COMPLICATION OF MONOPOLAR ELECTROCAUTERIZATION DURING THORACIC SYMPATHECTOMY
Muhammet Reha Celik, H. Ulutas, A. Kuzucu
Malatya/TR
- P-211 A RARE CASE OF AGENESIS OF THE RIGHT HEMI-DIAPHRAGM IN COMBINATION WITH A SPONTANEOUS PNEUMOTHORAX – TREATED MINIMALLY INVASIVE? – GIVE IT A TRY!
O. Riedl, Gernot Seebacher, E. Haiden, M. Brndiar, M. Gadenstätter
Krems/AT
- P-212 (Withdrawn)
- P-213 RESECTION OF A PHRENIC NERVE NEURINOMA WITH PRESERVATION OF DIAPHRAGMATIC FUNCTION
M. Krüger, Irina Kropivnitskaja, R. Zhang, N. Zinne, A. Haverich, M. Nakamura, E. Hermann
Hannover/DE
- P-214 OPEN HEART WOUND THREE DAYS AFTER A BLUNT CHEST TRAUMA: REPORT OF A CASE
Jean Yannis Perentes, D. Delay, V. Bettschart, M. Christodoulou
Sion/CH
- P-215 RARE CASE OF EMPYEMA THORACIS; INDUCED BY A GASTRO-PLEURAL FISTULA DUE TO A DISLOCATED GASTRIC BAND
Antal Wolfard, J. Müller, C. Knothe, T. Beck, S. Budweiser, P.K. Wagner
Rosenheim/DE
- P-216 HAEMOPTYSIS AS LEADING SYMPTOM OF AN AORTIC DISSECTION
Robert Bayerstorfer, M. Hohls, V. Haas
Krefeld/DE

- P-217 CHALLENGING GIANT RESIDUAL THORACO-ABDOMINAL MASS: PRESENTATION OF AN AGGRESSIVE SURGICAL RESECTION WITH EXCELLENT MIDDLE TERM RESULT
Jean-Marc Baste, E. Lelong, H. Bugel, C. Peillon, J.-P. Bessou
Rouen/FR
- P-218 IDIOPATHIC CHYLOPERICARDIUM: A RARE ENTITY WITH OBSCURE ETIOLOGY
Denis Trufa, W. Schreiner, S. Zimmermann, H. Sirbu
Erlangen/DE
- P-219 DESCRIPTIVE CASE SERIES OF 167 THORACIC PENETRATING INJURIES; A SINGLE INSTITUTIONAL EXPERIENCE
Marcelo Parra, J. Ortega, R. Berríos, N. Urzúa, A. Urra
Santiago/CL
- P-220 9-YEAR FOLLOW-UP – PULMONARY GANGRENE AFTER AORTIC SURGERY IN A CHILD
T. Horvat, Natalia Motas, C. Motas, C. Nistor
Bucharest/RO
- P-221 SURGICAL RETRIEVAL OF PORT CATHETER FRAGMENT AFTER SPONTANEOUS RUPTURE AND EMBOLIZATION TO THE RIGHT PULMONARY ARTERY
Luca Ampollini, F. Gussago, V. Balestra, R. Bilancia, A. Cocconi, L. Rolli, P. Carbognani, M. Rusca
Parma/IT
- P-222 IS CONSERVATIVE MANAGEMENT FEASIBLE IN MULTIPLE THORACIC GUNSHOT WOUNDS?
Marcelo Parra, J. Ortega, R. Berríos, C. Villalón, N. Urzúa
Santiago/CL
- P-223 VAGAL NERVE NEURINOMA MIMICKING MEDIASTINAL LYMPH NODE INVOLVEMENT DURING VIDEO ASSISTED THORACOSCOPIC LOBECTOMY
Florian Augustin¹, J. Bodner²
¹Innsbruck/AT, ²Giessen/DE
- P-224 THYMIC CARCINOID PRODUCING CUSHING'S SYNDROME
Mohan Devbhandari, A. Sepehripour, B. Issa, P. Krysiak
Manchester/UK
- P-225 MANAGEMENT OF PENETRATING THORACIC TRAUMA WITH THORACIC WALL DEFECTS FOLLOWING BOLT SHOTS
Benedetta Bedetti, J. Schmidt, B. Redwan, V. Kösek, M. Raschke, K. Wiebe
Muenster/DE
- P-226 QUANTITATIVE RT-PCR DETECTION OF LUNG CANCER CELLS IN BLOOD AND BONE MARROW: CLINICAL-PATHOLOGICAL CORRELATIONS
Jiri Klein, A. Benedikova, J. Srovnal, M. Szkorupa, P. Skalicky, J. Chudacek, J. Skarda, M. Hajduch
Olomouc/CZ
- P-227 THE CLINICAL VALUE OF ROUTINE CHEST X-RAYS AFTER LUNG SURGERY
Kaoutar Azijli¹, B. Kuijvenhoven², P.J. van Huijstee², W.H. Steup²
¹Amsterdam/NL, ²Den Haag/NL

LIST OF AUTHORS



LIST OF AUTHORS

Abah U.	O-021
Abbas N.	P-135, P-135
Abbasidezfouli A.	O-069
Abiko M.	F-067
Accardo M.	F-040, P-171, P-196
Addae-Boateng E.	P-133
Aebert H.	P-141, P-147
Agasthian T.	O-023
Aguiló R.	P-127
Aguinagalde B.	P-173, P-148
Aigner C.	O-070
Akopov A.	O-022
Al-Alao B.	P-159
Al-Sharabani F.	P-207
Alchimowicz J.	P-109
Alekseev B.	F-068
Alevizopoulos N.	P-166
Algar F.J.	O-074, O-073
Allakhverdiev A.	P-174
Alloisio A.	F-093
Alpay L.	V-013, P-134
Alric P.	P-139
Altorki N.	F-080
Alvarez A.	O-073, O-074
Álvarez Y.	F-091
Amiraliev A.	F-068
Amor S.	F-061
Ampollini L.	F-042, P-221
Andolfi M.	F-092
Andrade R.	F-107, P-167, P-170
Anegg U.	P-114
Ang K.	F-024
Anile M.	B-006
Ankersmit H.J.	P-199
Antonoff M.	F-107, P-167
Aokage K.	P-110, P-112, P-122
Arab M.	O-069
Aramini B.	F-081
Aranda J.L.	F-025
Arango E.	O-074
Aresu G.	O-019
Aronne L.	F-040
Artifexova A.	P-117
Arévalo Á.	F-091
Ashiku S.	F-086
Atenafu E.G.	F-089
Athanassiadi K.	F-008, P-129, P-166
Atsuta S.	F-078
Attard O.	F-044
Aubry M.C.	P-169
Aug A.	P-200
Augustin F.	V-048, F-030, P-223
Aydın E.	P-132
Azijli K.	P-227
Baamonde C.	O-074, O-073

Bagaglia F.	F-092
Bagirov M.	P-183
Balestra V.	P-221
Baracchini E.	O-019
Barbieri S.	F-042
Barnett S.	P-124
Barrou L.	P-195
Barsky B.	F-041
Barua A.	P-151
Baste J.-M.	P-124, P-217
Baste J.M.	I-009
Batirel H.F.	F-099, P-164, P-168
Baudrin L.	F-060
Bayerstorfer R.	P-216
Baysungur V.	I-011, P-134
Bazterargui N.	P-173
Beattie G.	P-163
Beattie R.	P-159
Beck T.	P-215
Beckers F.	P-181
Bedetti B.	P-126, P-141, P-225
Bedirhan M.	P-155
Begueret H.	F-088
Begum S.S.S.	I-010, F-007, P-204
Behera R.R.	V-050
Behne M.	F-102
Bekos C.	P-199
Belda J.	P-127
Bellenis I.	P-129, P-150, P-166, P-198
Bellido Reyes Y.	F-100
Bello Rodriguez I.	F-105, F-104
Benedikova A.	P-226
Benyan A.	O-036
Berg B.	O-055
Bergamasco L.	B-006
Bernhard D.	B-003
Berrios R.	P-219, P-222
Berthet J.P.	F-044, P-139
Beshay M.	P-152
Bessou J.-P.	P-217
Bettschart V.	P-214
Bhandarkar D.S.	V-050
Biadacz I.	P-108
Bilancia R.	P-221
Bilgi Z.	F-099, P-164
Billè A.	P-123, P-182
Birim O.	P-212
Black E.	O-021
Bodner J.	F-030, V-048, P-223
Boehler A.	O-072
Bogers A.J.J.C.	P-212
Boita M.	P-115
Booth K.	P-159
Borisova S.	P-128
Boros M.	V-053
Bosakowski D.	F-097
Boss A.	P-187

Bostanci K.	F-099, P-145, P-168, P-144
Botianu A.-M.	P-185
Botianu P.V.-H.	P-185
Boubia S.	P-195
Boulemden A.	F-024
Bourdin A.	F-044
Braccioni F.	O-054
Branchereau P.	P-139
Branscheid D.	P-152
Breda C.	F-094, O-054
Bremerich J.	P-207
Brichon P.Y.	F-084
Briones E.	P-170
Brioude G.	F-079
Brndiar M.	P-211
Brunelli A.	F-064, F-031, B-005, P-120
Brussino L.	P-115
Bubenheim M.	P-124
Bucca C.	P-115
Budweiser S.	P-215
Bugel H.	P-217
Burlacu O.	P-157
Busca P.	P-148
Böge G.	F-044
Bölükbas S.	F-095
Büyükkale S.	F-027
Cagini L.	F-092
Calabrese F.	F-094
Call S.	P-127
Calvo J.	P-194
Canaud L.	P-139
Canela Cardona M.	F-105, F-104
Cansever L.	P-155
Cantoni A.M.	F-042
Carbognani P.	F-042, P-221
Caronia F.	V-016, V-049
Carracedo Calvo F.	F-100
Cassivi S.D.	F-064, P-169
Caushi F.	P-156
Caylak H.	F-098
Ceccarelli S.	F-092
Celik A.	P-132
Celik M.R.	P-136, P-210
Celikten A.	F-027
Cerezo F.	O-073
Cerqua F.S.	P-196
Cerón Navarro J.	P-186
Cesario A.	F-026
Cesur E.	P-134
Charot F.	B-001
Chatziantoniou C.	P-179
Chaudhuri N.	P-180
Chen H.C.	P-206
Cheng C.Y.	P-206
Cherkab R.	P-195
Chistiakov I.	O-022
Choren Durán M.	V-015

Chorevtaki T.	P-166
Christodoulou M.	P-214
Chuck N.	P-187
Chudacek J.	P-226
Church D.	O-021
Chyczewski L.	P-161
Cilleruelo Á.	F-091
Ciran E.	F-099
Citak N.	F-027
Cocconi A.	P-221
Cochet E.	F-084, B-001
Colombo P.	F-042
Congedo M.T.	F-026
Congregado M.	F-028, F-103
Coosemans W.	F-029
Corcuera R.	P-130
Cornelissen R.	P-212
Corpa Rodríguez E.	F-100
Coskun T.	P-190
Cosma C.	P-139
Cozar F.	F-103, F-028
Cozma G.	P-157
Creedon L.	F-062
Crisci R.	P-140
Crotti S.	O-071
Cubuk S.	F-098
Culla B.	P-115
Cusati G.	F-032
Cypel M.	F-089
Czekajlo M.S.	P-189
D'Annoville T.	F-079
D'Cunha J.	F-107, P-167, P-170
D'Journo X.B.	F-079
Dabrowska K.	P-161
Dahan L.	F-079
Dahan M.	F-088
Dall'Armi V.	F-026
Damarco F.	F-046
Damhuis R.	P-118
Daneshvar A.	O-069
Daram I.	P-153
Darling G.	F-089
Datta B.	O-056
Davydov M.I.	P-174
De Filippis A.F.	P-205
De Lambert A.	F-084
De Leyn P.	F-029
De Perrot M.	F-089
De Valence M.	F-089
Debefve E.	F-090
Decaluwe H.	F-029
Delay D.	P-214
Delgado Sánchez-Gracián C.	V-015
Demes M.	F-095
Demir A.	P-155
Den Bakker M.A.	P-212
Depierre A.	F-060

Deu Martin M.	F-105, F-104
Devbhandari M.	O-038, P-224
Di Chiara F.	F-094, O-054
Di Crescenzo V.G.	F-040
Di Domenico M.	F-040
Di Serio U.	P-196
Dierich M.	F-106
Dilko E.	P-156
Dincer I.	P-155
Dirksen U.	P-126
Divisi D.	P-140
Doddoli C.	F-079, B-001
Dondossola D.	F-046
Dozin B.	F-093
Dreyer A.S.	P-202
Ducos C.	F-084
Duffy J.P.	P-133
Dyszkiewicz W.	V-051, F-039, P-189
Dziedzic R.	P-108
Díaz-Agero Álvarez P.	F-100
Díaz-Ravetllat V.	F-106
Eberlein M.	F-095
Edwards J.	F-007
Eichhorn M.	P-178
Eldem B.	F-099, P-144, P-164
Embun R.	P-127
Emparanza J.I.	P-148
Endo S.	F-066
Enyedi A.	V-053
Eren C.	P-154
Eren S.	P-154
Ermerak N.O.	F-099, P-164, P-168
Erquicia I.	F-032
Esakov Y.	F-041
Espinosa D.	O-074, O-073
Esteve M.J.	P-130
Evman S.	P-168
Falcoz P.E.	F-088
Farid S.	O-038
Farzanegan R.	O-069
Fasano M.	F-040
Favaretto A.	O-054
Ferguson M.K.	F-064, P-120
Ferrari E.	F-093
Ferrero S.	F-046
Fertmann J.	P-178
Fibla J.J.	O-033, P-130, P-137
Filosso P.L.	B-006, P-115
Fiorelli A.	B-002, F-040, P-171, P-196
Firmin R.	O-035
Fisseler-Eckhoff A.	F-095
Flores R.	B-003
Frauenfelder T.	P-187
Friedel G.	O-055, O-034, P-153
Frohnmeier M.	P-202
Fröhlich J.	O-020
Fuentes M.G.	P-148, P-194, P-173

Fukui M.	F-047, P-125
Fukumoto K.	F-078
Furák J.	F-076
Fusari A.	F-042
Fype E.	P-156
Gabryel P.	F-039
Gadenstätter M.	P-211
Gakidis I.	P-179
Galassi C.	B-006
Gallardo G.	F-103, F-028
Galán-Gil G.	P-186
Gamayunova O.	P-192
Garbowicz M.	P-161
Garces Y.I.	P-169
Garcia C.	F-091
Garcia D.	P-148
Garcia-Yuste M.	F-091
García Sánchez-Girón J.	F-100
Garutti I.	F-032
Gasiorowski L.	F-039, P-189
George R.	O-057, O-059, V-014, P-138, P-180
Gerasin A.	O-022
Gestkov K.	F-041
Getman V.	P-183
Ghanim B.	O-070
Gil Alonso J.	F-100
Giobbe R.	P-115
Goatman C.	O-038
Gockel I.	P-162
Gomez M.T.	F-025
Gonzalez Aragonese F.	F-032
Gonzalez M.	F-090
González E.	P-130
Gorshkov V.	P-117
Gorter R.	F-065
Gossot D.	P-131
Gottlieb J.	F-106
Gourgoulisian K.	P-198
Govindraj R.	P-138, P-180
Goya T.	F-085
Gozubuyuk A.	F-098
Gradica F.	P-156
Granone P.	F-026
Grassi R.	B-002
Green A.	P-121
Gregorio B.	F-091
Gries A.	P-152
Grimaldi F.	O-019
Grodzki T.	P-109
Gschwendner C.	P-178
Guigard S.	F-084, P-158
Gunluoglu M.	P-155
Gussago F.	P-221
Géczi T.	F-076
Gürses A.	F-027
Haas V.	P-216
Hacker S.	P-199

Hafizi H.	P-156
Hagan M.	F-062, P-119
Haiden E.	P-211
Hajduch M.	P-226
Hanna W.	F-089
Hannigan G.E.	B-003
Hansen T.	P-162
Hartemink K.J.	F-065
Haruki T.	P-122, P-110
Harvey C.	O-035
Hasegawa S.	P-149
Hashimoto M.	P-149
Hashimoto N.	F-082, P-160
Hattori A.	P-125
Hatz R.	P-178
Hatzoglou C.	P-198
Hauge J.	P-121
Haverich A.	F-106, P-213
Heitplatz B.	P-141
Hendrix H.	F-102
Heras F.	F-091
Hermann E.	P-213
Hernández C.	P-173
Hillinger S.	O-072
Hirose M.	F-101, P-143
Hirschburger M.	V-048
Hishida T.	P-110, P-112, P-122
Hohenberger P.	P-202
Hohls M.	P-216
Hopkinson D.	F-007
Horvat T.	P-220
Huang C.L.	P-206
Huang H.C.	P-206
Huerta L.	F-032
Hugo E.	F-091
Hulsewe K.	O-058
Hürtgen M.	V-052
Iachina M.	P-121
Illana J.	O-074, O-073
Inci I.	O-072
Inoue M.	O-018, P-113
Inoue Y.	P-111
Internullo E.	F-062, P-119, P-133
Isea J.	F-032
Ishibashi H.	F-101, P-143
Ishii G.	P-110, P-112, P-122
Ishikawa Y.	F-078
Isik H.	F-098
Issa B.	P-224
Issaka A.	F-099, P-145, P-168, P-164
Ito T.	P-111
Iwasaki A.	V-013
Iwata T.	F-075
Izquierdo J.M.	P-148, P-173
Jakab L.	F-008, P-191, P-208
Jakobsen E.	B-004, P-121
Janowski H.	P-109

Jarosz M.	F-096
Jauregui Aburalach A.	F-104, F-105
Jeganathan R.	P-163
Jelitto-Gorska M.	P-108
Jenkins S.M.	P-169
Jimenez M.F.	F-025, P-194
Jimenez-Merchan R.	F-103, F-028
Joas E.	P-202
Jones M.	O-038
Jorgensen A.	F-080
Joshi V.	F-024, O-035, P-184
Jougon J.	F-088
Joyeux F.	P-139
Junginger T.	P-162
Jungraithmayr W.	P-187
Jürgens H.	P-126
Kalpinskiy A.	F-068
Kamlak V.	F-102
Kanzaki R.	P-113
Kara H.V.	P-164
Karameri V.	P-129
Karaođlanođlu N.	P-132
Karatas O.	F-098
Karenovics W.	P-123
Kasprzyk M.	V-051
Kataoka H.	F-043
Katara A.N.	V-050
Kauppi J.	P-162
Kavakli K.	F-098
Kawachi R.	F-085
Kawaguchi K.	F-078
Kawaguchi N.	F-075
Kawahara K.	V-013, P-165
Kazakov N.	O-022
Kefaloyannis E.	P-138
Kelly R.	F-107
Keshavjee S.	F-089
Kestenholz P.	O-072
Khan A.Z.	O-056, P-177
Khandelwal S.	O-056, P-177
Khanna S.	O-056, P-177
Kilk K.	P-200
Kimura T.	P-113
Kiral H.	V-013, P-134
Kitamura Y.	F-047, P-125
Klein J.	P-226
Klepetko W.	O-070, P-199
Knothe C.	P-215
Kobayashi R.	P-176
Kocaturk C.	P-155
Kochanowski L.	P-109
Kokici F.	P-156
Kolokotroni M.-S.	P-129, P-166
Kometani T.	F-075
Kondo N.	P-149
Konoeda C.	P-111
Korotin D.	P-117

Korymasov E.	O-036
Koshak S.	P-146
Kostopanagiotou K.	O-057, I-010, P-138
Kouritas V.	P-142, P-150, P-198
Kováč K.	F-076
Kozłowski M.	P-161
Kraja O.	P-156
Krasnik M.	B-004
Kropivnitskaja I.	P-213
Krueger T.	F-090
Krysiak P.	O-038, P-224
Krüger M.	P-213
Ksiazek J.	P-108
Kubisa B.	P-109
Kudelin N.	F-095
Kuijvenhoven B.	P-227
Kumar S.	P-203
Kumaran M.	V-012, P-151
Kurihara M.	F-043
Kutirev E.	F-041
Kutlu C.A.	P-190
Kuvshinov I.	P-128
Kuzucu A.	P-136, P-210
Köhler G.	P-209
Kök A.	F-027
Köse V.	P-141, P-225, P-209
Lacin T.	V-013, P-134
Laguna S.	P-173
Laisaar T.	P-200
Laktionov K.	P-174
Lang G.	O-070
Lang H.	P-162
Lantos J.	F-076
Lanuti M.	F-086
Laperuta P.	F-040
Lardinois D.	P-207
Larocca V.	P-205
Laudanski J.	P-161
Laudanski W.	P-161
Lazzari L.	F-046
Leal Ruiloba S.	V-015
Lee P.	F-080
Lehr H.-A.	F-090
Lelong E.	P-217
Leonardi F.	F-042
Leoncini G.	F-093
Lerut T.	F-029, F-083
Leschber G.	F-045, P-188
Linchevskyy O.	P-183
Lindenmann J.	P-114
Linklater K.	B-004
Lioumpas D.	P-150, P-166
Lissoni A.	O-071
Liu P.I.	P-206
Locke T.	F-007
Lococo A.	P-205
Lococo F.	B-006, F-026

Loizos A.	F-008
Londero F.	O-019
Lopez Sanz I.	F-105, F-104
Lopez-Porras M.	F-103, F-028
Lorenzelli E.	F-044
Loscertales J.	F-103, F-028
Loundou A.	F-079
Loy M.	F-094
Ludwig C.	P-181, P-116
Lugaresi M.	F-081
Lynch T.	P-163
Lázár G.	F-076
Lüchtenborg M.	B-004
Maat A.P.W.M.	P-212
Maddaus M.	F-107, P-167, P-170
Maeda H.	O-018
Maier A.	P-114
Majewski A.	P-133
Makarov A.	P-183
Makarov V.	P-146
Maksymowych M.	P-146
Malandra M.	P-115
Malik M.	F-062, V-012, P-119, P-151
Mannarino E.	F-092
Margaritora S.	F-026, B-006
Marino F.	P-205
Marinos N.	P-179
Marjanski T.	F-097, P-108
Marta G.M.	O-070
Martens S.	P-147
Martin-Ucar A.E.	F-062, V-012, P-119, P-133, P-151
Marty Ané C.H.	F-044, P-139
Marulli G.	F-094, O-054
Massard G.	F-060
Masuet C.	P-131
Masullo G.	O-019
Mate T.	F-091
Matecki S.	F-044
Mathisen D.	F-086
Matilla J.M.	F-091
Matsumoto I.	V-017, P-197
Matsumoto S.	P-149
Matsumura Y.	P-122, P-112
Matsunaga T.	F-047, P-125
Mattei F.	F-026
Mattioli S.	F-081
Matzi V.	P-114
Mavridis I.	P-179
Mazza F.	F-093
Mcguigan J.	P-159, P-163
Mcshane J.	F-063
Meacci E.	F-026
Mediratta, N.	F-063
Medovarov E.	P-117, P-128, P-192
Medvedchikov-Ardiya M.	O-036
Melki J.	I-009, P-124
Mellemgård A.	B-004

Menzelxhiu A.	P-156
Messina G.	P-171
Meteroglu F.	P-154
Metin M.	F-027
Michos P.	P-179
Mier J.M.	O-033, P-130, P-137
Milewski R.	P-161
Milione R.	B-002
Milleron B.	F-060
Milton R.	P-180
Minami M.	O-018, P-113
Mino-Kenduson M.	F-086
Miron I.	P-157
Misirlioglu A.	P-134
Mitterbauer A.	P-199
Miyasaka Y.	F-047, F-087, P-125
Mizobuchi T.	F-075
Mizuno T.	F-078
Mohr M.	P-141
Mojal S.	P-127
Molins L.	O-033, P-127, P-130, P-137
Molnar T.	F-008, P-191, P-208
Molyvdas P.	P-198
Monacelli M.	F-092
Moradiellos F.J.	F-061
Morando M.	P-115
Morcillo Aixela A.	P-186
Morelli A.	O-019
Morelli L.	F-093
Moreno De La Santa Barajas P.	V-015
Moreno P.	O-074, O-073
Moreno-Merino S.	F-103, F-028
Morgillo F.	F-040
Morin F.	F-060
Morita S.	P-193
Moriya Y.	F-075
Moroga T.	P-165
Moser B.	P-199
Motas C.	P-220
Motas N.	P-220
Motruk Y.	P-146
Moussa Y.	O-038
Mucchino C.	F-042
Mueller M.R.	B-003
Muir A.	P-159
Murakawa T.	P-111
Murawa D.	F-039
Mán E.	F-076
Møller H.	B-004
Müller J.	P-215
Müller K.M.	P-209
Nafteux P.	F-029
Nagai K.	P-110, P-112, P-122
Nagayama K.	P-111
Nagel T.	F-102
Nakagiri T.	O-018, P-113
Nakajima J.	P-111

Nakajima N.	F-101, P-143
Nakamura M.	P-213
Nakamura S.	F-078
Nakas A.	O-035, F-024, P-184
Nakazato Y.	F-085
Nasar A.	F-080
Nickl S.	P-199
Nicodin A.	P-157
Nicotra S.	F-094, O-054
Niklinski J.	P-161
Nishimura M.	P-110
Nistor C.	P-220
Noack F.	F-102
Nogimura H.	P-176
Nojiri T.	O-018
Nosotti M.	F-046, O-071
Novoa N.M.	F-025
Nowak K.	P-202
Nuraliev S.	P-175
Oda M.	V-017, P-197
Odell D.	F-107, P-167
Oh S.	F-087, F-047, P-125
Ohta S.-I.	F-101, P-143
Ojanguren A.	O-033, P-130, P-137
Okumura M.	O-018, P-113
Okumura Y.	P-149
Okur E.	I-011
Olgac G.	P-190
Oliaro A.	P-115
Olland A.	B-001
Oosterhuis J.W.A.	F-065
Opitz I.	O-072
Orsini B.	F-079, B-001
Ortega J.	P-219, P-222
Ortiz De Urbina R.	P-173
Orui H.	P-149
Ozalper H.	F-099, P-144, P-145, P-164, P-168
Page R.	F-063
Palade E.	O-020
Palleschi A.	F-046
Pankowski J.	F-077
Papagiannopoulos K.	O-059, V-014, I-010, O-057, P-180, P-204
Papke D.	P-152
Pappalettera M.	O-071
Parazzi V.	F-046
Parra C.	P-130
Parra M.	P-219, P-222
Pasello G.	O-054
Pass H.I.	B-003
Passlick B.	O-020
Paul M.A.	F-065
Paul S.	F-080
Pavlunin A.	P-117, P-128, P-192
Pawlikowski J.	F-096
Pecoriello R.	F-092
Peek G.	O-035
Peillon C.	I-009, P-124, P-217

Pejhan S.	O-069
Peposhi I.	P-156
Perentes J.Y.	F-090, P-214
Perez J.	F-105
Perrone O.	F-081
Petrache I.	P-157
Pichler B.	F-030
Pierog J.	P-109
Pierre A.	F-089
Pikin O.	F-068
Piras M.T.	F-093
Pirro M.	F-092
Pirvu A.	F-084
Pischik V.	P-175
Piwkowski C.	F-039, V-051
Plaisier P.	P-118
Polo Otero M.D.	V-015
Pompili C.	B-005, F-031
Port J.	F-080
Porziella V.	F-026
Posch F.	B-003
Poullis M.	F-063
Pratschke J.	F-030
Preissler G.	P-178
Puma F.	F-092
Pushkin S.	O-036
Pécsy B.	F-076
Raffle D.	P-151
Raid M.	O-022
Rambaldi P.	P-196
Rami-Porta R.	F-088
Rancan L.	F-032
Rantanen T.	P-162
Rao J.	F-007
Rao V.P.	P-133
Raschke M.	P-225
Ratto G.B.	F-093
Rea F.	F-094, O-054
Rebusso A.	O-054
Redin J.A.	P-148
Redwan B.	P-126, P-147, P-209, P-225, P-141
Refai M.	F-031, B-005
Reglodi D.	P-191
Rena O.	B-006
Renaud S.	F-060
Renner H.	P-114
Reshetov A.	O-036
Reynaud-Gaubert M.	B-001
Richard S.	F-044
Ridai M.	P-195
Riedl O.	P-211
Righi I.	F-046
Ris H.-B.	F-090
Ristimäki A.	P-162
Rivas De Andrés J.J.	P-127
Rivera C.	F-088
Roden A.C.	P-169

Rodriguez M.	F-025
Rodríguez-Fuster A.	P-127
Rolla G.	P-115
Rolli L.	P-221
Romero Vielva L.	F-105
Rontogianni D.	P-129
Roques X.	F-088
Rosado Rodriguez J.	F-105, F-104
Rosso L.	F-046
Rotondo A.	B-002, P-196
Routledge T.	P-123, P-182
Rueth N.	F-107, P-170
Ruffato A.	F-081
Ruffini E.	V-049, V-016, B-006
Ruiz J.	P-130
Rusanov A.	O-022
Rusca M.	F-042, P-221
Rzyman W.	F-097, P-108
Räsänen J.	P-162
Sabbatini A.	F-031, B-005
Saberwhal T.	P-182
Sagan D.	F-096
Sage E.	B-001
Saghebi S.	O-069
Sahin A.	P-154
Sak J.	F-096
Sakuragi T.	P-193
Salati M.	F-031, B-005
Salo J.	P-162
Salvatierra A.	O-074, O-073
Salzler G.	F-080
Samateh A.	F-083
Samiotis E.	P-142, P-166
Sano A.	P-111
Santambrogio L.	O-071, F-046
Santini M.	F-040, B-002, P-171, P-196
Sapmaz E.	F-098
Sato T.	F-067
Sawabata N.	O-018, P-113
Sayar A.	F-027
Scarnecchia E.	F-092
Schiavon M.	F-094
Schirren J.	F-095
Schmid T.	F-030
Schmidt J.	P-141, P-209, P-225, P-126, P-147
Schneider C.	P-178
Schneiter D.	O-072
Schramm A.	F-045
Schreiner W.	P-218
Schuurmans M.	O-072
Schwinghammer C.	F-030
Schäfer S.	F-090
Seebacher G.	P-211
Seitz J.-F.	F-079
Sekela M.	P-146
Sepehrpour A.	P-224
Sepsas E.	P-179

Serre I.	F-044
Shackcloth M.	F-063
Shadmehr M.B.	O-069
Shah R.	O-038
Sharkey A.	F-007
Sheikhy K.	O-069
Shimada Y.	P-112
Shintani Y.	O-018, P-113
Shiono S.	F-067
Shitkova E.	P-192
Siebenga J.	O-058
Sierra A.	O-033, P-137
Sihoe A.	P-203
Sihvo E.	P-162
Simbrey N.W.	P-188
Simon C.	F-032
Singh R.	P-177
Sirbu H.	P-218
Sirmali M.	P-134
Skalicky P.	P-226
Skarda J.	P-226
Skenduli I.	P-156
Smail H.	I-009, P-124
Smolle-Jüttner F.M.	P-114
Socci L.	F-062, V-012, P-133, P-119, P-151
Sokolov V.	P-183
Sokur P.	P-183
Solarczyk K.	F-077
Sole Montserrat J.	F-105, F-104
Sommer G.	P-207
Soomets U.	P-200
Sostheim U.	O-034
Soysal O.	P-136
Spelsberg F.	P-178
Srovnal J.	P-226
Stallmann S.	F-095
Stathopoulos A.	P-129
Steger V.	O-055, O-034, P-153
Stertman W.	V-048
Steup W.H.	P-227
Stiles B.	F-080
Stoelben E.	P-116, P-181
Sulewska A.	P-161
Sunar H.	F-099
Suzuki K.	F-087, F-047, P-125
Suzuki M.	V-017, P-197
Syzrantsev Y.	O-036
Sz.Kiss S.	V-053
Szanto Z.	F-008, P-208, P-191
Szkorupa M.	P-226
Tabutin M.	B-001
Taghavi S.	O-070
Tajalli T.	O-069
Takacs I.	V-053
Takahashi T.	P-176
Takahashi Y.	P-165
Takamochi K.	F-087, F-047, P-125

Takeda Y.	P-193
Takei H.	F-085
Takeo S.	P-165
Takeuchi Y.	O-018
Takizawa M.	V-017, P-197
Takuwa T.	P-149
Talbot D.	O-021
Tamas A.	P-191
Tanaka F.	P-149
Taniguchi T.	F-078
Tanio N.	F-101, P-143
Tapias L.	F-086
Tarsia P.	O-071
Tasci E.	P-190
Tchervenikov P.	I-010, P-138, P-180
Terzi A.	B-006
Thomas P.A.	F-079, F-060, B-001
Thumerel M.	B-001
Tiwari S.	V-012
Tjan T.D.T.	P-147
Tomashevskiy V.	P-146
Tosi D.	O-071, F-046
Touré B.	F-083
Traibi A.	P-131
Trinidad C.	V-015
Trivino A.	F-103, F-028
Trousse D.	F-079, F-060
Trufa D.	P-218
Tsitsias T.	P-184
Tsunezuka Y.	O-037
Tsushima Y.	P-125
Ttofi I.	P-142, P-166
Tunea C.	P-157
Ulutas H.	P-210, P-136
Ureva A.	P-131
Urta A.	P-219
Urtenova M.	O-022
Urzúa N.	P-219, P-222
Usami N.	F-078
Van Biezen F.C.	P-212
Van Den Bergh H.	F-090
Van Huijstee P.J.	P-227
Van Nederveen F.N.	P-212
Van Raemdonck D.	F-029
Van Veer H.	F-029
Van Wiemeersch S.	P-201
Vara E.	F-032
Varela A.	F-061
Varela G.	F-025, F-064, P-194, P-120
Vayvada M.	P-190
Velly J.-F.	F-088
Venuta F.	B-006
Verbelen T.	F-029
Veres L.	V-053
Vicente Verdú R.	F-100
Vicidomini G.	F-040, B-002, P-171, P-196
Vidal G.	O-033, P-137

Vidaurre E.	F-032
Villalón C.	P-222
Violidaki D.	P-129
Vita M.L.	F-026
Voiculescu V.	P-157
Von Meyenfeldt E.	O-058
Vos C.G.	F-065
Vázquez Pelillo J.	F-100
Waddell T.	F-089
Wagner P.K.	P-215
Wain J.	F-086
Waller D.	O-035, F-024, P-184
Walles T.	O-034, O-055, P-153
Wang Y.	F-090
Warnecke G.	F-106
Warwick R.	F-063
Waseda R.	V-017, P-197
Watanabe G.	V-017, P-197
Watzka S.B.	B-003
Weber J.	I-009
Weber M.	B-003
Weder W.	O-072, P-187
Welte T.	F-106
Wiebe K.	P-126, P-141, P-147, P-209, P-225
Wiechetek M.	F-096
Wiese M.N.	P-207
Wiesemann S.	O-020
Wiewrodt R.	P-209
Wilkojc M.	P-172
Williams S.	P-119
Wins Biraben R.	P-186
Winter H.	P-178
Witte B.	V-052
Wnuk D.	F-097
Wojcik J.	P-109
Wojcik N.	P-109
Wolf M.	V-052
Wolfard A.	P-215
Wong J.	P-203
Wong Jaen M.	F-105
Woolley S.	F-063
Wormanns D.	F-045
Wright C.	F-086
Xiumé F.	F-031, B-005
Yablonsky P.	P-175
Yalcinkaya I.	V-013, I-011, P-134
Yamada Y.	F-075
Yamamoto K.	O-018
Yamashita S.-I.	V-013, P-165
Yamashita Y.	P-165
Yasufuku K.	F-089
Yazıcı U.	P-132
Yekeler E.	P-132
Yi E.S.	P-169
Yildizeli B.	F-099, P-168
Yilmaz A.	P-201
Yokoi K.	F-078

Yoshida J.	P-110, P-112, P-122
Yoshida S.	F-075
Yoshino I.	F-075
Yucel O.	F-098
Yuksel M.	F-099, P-144, P-168, P-145
Zabaleta J.	P-148, P-173
Zangi M.	O-069
Zanichelli S.	F-042
Zapata Gonzalez R.	F-105, F-104
Zhang R.	P-213
Zielinski M.	F-077, P-172
Zieliński P.	V-051, F-039
Zimmermann S.	P-218
Zimprich F.	P-199
Zinne N.	P-213
Zissis C.	P-142, P-150, P-198
Zuin A.	F-094

DISCLOSURES

Day	Time	Session	Lecture
Sunday 10 June 2012	08:30 - 18:00	4th Collaborative Symposium on General Thoracic Surgery	Case studies: benign oesophageal disease
Sunday 10 June 2012	08:30 - 18:00	4th Collaborative Symposium on General Thoracic Surgery	Case studies: emphysema
Sunday 10 June 2012	08:30 - 18:00	4th Collaborative Symposium on General Thoracic Surgery	Case studies: benign oesophageal disease
Sunday 10 June 2012	08:30 - 18:00	4th Collaborative Symposium on General Thoracic Surgery	Case studies: benign oesophageal disease
Sunday 10 June 2012	08:30 - 18:00	4th Collaborative Symposium on General Thoracic Surgery	Case studies: benign oesophageal disease
Sunday 10 June 2012	08:30 - 18:00	4th Collaborative Symposium on General Thoracic Surgery	Case studies: emphysema
Sunday 10 June 2012	08:30 - 18:00	4th Collaborative Symposium on General Thoracic Surgery	Case studies: emphysema
Monday 11 June 2012	08:30 - 10:30	Brompton	Session I
Monday 11 June 2012	08:30 - 10:30	Brompton	Session I
Monday 11 June 2012	08:30 - 10:30	Brompton	Session I
Monday 11 June 2012	08:30 - 10:30	Brompton	Session I
Monday 11 June 2012	08:30 - 10:30	Brompton	Session I
Monday 11 June 2012	08:30 - 10:30	Brompton	Session I
Monday 11 June 2012	08:30 - 10:30	Brompton	Session I
Monday 11 June 2012	08:30 - 10:30	Brompton	Session I
Monday 11 June 2012	08:30 - 10:30	Brompton	Session I
Monday 11 June 2012	08:30 - 10:30	Brompton	Session I
Monday 11 June 2012	08:30 - 10:30	Brompton	Session I
Monday 11 June 2012	08:30 - 10:30	Brompton	Session I
Monday 11 June 2012	16:00 - 17:30	Innovative Experimental	Session IX
Monday 11 June 2012	17:30 - 19:00	ESTS Working Group on Regenerative Medicine	Stem cell therapy for tracheo-bronchial fistula healing
Monday 11 June 2012	17:30 - 19:00	ESTS Working Group on Regenerative Medicine	Stem cell therapy for tracheo-bronchial fistula healing
Tuesday 12 June 2012	07:30 - 08:20	Breakfast Session	Drainage after lung resections
Tuesday 12 June 2012	08:30 - 12:30	Techno Meeting	Improving chest tube management through objective data
Tuesday 12 June 2012	11:00 - 12:30	Joint ESTS-ISDE Session	Endoscopic management of HGD
Tuesday 12 June 2012	11:00 - 12:30	Joint ESTS-ISDE Session	Debate: pro-endoscopic therapy
Wednesday 13 June 2012	11:00 - 13:00	Mixed Benign	XVII
Wednesday 13 June 2012	11:00 - 13:00	Mixed Benign	XVII
Wednesday 13 June 2012	11:00 - 13:00	Mixed Benign	XVII

Role	First Name	Name	Company	Relationship
Invited Speaker	Mark	Ferguson	Intuitive Inc	Funding for educational research, Principal Investigator
Invited Speaker	Alan	Sihoe	Medela (Baar, Switzerland)	Volunteer consultant, travel support to Essen
Invited Speaker	Pascal	Thomas	PHRC: Public Hospital Research Programme	Associate Investigator
Invited Speaker	Pascal	Thomas	Ethicon Endosurgery	Expert at hands-on seminars
Invited Speaker	Pascal	Thomas	Boehringer-Ingelheim	Advisory Board "Accès Cibles"
Invited Speaker	Eric	Vallieres	Genentech	Speaker's bureau
Invited Speaker	Eric	Vallieres	GSK Bio	Consultant, Advisory Board
Chairperson	Eric	Lim	Covidien	Travel expenses
Chairperson	Eric	Lim	Roche	Speaker's bureau
Chairperson	Eric	Lim	Imedex	Speaker's bureau
Chairperson	Eric	Lim	Clearbridge BioMedics	Patent pending
Chairperson	Eric	Lim	Stratagen	Consultant, Advisory Board
Chairperson	Eric	Lim	Abbott Molecular	Consultant, Advisory Board
Chairperson	Eric	Lim	Glaxo Smith Kline	Consultant, Advisory Board
Chairperson	Pascal	Thomas	PHRC: Public Hospital Research Programme	Associate Investigator
Chairperson	Pascal	Thomas	Ethicon Endosurgery	Educational symposia (speaker)
Invited Discussant	Eric	Vallieres	Genentech	Speaker's bureau
Invited Discussant	Eric	Vallieres	GSK Bio	Consultant, Advisory Board
Chairperson	Thorsten	Walles	Sony	Principal investigator
Invited Speaker	Prudencio	Diaz-Agero	Health Institute Carlos III (ISC111)	Principal investigator
Invited Speaker	Prudencio	Diaz-Agero	Spanish research cell therapy network	University Hospital La Paz
Invited Speaker	Gonzalo	Varela	Atrium Medical	International Advisor for new products
Invited Speaker	Alan	Sihoe	Medela (Baar, Switzerland)	Volunteer Consultant, travel support to Essen
Invited Speaker	Raf	Bisschops	Barrx Medical	Speaker's fee
Chairperson, Invited Speaker	Mark	Ferguson	Intuitive	Research grant, Principal investigator
Chairperson	Henrik	Hansen	Covidien	Teacher at Masterclasses and courses
Chairperson	Jaroslaw	Kuzdzal	Medycyna Praktyczna	Co-owner
Chairperson	Jaroslaw	Kuzdzal	Olympus	Consultant



NOTES

A large area of light blue horizontal lines, intended for taking notes during the conference.



ESTS Committee for Research and Education (ESTS CRE)

ESTS Council has agreed to establish the Committee for Research and Education to promote research, scientific and educational activities among members. This decision was approved by the General Assembly at the 18th European Conference on General Thoracic Surgery in Valladolid, Spain, 1 June 2010.

The Committee consists of five ESTS past presidents: Tomasz Grodzki, Semih Halezeroglu, Toni Lerut, Laureano Molins and Walter Weder. The ESTS General Secretary and Treasurer will be ex officio members of the Committee. The Trustees of the ESTS Charity will have final responsibility of the funds collected in ESTS CRE.

The purpose is to collect funds on the basis of voluntary donations by members of ESTS.

Donations are welcome and payment can be made online through the ESTS homepage or via bank transfer.

For further information contact Sue Hesford at the ESTS Secretariat, sue@ests.org.uk

The annual invoice sent to members each year now includes a box so that members can indicate if they would like to make a voluntary donation at the time of membership payment.

The application for Research and Educational Grants will open when sufficient donations have been made to the fund which will depend on the generosity of ESTS members. The aim of the fund is to support top class long term scholarships.

The members of the ESTS CRE will select a candidate or candidates based on their application for discussion and final approval by the ESTS Council.

The Grant will be awarded at the gala dinner at the Annual Meeting.

The names of ESTS members donating to the Committee for Research and Education will be listed yearly in the List of Members Book and Final Programme of the annual meeting.

We thank you in advance for considering additional support of ESTS dedicated for research and educational purposes.

On behalf of the ESTS CRE
Tomasz Grodzki MD FETCS – Chair
Past President



ESTS SCHOOL OF THORACIC SURGERY

PRACTICAL COURSE:

Elancourt, France

24 – 25 September 2012:

**Thoracoscopic Approach to Lung,
Pleural and Mediastinal Disorders**

11 – 12 February 2013

**Minimally Invasive Approach
to Thoracic Disorders**

23 – 24 September 2013

THEORETICAL COURSE:

Antalya, Turkey

12 – 17 March 2013

www.estsschool.org



21st European Conference on General Thoracic Surgery



**European Society
of Thoracic Surgeons**

www.ests.org

Birmingham - United Kingdom

25 - 29 May 2013



SAVE THE DATE



SPECIAL SUPPORT

ESTS gratefully acknowledges the following companies for sponsoring the ESTS educational activities:



ESTS gratefully acknowledges the support by the following companies for the 20th European Conference on General Thoracic Surgery in Essen

Gold Sponsor



Bronze Sponsor



Educational Grant

