

17th European Conference on General Thoracic Surgery



**European Society
of Thoracic Surgeons**

www.ests.org

www.estsmeetings.org/2009



Krakow - Poland
31 May - 3 June 2009

FINAL PROGRAMME



echelon™
ENDOPATH® STAPLER

CLEARLY ADVANCING INNOVATION

THORACIC SURGERY

COLORECTAL SURGERY

BARIATRIC SURGERY



¹ Tissue compressible to 1.8 mm for the gold cartridge and 2.0 mm for the green cartridge

² Fits down all Ethicon Endo-Surgery 12 mm trocars

- + Robust design**
- + Gold cartridge**
(1.8mm closed staple height) Thick tissue¹ cartridge with tighter, closed staple formation than green cartridge
- + Delivers hemostasis from thin to thick tissue¹**
- + All cartridges fit through a 12mm trocar²**
- + All cartridges provide 6-row capability**

CONTENTS

Welcome Message	2
President's Message	3
European Society of Thoracic Surgeons	4
Council 2009	4
Secretariat	4
Society Website	4
Ad Hoc Committees	5
National Regents	5
Honorary Members	6
Past Presidents	6
17 th European Conference on General Thoracic Surgery	7
Scientific Programme Committee	7
Local Organising Committee 2009	7
Official Representatives Other Societies	7
Reviewers	8
Prize Winners	9
Important Addresses	10
Registration Area	11
Detailed Registration Information	12
Conference Information	14
General Information on Krakow	15
Transportation Information Krakow	17
Guidelines & Information for Speakers, Chairpersons and Poster Presenters	18
Prizes and Awards	20
Official Social Programme	21
Extraordinary Guest Lecturer	22
Tours and Excursions	22
Scientific Programme	25
Programme at a Glance	26
Floor Plan	28
General Assembly	31
Business Meetings	31
Lectures and Symposia	33
Sunday, 31 May 2009	34
Monday, 1 June 2009	36
Tuesday, 2 June 2009	38
Wednesday, 3 June 2009	39
Abstract Sessions	41
Sunday, 31 May 2009	42
Monday, 1 June 2009	43
Tuesday, 2 June 2009	52
Wednesday, 3 June 2009	59
Poster Sessions	67
Sunday, 31 May 2009	68
Monday, 1 June 2009	74
Tuesday, 2 June 2009	80
Author List	85
Disclosures	98
Commercial Exhibition	100
List of Exhibitors	101
Exhibitors Floor Plan	102
Sponsor Acknowledgements	104



WELCOME MESSAGE

Dear Friends,

ESTS has chosen to organise the forthcoming 2009 meeting in Krakow, one of the most beautiful old European cities. This is a great honour for Krakow and Poland. The history of Krakow is like the history of Poland - this is the place where Wawel castle was built, which was the residence of Polish kings, with the graves of most of them located in the cathedral church. The Jagiellonian University, one of the oldest universities in Europe, was established in 1362 with the splendidly preserved Collegium Maius, the magnificent Old City Square with the

Romanesque, Gothic and Renaissance style buildings, the impressive Gothic St Mary's Basilica, which are just a few examples of the many wonderful pieces of old architecture and splendid monuments and museums that escaped destruction during the disasters of the 1st and 2nd World Wars, contrary to most cities in our country.

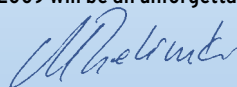
Contemporary Krakow is a city of universities, theatres and cultural institutions with thousands of scientists and students and many renowned artists and writers including Nobel Prize winners. Krakow was the city of John Paul II who was a priest and later the Archbishop here before he became the Pope.

But this is also a city of charming restaurants and bars often located in the cellars of the medieval buildings where guests from the whole world enjoy traditional Polish meals. Polish people are hospitable and friendly towards guests from other countries, and most of the people of Krakow are familiar with English.

An exceptional place is the Salt Mine in Wieliczka in the neighbourhood of Krakow, the only site in the world where salt mining has continued since the Middle Ages. In one of the chambers, more than 300 meters below ground level, the gala dinner of our meeting is planned.

Another impressive place is Zakopane, called the "winter capital of Poland" - the town is located in the beautiful Tatra Mountains 100 km from Krakow. Zakopane is also one of the places where Polish thoracic surgery was born, and the headquarters of the Local Organising Committee of this meeting.

This meeting is organised in one of the European countries that regained independence after 1989. During these almost 20 years, Poland, like other neighbouring countries, has changed a lot. I hope that, taking together the beautiful old city of Krakow, convenient air flight connections and the attractive scientific as well as social programme, this ESTS meeting in 2009 will be an unforgettable event for all participants.



Marcin Zielinski, Chairman LOC



PRESIDENT'S MESSAGE

The 17th European Conference on General Thoracic Surgery, the Annual Meeting of our Society, is a great opportunity for thoracic surgeons from around the world to share the most up-to-date information regarding the science and advances in the treatment of thoracic diseases. This conference is a major part of the mission of ESTS to improve healthcare and education in general thoracic surgery.

Outstanding invited specialists will participate in the Scientific Programme and their presentations will provide delegates with information on the latest developments in basic science, clinical treatment and research of thoracic diseases. Nearly 200 scientific abstracts will be presented in oral, poster and video sessions. The Young Investigator Award, the Brompton Session, the Techno Meeting, several Lunch Seminars and Symposia, a Joint ERS-ESTS Symposium, a Joint ISDE-ESTS Symposium and "The 1st Joint North American - European Postgraduate Symposium on General Thoracic Surgery" (co-organised by AATS and ESTS) are attractive reasons to attend this meeting, directed mainly to young thoracic surgeons.

ESTS is a growing and enthusiastic Society with now nearly 900 members. All members are warmly invited to attend the main event of our Society, where the exchange of science and friendship, are the main objectives to achieve! Non-members General Thoracic Surgeons from Europe and all over the world are very welcome to join us and if our perspectives are accomplished, I am sure that after the meeting, they will be happy to join us in ESTS.

In addition to the outstanding Scientific Programme, visitors will be able to enjoy the culture of Krakow and its surroundings. As usual, we will cultivate the friendly atmosphere that makes the European Conference on General Thoracic Surgery so special. We look forward to seeing you in Krakow, where you can expect outstanding science, new friendships and a renewed impetus and enthusiasm for practicing and research in thoracic surgery.

With best wishes,

A handwritten signature in blue ink, appearing to read 'Laureano Molins', with a long horizontal stroke underneath.

Laureano Molins, MD., FETCS
President

European Society of Thoracic Surgeons

EUROPEAN SOCIETY OF THORACIC SURGEONS

COUNCIL 2009

President:	Laureano Molins, Spain						
General Secretary:	Dirk Van Raemdonck, Belgium						
Treasurer:	Michael Mueller, Austria						
Past President:	Gaetano Rocco, Italy						
President Elect:	Michael Mueller, Austria						
Editor:	Pascal Thomas, France						
Councillors:	Richard Berrisford, UK Alessandro Brunelli, Italy Jozsef Furak, Hungary Mariano Garcia Yuste, Spain Jaroslaw Kuzdzal, Poland Gunda Leschber, Germany Kostas Papagiannopoulos, UK Federico Venuta, Italy Danail Petrov, Regents Representative, Bulgaria						
Directors:	<table> <tr> <td>Director of Annual Meeting:</td> <td>Dirk Van Raemdonck, Leuven, Belgium</td> </tr> <tr> <td>Director of Database & Audit:</td> <td>Alessandro Brunelli, Ancona, Italy</td> </tr> <tr> <td>Director of Education:</td> <td>Gaetano Rocco, Naples, Italy</td> </tr> </table>	Director of Annual Meeting:	Dirk Van Raemdonck, Leuven, Belgium	Director of Database & Audit:	Alessandro Brunelli, Ancona, Italy	Director of Education:	Gaetano Rocco, Naples, Italy
Director of Annual Meeting:	Dirk Van Raemdonck, Leuven, Belgium						
Director of Database & Audit:	Alessandro Brunelli, Ancona, Italy						
Director of Education:	Gaetano Rocco, Naples, Italy						

SECRETARIAT

Administrative Secretary

Sue Hesford
 PO Box 159
 Exeter EX2 5 SH
 UK
 Tel.: +44 1392 430671, Fax: +44 1392 430671
 E-mail: sue@ests.org.uk
 Web: www.ests.org/home/shesford

General Secretary

Dirk Van Raemdonck
 Department of Thoracic Surgery
 University Hospital Gasthuisberg
 Herestraat 49
 3000 Leuven
 Belgium
 Tel.: +32 16 34 68 23, Fax: +32 16 34 68 24
 E-mail: secretary@ests.org.uk
 Web: www.ests.org/home/ests

SOCIETY WEBSITE

Find out more about ESTS on the official society homepage: www.ests.org

AD HOC COMMITTEES

Education in Thoracic Surgery:	Paul De Leyn, Gilbert Massard, David Waller, Thomas Rice
International Relations:	Stephen Cassivi, John Duffy, Douglas Wood
Audit and Clinical Excellence:	Karen Macmillan Harrison-Phipps, Gonzalo Varela, Philippe Nafteux, Pierre-Emmanuel Falcoz
Industrial Relations:	Thomas Kiefer, Georgios Stamatis, Mark De Groot
First Intervention Thoracic Surgical Task Force:	Tamas Molnar, Ludwig Lampl, Witold Rzyman
Technological Advancement:	Raja Flores, Henrik Jessen Hansen, David Jones
Clinical Guidelines:	Frank Detterbeck, Mark Ferguson, William Walker
Women in Thoracic Surgery:	Adelheid End, Anna Maria Ciccone, Eveline Internullo
Training in Thoracic Surgery:	Frank Beckers, Niccolo Daddi, Herbert Decaluwe, Antonio Martin-Ucar

NATIONAL REGENTS

Austria	Thomas Schmid, Innsbruck
Belgium	Alain Poncelet, Brussels
Bulgaria	Danail Petrov, Sofia
Cyprus	Gregorios Christodoulides, Nicosia
Czech Republic	Pavel Pafko, Prague
Denmark	Henrik Hansen, Hellerup
Estonia	Tanel Laisaar, Tartu
France	Gilbert Massard, Strasbourg
Germany	Erich Stoelben, Cologne
Greece	Ioannis Papachristos, Thessaloniki
Hungary	Zoltan Heiler, Budapest
Italy	Pier Luigi Filosso, Torino
Macedonia	Zoran Spirovski, Skopje
Middle East	Khaled Al-Kattan, Riyadh, Saudi Arabia
Netherlands	Marinus Paul, Amsterdam
Poland	Konrad Pawelczyk, Wroclaw
Portugal	Francisco Felix, Lisbon
Romania	Dan Mihail Nicolau, Cluj-Napoca
Serbia	Radoslav Jakovic, Belgrade
Slovenia	Marco Bitenc, Ljubljana
Spain	Federico Gonzalez Aragoneses, Las Rozas
Sweden	Per Jonsson, Lund
Switzerland	Didier Lardinois, Basel
Turkey	Erdal Okur, Istanbul
UK	David Waller, Leicester
Ukraine	Oleksandr Linchevskyy, Kiev

HONORARY MEMBERS

Henry Ellis, USA	1994, Sienna
Robert Ginsberg (†), Toronto, Canada	1995, Lausanne
Eugene Reboud, Marseille, France	1996, Cordoba
Ingolf Vogt Moykopf, Heidelberg, Germany	1996, Cordoba
Henry Eschapasse, Paris, France	1996, Cordoba
Griff Pearson, Toronto, Canada	1997, Wroclaw
Francisco Paris, Valencia, Spain	1998, Portoroz
Michel Ribet, La Madeleine, France	1999, Nancy
Joel Cooper, St Louis, USA	2000, London
Mark Orringer, Ann Arbor, USA	2001, Lisbon
Andre Naef, Lausanne, Switzerland	2001, Lisbon
Hermes Grillo (†), Boston, USA	2002, Istanbul
Leon Lacquet, Ubbergen, Netherlands	2002, Istanbul
Valerie Rusch, New York, USA	2004, Zurich
Giovanni Ferrante, Naples, Italy	2004, Zurich
Alec Patterson, St Louis, USA	2005, Athens
Jay Jeyasingham, Bristol, UK	2005, Athens
Peter Pairolero, Rochester, USA	2006, Stockholm
Peter Goldstraw, London, UK	2007, Leuven
Toni Lerut, Leuven, Belgium	2008, Bologna
Tom Treasure, London, UK	2009, Krakow

PAST PRESIDENTS

Ingolf-Vogt Moykopf, Heidelberg, Germany	1994
Peter Goldstraw, London, UK	1995
Giovanni Ferrante, Naples, Italy	1996
Francisco Paris, Valencia, Spain	1997
Philippe Levasseur, Paris, France	1998
Tadeusz Orłowski, Warsaw, Poland	1999
Toni Lerut, Leuven, Belgium	2000
Heikki Toomes, Gerlingen, Germany	2001
Pierre Fuentes, Marseilles, France	2002
Ion Bellenis, Athens, Greece	2003
Tomasz Grodzki, Szczecin, Poland	2004
Walter Weder, Zurich, Switzerland	2005
Semih Halezeroglu, Istanbul, Turkey	2006
Richard Berrisford, Exeter, UK	2007
Gaetano Rocco, Naples, Italy	2008

17th EUROPEAN CONFERENCE ON GENERAL THORACIC SURGERY

SCIENTIFIC PROGRAMME COMMITTEE 2009

Alessandro Brunelli, Italy
Stephen Cassivi, USA
David Jones, USA
Jaroslaw Kuzdzal, Poland
Laureano Molins, Spain
Michael Mueller, Austria
Thomas Rice, USA
Gaetano Rocco, Italy
Pascal Thomas, France
Dirk Van Raemdonck, Belgium
Gonzalo Varela, Spain
Federico Venuta, Italy
Marcin Zielinski, Poland

LOCAL ORGANISING COMMITTEE 2009

Marcin Zielinski, LOC Chair	Joanna Figura
Jaroslaw Kuzdzal, LOC Secretary	Lukasz Hauer
Bartłomiej Staniec	Zbigniew Grochowski
Witold Sosnicki	Wojciech Czajkowski
Jolanta Hauer	Henryk Olechnowicz

OFFICIAL REPRESENTATIVES OTHER SOCIETIES

Erino Rendina, President, European Association for Cardiothoracic Surgery
Tom Treasure, Chair Thoracic Domain, European Association for Cardiothoracic Surgery
G. Alec Patterson, President-elect, American Association for Thoracic Surgery
Douglas Wood, Secretary, Society of Thoracic Surgeons
Stephen Cassivi, Representative, General Thoracic Surgical Club
Umberto Ricardi, Representative ESTRO
Mark Ferguson, President, ISDE
Jorrit Gerritsen, President, European Respiratory Society
Tadeusz Orłowski, President, Polish Society of Cardiothoracic Surgeons
Tomasz Grodzki, President, Polish Club of Thoracic Surgeons
Jerzy Sadowski, President Elect, Polish Society of Cardiothoracic Surgeons
Bohdan Maruszewski, President, Polish Club of Cardiac Surgeons

REVIEWERS

Chair: Dirk Van Raemdonck

Andrey Akopov

Mark Allen

Marco Anile

Kalliopi Athanassiadi

Sion Barnard

Frank Beckers

Richard Berrisford

Marko Bitenc

Alessandro Brunelli

Matteo Cappello

Paolo Carbognani

Stephen Cassivi

Cliff Choong

Thomas D'Amico

Xavier D'Journo

Niccolo Daddi

Tiziano De Giacomo

Paul De Leyn

Marc De Perrot

Georges Decker

Abdulilah Deiraniya

Claude Deschamps

Frank Detterbeck

Wojciech Dyszkiewicz

Adelheid End

Juan Fibla

Pier Luigi Filosso

Stefan Fischer

Godehard Friedel

Jozsef Furak

Markus Furrer

Mariano Garcia Yuste

Federico Gonzalez-Aragoneses

Zbigniew Grochowski

Tomasz Grodzki

Semih Halezeroglu

Henrik Hansen

Eveline Internullo

Radoslav Jakovic

Marcelo Jimenez

David Jones

Per Jonsson

Jacques Jougon

Bartosz Kubisa

Jaroslav Kuzdzal

Tanel Laisaar

Ludwig Lampf

Toni Lerut

Gunda Leschber

James Luketich

Stefano Margaritora

Antonio Martin-Ucar

Sandro Mattioli

Laureano Molins

Thomas Molnar

Michael Mueller

Philippe Nafteux

Dan Nicolau

Erdal Okur

Pavel Pafko

Ioannis Papachristos

Konstantinos Papagiannopoulos

Gareth Wyn Parry

Bernward Passlick

Marinus Paul

Rafael Penalver Pascual

Danail Petrov

Jaroslav Pierog

Cezary Piwkowski

Eugenio Pompeo

Alain Poncelet

Ramon Rami-Porta

Thomas Rice

Marc Riquet

Hans Beat Ris

Gaetano Rocco

Witold Rzyman

Vitor Sa Vieira

Michele Salati

Erich Stoelben

Pascal Thomas

Alper Toker

Florian Tomaselli

Gonzalo Varela

Federico Venuta

David Waller

Stefan Watzka

Janusz Wlodarczyk

Alon Yellin

Piero Zannini

Marcin Zielinski

PRIZE WINNERS

BROMPTON PRIZE

2000	Dirk Van Raemdonck	Leuven, Belgium
2001	Bernward Passlick	Freiburg, Germany
2002	Thorsten Krueger	Lausanne, Switzerland
2003	Didier Lardinois	Zurich, Switzerland
2004	Federico Venuta	Rome, Italy
2005	Masahiro Tsuboi	Tokyo, Japan
2006	Tamas Szoke	Szeged, Hungary
2007	Isabelle Opitz	Zurich, Switzerland
2008	Elena Fernandez	Madrid, Spain

YOUNG INVESTIGATOR'S PRIZE

2007	Juan J Fibla	Barcelona, Spain
2008	Kai Nowak	Mannheim, Germany

GREEK PIONEER'S PRIZE

2006	Goksel Kalayci	Istanbul, Turkey
2007	Xavier D'Journo	Marseille, France
2008	Douglas West	Edinburgh, UK

COVIDIEN PRIZE

2007	Antigone Koliopoulo	Athens, Greece
2008	Cliff Choong	Cambridge, UK



IMPORTANT ADDRESSES

OFFICIAL PCO, REGISTRATION AND ACCOMMODATION

Mondial

Mondial Congress & Events
Mondial GmbH & Co. KG
Operngasse 20b
1040 Vienna, Austria
Tel.: +43 1 58804-0, Fax: +43 1 58804-185
E-mail: ests2009@mondial-congress.com
www.estsmeetings.org/2009

EXHIBITION MANAGEMENT AND SPONSORSHIP

MAW

MAW-Medizinische Ausstellungs- und Werbegesellschaft
International Exhibitions & Advertising
Freyung 6/3/3
1010 Vienna, Austria
Tel.: +43 1 536 63-72, Fax: +43 1 535 60 16
E-mail: maw@media.co.at

CONFERENCE WEBSITE

The conference website is www.estsmeetings.org/2009

CONFERENCE VENUE

Auditorium Maximum
33 Krupnicza Street
31-123 Krakow, Poland
Tel. +48 12 663 40 09
<http://www.kampus.uj.edu.pl/auditorium.htm>



The **Auditorium Maximum** of the Jagiellonian University is a modern lecture theatre complex, fully equipped (microphones and loudspeakers, screens, and multimedia projectors). In 2001, the Senate of the Jagiellonian University decided to build the Auditorium Maximum, located close to the historic centre of the city and the Central Station (walking distance), as well as most of the hotels and major city attractions. The facility was officially opened on 9 September 2005.

REGISTRATION AREA

The Registration Area is located on the ground floor of the Auditorium Maximum. The Mondial Congress & Events team and the conference hostesses will be pleased to help you with all inquiries regarding registration, conference material, and the conference programme. Please do not hesitate to contact the team members if there is anything they can do to make your stay more enjoyable.

REGISTRATION AND INFORMATION DESK ONSITE

Saturday, 30 May 2009	17:00 – 19:00
Sunday, 31 May 2009	07:30 – 19:00
Monday, 1 June 2009	07:00 – 18:00
Tuesday, 2 June 2009	07:00 – 18:00
Wednesday, 3 June 2009	07:00 – 13:00

PRE-REGISTRATION COUNTERS

For participants who are already registered. Please have the confirmation letters sent by the Mondial Congress & Events office close at hand.

If you still have an outstanding payment, you may settle your account in cash in EURO (payments in other currencies will not be accepted) or by Credit Card (Visa, MasterCard, Diners and AMEX will be accepted).

For participants who have booked their accommodation in advance via Mondial Congress & Events, the staff at this counter will also help you to change your reservation, if necessary.

Furthermore, delegates will receive information on all conference-related issues.

If you have pre-booked a tour with Mondial Congress & Events, the staff at this counter will also provide any information needed.

ON-SITE REGISTRATION

For participants registering and paying their registration fees on-site. You will need to fill out an on-site registration form. Payments will be accepted in EURO only or by Credit Card (Visa, Mastercard, Diners and AMEX will be accepted).

Please note: At this counter, you may also secure one of the few remaining tickets for the Gala Dinner on Tuesday, 2 June 2009, available for a € 80 contribution.

CONGRESS BAGS AND INFORMATION

Here, participants can pick up a conference bag by handing in the conference bag voucher, which they will receive at the registration desk. Furthermore, the staff will be pleased to help you with orientation within Krakow. Delegates can also leave or receive personal messages at this desk.

DETAILED REGISTRATION INFORMATION

ON-SITE REGISTRATION

Before approaching the on-site registration counter, please fill in a registration form, available at the desks nearby.

CONFERENCE FEES (in EURO)	On-Site Registration
Postgraduate Course:	
Standard income countries*	€ 150,00
High-Middle income countries*	€ 75,00
Low-Middle income countries*	€ 50,00
Conference:	
ESTS member (Standard income)*	€ 200,00
ESTS member (High-Middle income)*	€ 100,00
ESTS member (Low-Middle income)*	€ 50,00
ERS member	€ 200,00
Non-member	€ 350,00
Trainee ESTS Member	€ 100,00
Trainee non-ESTS Member (certificate)**	€ 150,00
Allied professionals / students (certificate)**	€ 150,00
Day Ticket	€ 150,00
Accompanying person	€ 35,00
Breakfast Session (per Session)	€ 15,00
Techno Meeting	FREE
Symposia	FREE

* countries listed on www.ests.org

** please send letter of chief of department/institution to Mondial Congress & Events to confirm trainee status

Important Notice: Membership registration fee is applicable to all those who have applied for ESTS membership and have paid the 2009 membership fee.

PARTICIPANT'S REGISTRATION FEE INCLUDES: (Members, Non-members, Trainees)

- Admission to all scientific sessions
- Admission to poster area and commercial exhibition
- Conference material (congress bag, conference programme, abstract publication, name badge)
- Certificate of attendance
- Coffee breaks
- Lunch
- Opening Ceremony and Welcome Reception

DAY TICKET REGISTRATION FEE INCLUDES

- Admission to all scientific sessions on that day
- Admission to poster area and commercial exhibition
- Conference material (congress bag, conference programme, abstract publication, name badge)
- Certificate of attendance
- Coffee breaks on that day
- Lunch on that day

ACCOMPANYING PERSON'S REGISTRATION FEE INCLUDES:

- Opening Ceremony & Welcome Reception
- Admission to general areas of the conference venue (not to scientific sessions, except for the presidential address and the invited guest lectures)
- Guided walking tour of Krakow city centre











CONFERENCE BAGS

Upon registration, you will receive your registration documents including a voucher for your conference bag.

NAME BADGES

Participants will receive their name badges when collecting their conference documentation. You are kindly requested to wear your name badge during all conference events, including the Opening Ceremony, and the Welcome Reception. Please note that admission to scientific sessions is strictly restricted to participants wearing their badges. Accompanying persons are not entitled to attend the scientific sessions.

THE FOLLOWING BADGE COLOURS ARE USED AT THE CONFERENCE

Member		Staff	
Non-Member		Press	
Accompanying Persons			
Additional ribbons will identify:		Invited	
Council		Speakers	
Programme Committee		Honorary Member	

PAYMENT

Please note that all on-site payments should be made in EURO (€) or by credit card (Visa, MasterCard, Diners and AMEX will be accepted). Unfortunately, we cannot accept traveller's cheques, other credit cards, Euro cheques or other currencies.

ABSTRACT BOOK

The ESTS 2009 Abstract Book is included in the conference bag.

CERTIFICATE OF ATTENDANCE

Certificates of attendance will be issued to all delegates at the registration desks.

CONFERENCE LANGUAGE

The official language of the meeting is English. No simultaneous interpretation will be provided.

CONTINUING MEDICAL EDUCATION (CME) CREDITS

The European Society of Thoracic Surgeons is accredited by the European Accreditation Council for Continuing Medical Education (EACCME) to provide the following CME activity for medical specialists. The EACCME (www.eaccme.eu) is an institution of the European Union of Medical Specialists (UEMS), www.uems.net.

The 17th European Conference on General Thoracic Surgery is designated for a maximum of 21 hours of European external CME credits. Each medical specialist should claim only those hours of credit that he/she actually spent in the educational activity.

EACCME credits are recognised by the American Medical Association towards the Physician's Recognition Award (PRA). To convert EACCME credit to AMA PRA category 1 credit, contact the AMA.

CONFERENCE INFORMATION

PREVIEW ROOM

The preview room is located on the first floor of the Auditorium Maximum. Please follow the signage. Staff and equipment will be available for you to arrange and preview your PowerPoint presentation.

INTERNET POINTS

Internet Points are available in the registration area, on the ground floor.

Wireless Lan (W-LAN) will be available for all conference participants and exhibitors. The log-in code will be made available at the conference venue. Information will be included in the conference bag.

ESTS BOOTH

For matters regarding ESTS membership and other ESTS activities, participants are cordially invited to visit the ESTS booth in the exhibition area, on the second floor.

CLOAKROOM

A cloakroom and luggage storage facilities are available on the entrance level.

SMOKING

For health and security reasons and as a courtesy to non-smoking participants, you are kindly requested to refrain from smoking inside the Conference Venue.

CONFERENCE STAFF

The Mondial Congress & Events team members are present at the registration counter and Conference hostesses are present in all lecture rooms as well as at the preview room, congress bag counter and as badge monitors on the entrance level. Do not hesitate to approach them with queries - they will gladly assist you.

LUNCH AND REFRESHMENTS

Coffee and tea will be available in the exhibition area, on the second floor, during designated coffee break times, and are included in the registration fee.

Lunch will be available Sunday, 31 May between 12:30 - 13:30 hrs. for participants of the Post-Graduate Symposium and will be served in the Cafeteria on the ground floor. On Monday, 1 June and Tuesday, 2 June, lunch will be served in the Cafeteria on the ground floor. There will also be lunch symposia.

CASH POINT

There is a cash point available just inside the Auditorium Maximum to pick up Polish Zloty. If you need to exchange money, we strongly suggest using the exchange offices located on the Main Square.

FIRST AID

There will be First Aid available at the conference venue.

In case of need, please contact the staff at the registration desk.

GENERAL INFORMATION ON KRAKOW

HONORARY PATRONAGE



Chancellor of the Jagiellonian University
Prof. dr hab. Karol Musiol



The President of Krakow
Prof. dr hab. Jacek Majchrowski



KRAKOW

... a city wrapped in legend, where time flows differently, and where every moment becomes a moment of history. For centuries Krakow was the capital of Poland, the seat of kings, drawing great scholars and artists from the whole world. It is their talents and imagination we must thank for the city's rich legacy of unique historical relics, which reflect the most important trends in European culture. Krakow lies in the southern part of Poland on the Vistula River in a valley at the foot of the Carpathian Plateau, 219 meters above sea level. Approximately 300 km (190 miles) north is Warsaw, the capital of Poland, and 100 km (60 miles) south are the Tatra Mountains, forming the southern border of the country. The population of Krakow proper is roughly 760,000, yet some 1,5 million people live in the whole metropolitan area. The renaissance Royal Castle at Wawel, the gothic St Mary's Basilica, the historical trade pavilions of the Cloth Hall, the former separate Jewish city of Kazimierz, and even the Nowa Huta district, absorbed by Krakow together with its socialist-realist, industrial architecture, are all places which make a visit to Krakow extremely worthwhile. Although the city no longer plays such an important administrative role, for many people, thanks to its rich history, Krakow nevertheless represents a synthesis of all things Polish, connecting tradition with modernity. In the special atmosphere of the beautiful and mysterious streets of the Old Town you will find everything you need to allow you to escape from everyday life. Galleries full of exhibitions, cafes, pubs and restaurants: all of this is an integral part of any visit to Krakow. And all this is merely a modest part of what we can offer travellers seeking exciting destinations on the world map.

© Municipality Of Krakow

CLIMATE - Krakow has a temperate climate, influenced by the weather systems that build over the Atlantic. The weather in Krakow in summer is comfortably warm with occasional heat waves when dry continental air comes in from the east. The average temperature in May/June is 21°C.

ELECTRICITY - The main voltage in Poland is 220V, 50Hz. The standard two-pin European style plugs are used.

TIME - Krakow is in the Central European Time Zone, 1 hour ahead of Greenwich Mean Time (GMT) (GMT + 2 from last Sunday in March to last Sunday in October).

LOCAL CURRENCY AND CURRENCY EXCHANGE - The Polish local currency is Zloty (PLN). 1 zloty = 100 groszy (abbreviation - gr).

Foreign currency can be exchanged at banks, exchange offices, travel agencies and at the airport. The currency exchange rates are given by the daily newspapers, internet portals and banks. It is recommended to change money in banks in the city centre only. Furthermore, there are a lot of cash machines available in the city centre.

International credit cards (Visa, MasterCard, EuroCard) are accepted in a majority of hotels, in many shops & restaurants, and can be used at most cash machines ("bankomat").

Currency used for payment of conference-related matters such as registration fees, tickets for tours and social programme will be handled in EURO only.

SHOPPING

Krakow's central Old Town historic district offers shops of all kinds. Most shops and restaurants accept credit cards (Visa, MasterCard, AMEX, Diners Club etc.). Furthermore, in many of the shops located in the Old Town, cash payments in Euro are accepted as well.

TIPPING

Tipping is not customary in Poland, but small gratuities of 10% can be offered for excellent service.

VISA REQUIREMENTS / LETTERS OF INVITATION

Poland is a member of the European Union. Passport holders from countries in Western Europe (EU) as well as from North America, Canada and Australia do not need a visa to enter Poland. Citizens of some non-EU countries may need a visa. Check passport and visa requirements in due time before your departure. For further information, please contact the Polish Embassy in your specific country. Letters of invitation required to meet administrative and legal regulations of some countries are issued upon request. Such letters should not be construed as a financial commitment on the part of the organisers. Please note that in various countries, the visa application procedure can take up to several months. Therefore, an early application is recommended.

INSURANCE AND LIABILITY

Delegates are advised to arrange health and accident insurance prior to travelling to the Congress. ESTS is not responsible for any personal injury, loss, damage, accident to private property or additional expense incurred as a result of delays or changes in air, rail, sea, road or other services, strikes, sickness, weather or any other cause.

TRANSPORTATION INFORMATION KRAKOW

Krakow lies in the southern part of Poland and can easily be reached from other cities in Poland and from abroad by airplane (direct connections with 53 airports across the world), by train, by bus and by car.

BY AIRPLANE - John Paul II International Airport Krakow-Balice is located to the west of Krakow, at a distance of approx. 11 km from the city centre.

HOW TO GET FROM THE AIRPORT TO KRAKOW CITY CENTRE:

By Taxi - The simplest and easiest way to reach the Krakow city centre is to take a taxi. The cost will be approx. 15 - 20 EUR depending on the location of your hotel. The fare may be paid in cash in Polish zlotys (there are cash machines and a money exchange at the airport) or by credit card. The official partner of the John Paul II International Airport Krakow-Balice is Radio Taxi 9191 - Travel time: app. 20 minutes

By regular rail service - The Krakow-Balice Station is located approx. 200 m from the passenger terminal (5 min. walking or take a free shuttle bus service which operates to and from Kraków-Balice Station). Travel time: app. 15 min. / train departure every 30 minutes
The cost is 6 PLN (approx. 1.80 EUR). Tickets may be purchased from the conductor on the train.

By bus - Buses of the municipal transport authority (MPK S.A.) of Kraków No. 192 and No. 208 take you to the city centre. Tickets may be purchased at newspaper stands in the passenger terminal and from the driver (additional payment) at a cost of 2.5 PLN (approx. 0.75 EUR). The bus stop is located directly at the roundabout, in front of the passenger terminal. Travel time: app. 35 - 40 minutes

BY RAILWAY OR BUS - Krakow is easily and comfortably accessible by train and bus from all larger cities in Poland. Apart from local transport systems, Krakow also has direct railway and bus links with a wide range of European cities. The main railway station is located just outside the Old Town District and is well-served by public transport. The bus terminal is located next to the railway station

BY CAR - Krakow lies at one of the key European crossroads, en route from the West via Germany to the East via Ukraine and from Scandinavia to the Mediterranean via Austria. The city's main road connections include the A4 expressway to Germany, the no. 7 highway northwards to the Baltic Sea and south to the Mediterranean via Slovakia and Austria, the no. 4 highway to Ukraine, and the no. 52 highway to the Czech Republic.

GETTING AROUND IN KRAKOW - Buses and trams are the easiest and cheapest way to get around in Krakow, though they can be crowded during rush hour. Tickets can be purchased at various kiosks, ticket machines and on the bus or tram itself. Taxis are readily available, though prices increase between 10pm and 8am. Radio taxis (identified by a taxi sign and the phone number of the company) usually offer the best rates. The Old Town is relatively compact and easy to negotiate, and is best explored on foot as it is closed to traffic. Many of Krakow's attractions are within easy walking distance and car hire is only really necessary if venturing outside the city into the outer regions.

GUIDELINES & INFORMATION FOR SPEAKERS, CHAIRPERSONS AND POSTER PRESENTERS

OPENING HOURS PREVIEW ROOM

Saturday, 30 May 2009	17:00 - 19:00	Tuesday, 2 June 2009	07:00 - 18:00
Sunday, 31 May 2009	07:30 - 19:00	Wednesday, 3 June 2009	07:00 - 11:00
Monday, 1 June 2009	07:00 - 18:00		

IF YOU ARE A CHAIRPERSON

1. Please locate your session room in due time. Please be at your session room **at least 15 minutes prior to the start of the session.**
2. We may remind you that speakers need to strictly observe the time schedule. Discussants should not speak before they are recognised by the chair and must first clearly state their name, institution and country of origin. Hostesses will be distributing and collecting the discussion cards in the Plenary lecture hall.

IF YOU ARE A SPEAKER IN A SESSION

1. Please locate your session room in due time. Please be at your session room **at least 15 minutes prior to the start of the session.**
2. Speakers should deliver and view/check their **PowerPoint presentations** at the preview room (first floor of the Auditorium Maximum, please follow the signage) **at least 2 hours prior to the start of the respective session. For Breakfast Sessions**, the PowerPoint presentations should be delivered on the **previous day.**
 - In order to avoid any delays, speakers are kindly requested to hand in their PowerPoint presentations on an electronic support (CD-ROM or USB).
 - Failure to check in presentations on time may result in them being unavailable for projection when required.
 - Technical personnel will be available in the preview room to assist you with loading your presentation
 - Presentations will be transferred from a server to the session room electronically.
 - Speakers are not permitted to take PowerPoint presentations directly to the technical assistant in the session rooms.
 - The use of personal laptops in the session rooms is strictly prohibited.
 - Protection of copyright will be guaranteed.
 - Please note that presentation time is strictly limited, no exceptions. Time your presentation carefully according to the time appointed to each session:

Oral Sessions **8' presentation + 7' discussion**

Forum Sessions **7' presentation + 3' discussion**

Interesting Cases **5' interactive presentation**

Video Session **7' presentation and 3' discussion**

Moderated Poster Session **3' presentation and 2' discussion**

Brompton Session **8' presentation, 4' invited discussant, 8' other discussants**

- Microphones for discussion will be available in each session room.
- Discussion and questions in ORAL sessions will be taped to be included in the manuscript
- ESTS expect that all speakers from Oral presentations submit full manuscripts for review to the European Journal of Cardio-Thoracic Surgery (EJCTS) before the meeting. This ensures that the key proceedings from the congress are accurately recorded in the Association's journal along with the ensuing discussion. Note that the Programme Committee will consider the previous manuscript submission record of ALL speakers when preparing future ESTS meetings.
- Submission for review of forum, interactive presentations, posters and video presentations to either EJCTS or ICVTS is optional but welcomed.
- Manuscripts should be prepared and submitted according to the Instructions to Authors
The manuscript submission is online only at: <http://submit-ejcts.ctsnetjournals.org>
Please mention "Presented at the 17th European Conference on General Thoracic Surgery of the European Society of Thoracic Surgeons, Krakow, 31 May - 3 June 2009" on the title page of the manuscript.
- The audio-visual recording of the scientific presentations will be the property of the ESTS.

IF YOU ARE PRESENTING A POSTER

The poster area is located on the first floor of the Auditorium Maximum.

Please attach the poster to the board with the corresponding poster placement number as indicated in the final programme. Tape for mounting the posters will be available in the poster area. Please note that only this tape may be used for mounting posters to avoid damaging the panel surface. Display time of a poster will be **one day only**. Posters have to be mounted according to the following schedule

Sunday Posters - 31 May 2009

Poster fixing time:	Saturday, 30 May 2009	17:00 - 18:30
	Sunday, 31 May 2009	07:30 - 08:30
Display time: 08.30 - 17.30	Poster removal time:	Sunday, 31 May 2009 17:30 - 18:00

Monday Posters - 1 June 2009

Poster fixing time:	Sunday, 31 May 2009	18:00 - 19:00
	Monday, 1 June 2009	07:30 - 08:30
Display time: 08.30 - 17.30	Poster removal time:	Monday, 1 June 2009 17:30 - 18:00

Tuesday Posters - 2 June 2009

Poster fixing time:	Monday, 1 June 2009	18:00 - 19:00
	Tuesday, 2 June 2009	07:30 - 08:30
Display time: 08.30 - 17.30	Poster removal time:	Tuesday, 2 June 2009 17:30 - 18:00

If you have any questions regarding your poster(s), please do not hesitate to contact the staff at the poster service desk or at the registration desk.

PRIZES AND AWARDS

PRIZES WILL BE AWARDED FOR:

- **ESTS Brompton Prize - 1000 EUR**

The Brompton prize is offered for the best thoracic presentation by an ESTS member at the Brompton Session and comes courtesy of the Trustees of the fund chaired by Professor Peter Goldstraw. It is an annual prize instituted at the 8th European Conference on General Thoracic Surgery held in London in November 2000.

- **ESTS Young Investigators Award - 1000 EUR**

To stimulate research, the ESTS has instituted a prize for the best presentation on topics of clinical or experimental research in the field of thoracic surgery by an ESTS member below the age of 35 years.

- **ESTS Grillo Prize - 1000 EUR**

The prize is offered by ESTS to the best abstract in the session "experimental / innovative techniques" and is named after our deceased honorary member Hermes Grillo (Boston).

- **ESTS Greek Pioneers Prize - 500 EUR**

This prize is offered for the best poster presentation and comes courtesy of a fund chaired by Dr Kalliopi Athanassiadi in the name of the first three Greek thoracic surgeons.

- **ESTS Covidien Prize - VATS Masterclass Elancourt**

This prize is offered to the best case presentation and comes courtesy of a donation by Covidien.



COVIDIEN

positive results for life®

- **1st ESTS-ACECP Travelling Fellowship Award - 10.000 EUR**

The ACECP was established in 2006 by Laureano Molins MD, Ramon Rami-Porta MD and Enriqueta Felip MD with the priority goal of offering to young surgeons grants to broaden their training and increase international contacts. The ACECP Travelling Fellowship has been offered to ESTS for three years from 2009 onwards to provide thoracic surgeons with a unique opportunity to visit medical institutions and learn valuable skills and techniques from some of the leading European thoracic surgeons. The Fellowship provides a stipend of 10.000 EUR.

The prizes and awards will be presented at the Gala Dinner on Tuesday, 2 June.

OFFICIAL SOCIAL PROGRAMME

OPENING CEREMONY, Sunday, 31 May 2009, 17:30 - 18:30 - Auditorium Maximum, Room "MIKULICZ"


- Welcome to Krakow by Dr. Henryk Olechnowicz, Head of Department of Thoracic Surgery, Krakow
 - Welcome to 17th European Conference on General Thoracic Surgery by Prof. Laureano Molins, President ESTS
 - Welcome to Poland by Prof. Tadeusz Orłowski, President of the Polish Society of the Cardiothoracic Surgeons
 - Welcome Address of Prof. Karol Musiol, the Chancellor of the Jagiellonian University
- The Opening Ceremony will also feature a Chopin piano recital.

WELCOME RECEPTION, Sunday, 31 May 2009, 18:30 - 20:00 - Auditorium Maximum

The official Opening Ceremony and Welcome Reception of the Conference for registered participants, accompanying persons and exhibitors will take place at the Auditorium Maximum of the Jagiellonian University. The reception is certain to provide a memorable start-up for the Conference.

CONCERT, Monday, 1 June 2009, 20:00 - 21:00 - St. Mary's Basilica

A classical organ concert will take place at St. Mary's Basilica, a brick Gothic church built in the 14th century, adjacent to the Main Market Square in Krakow. Standing 80m tall, the Basilica is particularly famous for its wooden altarpiece carved by Veit Stoss. The concert will be performed by Prof. Andrzej Bialko, the famous Krakow-born organist who embraces all styles and whose diverse and ever-expanding repertoire includes the complete organ works of Johann Sebastian Bach as well as works by Dietrich Buxtehude, Nicolaus Bruhns, Felix Mendelssohn-Bartholdy, César Franck and Franz Liszt.



GALA DINNER, Tuesday, 2 June 2009, 19:30 - 23:30

Wieliczka salt mine. Buses will depart in front of the Auditorium Maximum between 18:45 and 19:15 h

Legend has it that the salt mines in Wieliczka were part of the dowry of the Hungarian princess Kinga when she wed Boleslaw the Shy over 700 years ago, making the Wieliczka Salt Mine one of the oldest in all of Europe. Over the centuries, devout and superstitious miners have carved fabulous figures, monuments and altarpieces out of its salt walls. These amazing works of art, in addition to the mine's historical importance, have earned the Wieliczka Salt Mine a place on the **UNESCO World Cultural Heritage** list. Subterranean Wieliczka consists of nearly 300 kilometres of corridors and almost 3,000 chambers. Buses will take you from the Auditorium Maximum to the Wieliczka Salt Mines, about 20 minutes outside of Krakow. Following a guided tour (Polish/English/French/German, duration approx. 40 minutes) through the galleries and chambers on three levels, from 64 to 135 meters below the ground, to the unique and richly ornamented Chapel of the Blessed Kinga for an



unforgettable dinner at the Warsaw chamber, where you will be welcomed by an aperitif. The Gala Dinner will be accompanied by the famous Early Music Ensemble Floripari, playing Renaissance instruments and performing in Renaissance costumes.

After the dinner, a lift carries you back to the surface, where buses will await you to return you to Krakow city center (Return Transfers between 22:30 and 23:30). Designed as an opportunity to celebrate the Conference's success and to bid farewell to your colleagues and friends, this evening will be one to treasure - make sure not to miss it!

The prizes and awards will be presented at the Gala Dinner as well.

Dress code: formal

IMPORTANT INFORMATION: It is strongly recommended to choose good footwear and to bring a jacket. This dinner event is not advisable for persons suffering from claustrophobia.

Contribution per person: 80,00 EUR

Please note that availability of tickets onsite cannot be guaranteed.

EXTRAORDINARY GUEST LECTURER



Piotr Konopka has been a mountaineer for more than 25 years. Among the most well-known mountains he has climbed are the Aconcagua (Andes, 14 hours from base camp to summit and back, 1987), the Nanga Parbat (Himalaya - 2 attempts at winter ascent, 1988/1989 and 1997/1998) and the Mont Blanc.

In addition to mountain-climbing, Piotr Konopka engages in extreme mountain-skiing, and has performed several extreme ski descents in the Tatra mountains.

He has been the President of the Polish Mountain Guides for more than 10 years, having been active as a professional mountain guide since 1991 (mostly in the Tatras and Alps).

TOURS AND EXCURSIONS

KRAKOW CITY TOUR, Sunday, 31 May 2009, Duration: 4 hours

Meeting Point: 14:00 at the Entrance of the Auditorium Maximum

After a visit of the city centre, the tour continues along the Royal Way from the Barbican (city gates) and St. Florian's Gate to Wawel Hill with the Royal Castle and Cathedral. The Royal Castle is one of Europe's most splendid Renaissance royal residences. Among its most noteworthy treasures of artistic masterpieces is the famous Audience Hall with a coffered ceiling adorned with 30 wooden heads. Similarly unique is the collection of 142 tapestries commissioned by King Sigismund Augustus in Flanders.

Price per person: EUR 24,00 - incl.: transportation, English-speaking guide, entrance tickets to the Royal Castle, Royal Cathedral, St. Mary's Basilica

KRAKOW OLD TOWN - WALKING TOUR, Monday, 1 June 2009, Duration: 2,5 hours**Meeting Point: 08:30 at the Entrance of the Auditorium Maximum**

Krakow, the former capital of Poland, and a European centre of culture, art and science, is a city which offers a wide range of tourist attractions. Krakow's Old Town, with its unique architecture, was labelled World heritage Site by UNESCO in 1978. The heart of the city is located in the Main Square, the biggest market square of medieval Europe, with its remarkable 16th century Sukiennice (Cloth Hall), an example of Gothic-Renaissance architectural style. Our visit to the Old Town will include a walk across the Main Square, entrance to St. Mary's Basilica (Kosciol Mariacki), which boasts one of the greatest Gothic altars in Europe, carved by the great Veit Stoss (Wit Stwosz). This is also where the concert will take place on Monday evening.

Price per person: EUR 15,00 - incl.: English-speaking guide, entrance ticket to St. Mary's Basilica
Included for registered accompanying persons

AUSCHWITZ AND BIRKENAU MUSEUM, Tuesday, 2 June 2009, Duration: 6 hours**Meeting Point: 08:00 at the Entrance of the Auditorium Maximum**

Site of World War II genocide, Auschwitz-Birkenau was founded by the Nazis in 1940 as a concentration camp for Polish political prisoners, and later became the place where approximately 1,5 million Jews, Poles, Roma, Russians and people of other nationalities perished. Today it hosts the Museum of Martyrology. Our visit will start with a 15-minute documentary about the liberation of the camp, and will include exhibitions in some of the remaining prison blocks, as well as the gas chamber and the crematorium. **Price per person: EUR 49,00** - incl.: transportation, English-speaking guide, entrance ticket to the museum, lunch at local restaurant

FULL DAY TOUR TO ZAKOPANE, Wednesday, 3 June 2009, Duration: 8 hours**Meeting Point: 09:00 at the Entrance of the Auditorium Maximum**

Nestled at the foot of the spectacular Tatra Mountains, Zakopane is Poland's winter sports capital. The mountains around Zakopane do not only offer precious mountain lakes and waterfalls, but are also home to a unique and diverse range of flora and fauna. You will depart by bus from Krakow to Zakopane. Upon arrival in Zakopane, the tour will start with a ride up a funicular railway to the top of Mt. Gubalowka and a wonderful view of the Tatras. After a short walk around the peak, we return with the funicular to visit the oldest part of Zakopane where the old cottages of the mountaineers still stand, surrounded by ash trees and blackened by the sun. These wooden houses and churches were built in the Zakopane style by the remarkable Polish artist, Witkacy.

In addition to the traditional mountain architecture, magnificent folk costumes and jewellery have also survived here to this day. To better experience the true Zakopane atmosphere, we will take a walk along Krupowki, the central mall, lined with restaurants, cafés, boutiques and souvenir shops. We will also have our lunch break here. Our last stop in Zakopane is either the Tatra Museum or, on the way back to Krakow, a visit to the lovely old wooden village of Chocholow.

Price per person: EUR 55,00 - incl.: transportation, English-speaking guide, lunch at local restaurant, funicular ride

IMPROVING OPERATIVE OUTCOMES IN THORACIC PROCEDURES

Versatile - Innovative - Efficient

Endo GIA Duet™ TRS

A new knife blade and anvil for every firing

The world's first-fully integrated tissue reinforcement system for increased security ready to use without any additional steps.

New



Energy-based Devices

Valleylab offers an extended line of products to accommodate thoracic surgeons' needs to perform open and thoracoscopic surgeries.



PleuraSeal™ Lung System

- Synthetic & Absorbable
- Strong Adherence & Flexibility
- Quick and Easy to Use
- Unique Blue color



SCIENTIFIC PROGRAMME

PROGRAMME AT A GLANCE

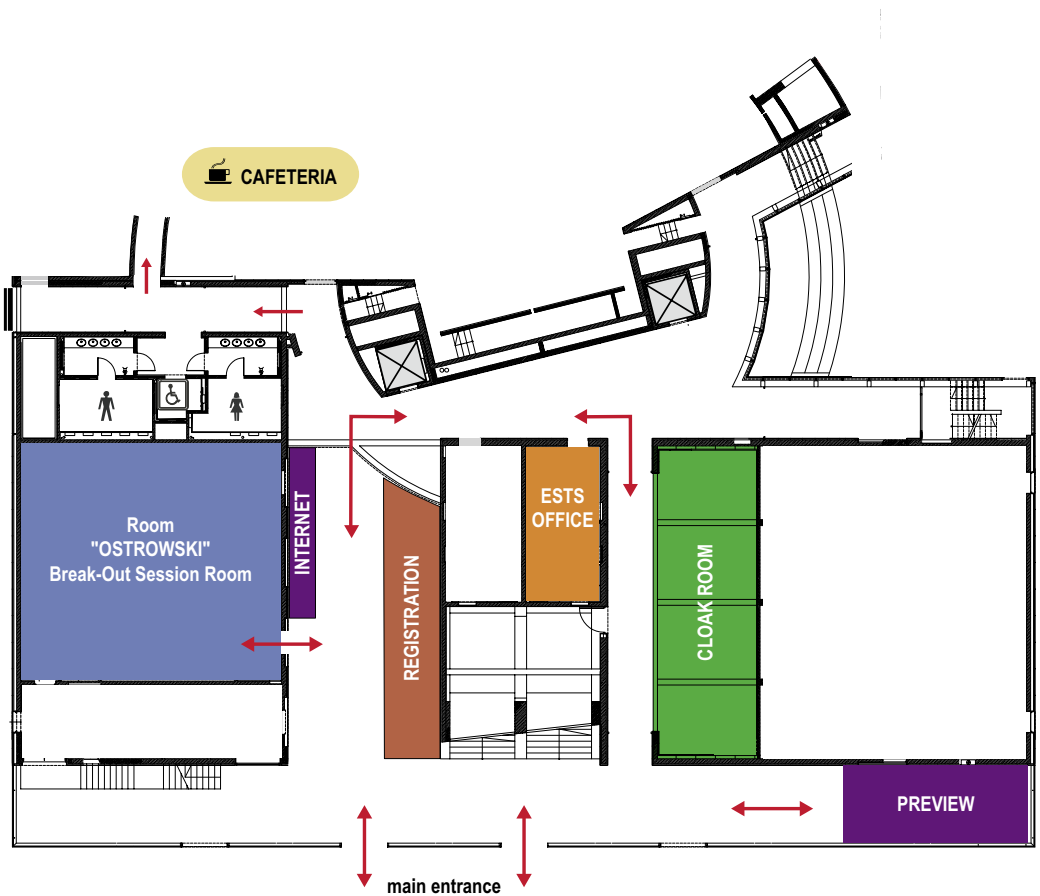
	SATURDAY 30 May	SUNDAY 31 May	MONDAY 1 June	
07:00-18:00			Registration Open	
07:30-19:00		Registration Open		
		Room "Mikulicz"	Room "Mikulicz"	Room "Rydygier"
07:00-07:30		1 st Joint		
07:30-08:00		North American -	Breakfast session	Breakfast session
08:00-08:30		European	1) Lung	2) Mediastinum
08:30-09:00		Postgraduate Symposium	Session 1	
09:00-09:30		Session I	Brompton Session	
09:30-10:00		Lung Cancer	Mixed	
10:00-10:30			Oral 6 x 20'	
10:30-11:00		Coffee Break	Coffee Break	
11:00-11:30		Session II		Session 2: Case 6 x 5'
11:30-12:00		Oesophageal Cancer	Invited Lect: D. Mathisen	
12:00-12:30			Presidential Address	
12:30-13:00		Lunch	L. Molins	
13:00-13:30			Lunch	Lunch
13:30-14:00		Session III		
14:00-14:30		Mixed Thoracic	Session 3	Session 4
14:30-15:00			Pulmonary Neoplastic	Young Investigators Award
15:00-15:30			Oral 6 x 15'	Forum 9 x 10'
15:30-16:00		Coffee Break	Coffee Break	Coffee Break
16:00-16:30		Session IV	Session 5	Session 6
16:30-17:00		Debates Pro - Con	Pulmonary Non-Neoplastic	Experim. + Innovative
17:00-17:30	Registration		Oral 6 x 15'	Forum 9 x 10'
17:30-18:00		Opening	ESTS	Symposium
18:00-18:30	Open	Ceremony	Database Symposium	Women in
18:30-19:00		Opening		Thoracic Surgery
19:00-19:30		Reception		
19:30-20:00				
Social Event				
20:00-20:30			Concert	
20:30-21:00			St Mary's Basilica	
21:00-21:30				
21:30-22:00				
22:00-22:30				
22:30-23:00				
23:00-23:30				
23:30-24:00				

PROGRAMME AT A GLANCE

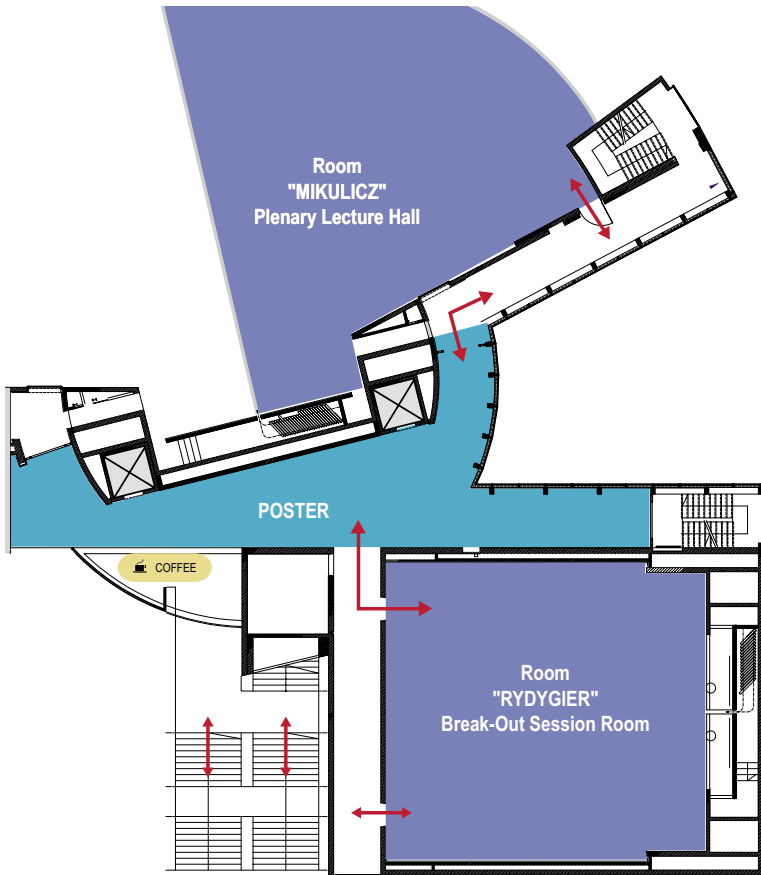
TUESDAY 2 June		WEDNESDAY 3 June	
Registration Open		Registration Open	
Room "Mikulicz"	Room "Rydygier"	Room "Mikulicz"	Room "Rydygier"
Breakfast session	Breakfast Session	Breakfast Session	Breakfast Session
3) Lung	4) Oesophagus	5) Lung	6) Oesophagus
Techno Meeting "The Central Airway" Part 1		Session 12 Video Moderated 6 x 10'	Session 11 Best Posters Moderated 12 x 5'
Coffee Break		Joint ERS-ESTS Symposium Mesothelioma	Joint ISDE - ESTS Symposium Barrett's Oesophagus
Techno Meeting "Hot Topics"		Coffee Break	Coffee Break
Extraord Lect: P. Konopka		Session 13 Mixed Malignant	Session 14 Mixed Benign
Satellite Symposium Covidien	Lunch	Forum 12 x 10'	Forum 12 x 10'
Session 7 Chest Wall/Diaphragm/Pleura Oral 6 x 15'	Session 8 Pulmonary Neoplastic Forum 9 x 10'		
Coffee Break	Coffee Break		
Session 9 Airway/Transplantation Oral 6 x 15'	Session 10 Oesophagus/Mediastinum Forum 9 x 10'		
General Assembly			
Transfers to Gala Dinner			
Visit Salt Mine Wieliczka			
Gala Dinner & Awards			

FLOOR PLAN

Ground level



FLOOR PLAN First level



FLOOR PLAN Second level



GENERAL ASSEMBLY

The ESTS General Assembly will be held on Tuesday, 2 June at 17:30 in the Room "OSTROWSKI". The agenda of the meeting will be distributed to all members in advance. All ESTS members are encouraged to attend. Only full and ordinary members are allowed to vote.

BUSINESS MEETINGS

Saturday, 30 May 2009		
10:00 - 11:00	Valladolid 2010 Meeting	Pod Roza Hotel, Cellar Meeting Room
11:00 - 13:00	Thoracic School Meeting	Pod Roza Hotel, Cellar Meeting Room
13:00 - 18:00	Council Meeting	Pod Roza Hotel, Cellar Meeting Room
Sunday, 31 May 2009		
07:00 - 07:45	ESTS Thoracic Text Book	Pod Roza Hotel, Cellar Meeting Room
07:45 - 08:30	ESTS Database Committee & Accreditation	Pod Roza Hotel, Cellar Meeting Room
12:30 - 13:30	ESTS Working Groups - Metastasectomy - Thymoma - Tissue Engineering - Eastern Europe	Auditorium Maximum SeminarRoom + Board Room + ESTS Office
Monday, 1 June 2009		
10:30 - 11:00	ESTS Journal Committee	ESTS Office
15:30 - 16:00	Ad Hoc Committees	Auditorium Maximum, Seminar Room
Tuesday, 2 June 2009		
13:00 - 14:00	Council & Regents Meeting	Auditorium Maximum, Board Room
15:30 - 16:00	Presidents National Societies	Auditorium Maximum, Board Room
17:30 - 18:30	General Assembly	Auditorium Maximum, Room "OSTROWSKI"
Wednesday, 3 June 2009		
07:00 - 08:00	Council Meeting	Pod Roza Hotel, Cellar Meeting Room
12:00 - 17:00	Thoracic Board Exam	Auditorium Maximum, Seminar Room + Board Room



TachoSil®. Now also approved for tissue sealing.

Haemostasis and tissue sealing.
In one dual action patch.

TachoSil® is the first and only dual action patch approved by the EMEA (European Medicines Agency) for haemostasis and tissue sealing in surgery as well as suture support in vascular surgery¹. It combines the bioactive mechanism of action of human fibrinogen and thrombin with a collagen patch for mechanical support.

Ready to use TachoSil® achieves haemostasis and sealing within minutes. It helps reduce the risk of post-operative re-bleedings and leaks that can lead to re-operations and extended hospital stays².



TachoSil[®]
The fixed combination

For more information visit www.tachosil.com or www.nycomed.com

¹) SmPC Feb. 2009 2) Anegg U, Rychlich R, Smolle-Juttner F. Do the benefits of shorter hospital stay associated with the use of fleece-bound sealing outweigh the cost of the materials? Interact Cardiovasc Thorac Surg 2007;10.15/icvts.2007.162677

Please refer to the full Summary of Product Characteristics when prescribing. **Presentation:** TachoSil is a medicated sponge containing the active substances Human Fibrinogen 5.5 mg and Human Thrombin 2.0 IU. **Indication:** TachoSil is indicated for supportive treatment in surgery for improvement of haemostasis, to promote tissue sealing, and for suture support in vascular surgery where standard techniques are insufficient. **Dosage and administration:** Posology: The use of TachoSil is restricted to experienced surgeons. There is insufficient information for use in paediatric patients. The number of TachoSil sponges to be applied is governed by the size of the wound area, and should always be oriented towards the underlying clinical need for the patient. Application of TachoSil must be individualised by the treating surgeon. In clinical trials, the individual dosages have typically ranged from 1-3 sponges (9.5 cm x 4.8 cm); application of up to 7 sponges has been reported. For smaller wounds, e.g. in minimal invasive surgery the smaller size sponges (4.8 cm x 4.8 cm or 3.0 cm x 2.5 cm) are recommended. **Method and route of administration:** For local use only. **Contra-indications:** Hypersensitivity to the active substances or to any of the excipients. **Special warnings and precautions:** Specific data have not been obtained on the use of this product in neurosurgery or in gastrointestinal anastomoses surgery. Life threatening thromboembolic complications may occur if the preparation is unintentionally applied intravascularly. As with any protein product, allergic type hypersensitivity reactions are possible. If these symptoms occur, the administration has to be discontinued immediately. In case of shock, the current medical standards for shock treatment should be observed. Standard measures to prevent infections resulting from the use of medicinal products prepared from human blood or plasma include selection of donors, screening of individual donations and plasma pools for specific markers of infection and the inclusion of effective manufacturing steps for the inactivation/removal of viruses. Despite this, when medicinal products prepared from human blood or plasma are administered, the possibility of transmitting infective agents cannot be totally excluded. This also applies to pathogens of hitherto unknown nature. **Interactions:** No formal interaction studies have been performed. **Pregnancy and lactation:** The safety of TachoSil for use in human pregnancy or breastfeeding has not been established in controlled clinical trials. Therefore, TachoSil should be administered to pregnant and lactating women only if clearly needed. **Undesirable effects:** Hypersensitivity or allergic reactions may occur uncommonly. Such reactions may especially be seen, if the preparation is applied repeatedly, or administered to patients known to be hypersensitive to constituents of the product. Thromboembolic complications may occur very rarely if the preparation is unintentionally applied intravascularly. Pyrexia may occur commonly. Antibodies against components of fibrin sealant/haemostatic products may occur rarely. **Overdose:** No case of overdose has been reported. **Pack sizes:** 1 sponge of 9.5 cm x 4.8 cm, 2 sponges of 4.8 cm x 4.8 cm, 1 sponge of 3.0 cm x 2.5 cm, 5 sponges of 3.0 cm x 2.5 cm. Not all pack sizes may be marketed. **Storage:** Do not store above 25 °C. **Product Licence holder:** Nycomed Austria GmbH, St. Peter Strasse 25, A-4020 Linz, Austria. **Marketing Authorisation number:** EU/1/04/277/001-004. Rev. February 2009.

▶ LECTURES AND SYMPOSIA

SUNDAY, 31 MAY 2009, 09:00 - 17:00

**THE 1ST JOINT NORTH AMERICAN - EUROPEAN
POSTGRADUATE SYMPOSIUM ON GENERAL THORACIC SURGERY**

(co-organised by AATS and ESTS)

Organisers: *Thomas D'Amico (Durham) & Tomasz Grodzki (Szczecin)*

(All talks 15 min presentation + 5 min discussion)

SESSION I: Lung Cancer Moderator: *Tomasz Grodzki, Szczecin*

09:00 New UICC/AJCC staging system (*R. Rami Porta, Barcelona*)

09:20 Improving outcomes with thoroscopic lobectomy (*T. D'Amico, Durham*)

09:40 Role of surgery in locally advanced lung cancer (*P. Darteville, Paris*)

10:00 Use of adjuvant therapy for lung cancer (*D. Jones, Charlottesville*)

10:30 - 11:00 Coffee break

SESSION II: Oesophageal Cancer Moderator: *Thomas D'Amico, Durham*

11:00 Proposed changes to the AJCC staging system (*T. Rice, Cleveland*)

11:20 Role of induction and adjuvant therapy (*T. Lerut, Leuven*)

11:40 Minimally invasive oesophagectomy (*M. Maddaus, Minneapolis*)

12:00 Role of 3-field oesophago-gastrectomy (*N. Altorki, New York*)

12:30 - 13:30 Lunch

Session III: Mixed Thoracic Moderator: *Alec Patterson, St Louis*

13:30 Progress in lung transplantation (*W. Klepetko, Vienna*)

13:50 Current status of tracheal surgery (*S. Keshavjee, Toronto*)

14:10 Multimodality treatment of thymic tumors (*F. Venuta, Rome*)

14:30 Role of surgery in multimodality treatment
of N3 disease (*E. Rendina, Rome*)

14:50 Role of robotics in thoracic surgery (*K. Kernstine, Duarte*)

15:10 Transcervical extended mediastinal
lymphadenectomy (*M. Zielinski, Zakopane*)

15:30 - 16:00 Coffee break

Session IV: Debates PRO - CON Moderator: *Dirk Van Raemdonck, Leuven*

16:00 Surgery for mesothelioma; before or after chemotherapy?
(*D. Sugarbaker, Boston & W. Weder, Zurich*)

16:30 Management of unexpected and recalcitrant (N2) NSCLC
(*M. Ferguson, Chicago & G. Rocco, Naples*)

17:00 Adjourn

17:30 - 18:30 Opening Ceremony

18:30 - 20:00 Opening Reception

BREAKFAST SESSIONS

Organiser: *Federico Venuta (Rome) & Thomas Rice (Cleveland)*

MONDAY, 1 JUNE 2009, 07:30 - 08:20

"Meet the Professor"

- 1) Lung:** Remediastinoscopy (*R. Rami Porta, Barcelona*)
2) Mediastinum: Thymic tumours (*F. Detterbeck, New Haven*)

TUESDAY, 2 JUNE 2009, 07:30 - 08:20

"Debate"

- 3) Lung:** Lymph node sampling versus Radical Lymphadenectomy (*W. Klepetko, Vienna & B. Passlick, Freiburg*)
4) Oesophagus: Lymph node sampling versus Radical Lymphadenectomy (*P. Thomas, Marseille & T. Lerut, Leuven*)

(topic for each specific speaker will be chosen by the audience at the start of the session)

WEDNESDAY, 3 JUNE 2009, 07:00 - 07:50

"How To Do It"

- 5) Lung:** VATS Lobectomy (*T. D'Amico, Durham & W. Walker, Edinburgh*)
6) Oesophagus: Giant Hiatus Hernia (III) (*T. Rice, Cleveland & R. Berrisford, Exeter*)

MONDAY, 1 JUNE 2009, 17:30 – 19:00

DATABASE SYMPOSIUM

organised by ESTS Database Committee

Organiser: *Alessandro Brunelli (Ancona) & Gonzalo Varela (Salamanca)*

"ESTS Database and Quality Control"

Chairmen: *Alessandro Brunelli (Ancona) & Gonzalo Varela (Salamanca)*

17:30 Introduction *(A. Brunelli, Ancona)*

PART 1: Surgical Databases: for what purposes?

17:35 Thoracic Database: the US Experience *(M. DeCamp, Boston)*

17:45 The Epithor and Thoracoscore in France *(P.-E. Falcoz, Besancon)*

17:55 The SCTS Thoracic Surgery Database *(R. Shah, Manchester)*

PART 2: Clinical Quality Related Issues

18:05 Clinical Quality Concept *(G. Rocco, Naples)*

18:15 The Danish Lung Cancer Registry *(E. Jakobsen, Odense)*

18:25 Thoracic Surgery Benchmarking in Spain *(J. Freixinet, Gran Canaria)*

18:35 The European Thoracic Database *(A. Brunelli, Ancona)*

18:45 Discussion

19:00 Adjourn

20:00 – 21:00 Concert St. Mary's Basilica

MONDAY, 1 JUNE 2009, 17:30 - 19:00

SYMPOSIUM ON CLINICAL TRIALS

organised by ESTS Ad Hoc Committee Women in Thoracic Surgery

Organiser: *Adelheid End (Vienna)*

"Clinical Trials in Thoracic Oncology"

Chairmen: *Adelheid End (Vienna) & Tom Treasure (London)*

17:30	Lessons learned from US lung cancer trials	<i>(L.J. Kohman, Syracuse, NY)</i>
17:50	Discussant	<i>(M.A. Paul, Amsterdam)</i>
17:55	Lessons learned from European mesothelioma trials	<i>(L.P.W.M. Maat, Rotterdam)</i>
18:15	Discussant	<i>(I. Opitz, Zurich)</i>
19:00	Adjourn	

20:00 - 21:00 Concert St. Mary's Basilica

TUESDAY, 2 JUNE 2009, 08:30 - 12:30

THORACIC TECHNO MEETING

Organiser: Michael Mueller (Vienna)

Chairmen: Michael Mueller (Vienna) & Laureano Molins (Barcelona)

"The Central Airway"

High Frequency Jet Ventilation: high tech for surgeons, anesthetists and bronchologists

08:30 HFJV in addition to single lung ventilation (G. Koller-Halmer, Vienna)
in COPD patients (H. Koller, Vienna)

Sponsored by Carl Reiner

09:00 HFJV for central bronchoplastic resections (M. Mueller, Vienna)

Sponsored by Carl Reiner

Advances to our endoscopic armamentarium

09:15 EBUS-TBNA for mediastinal staging (M. Krasnik, Hellerup)

Sponsored by Olympus Medical Systems

09:45 Percutaneous dilatational tracheotomy (A. Nowak, Dresden)

with the KLEMM tracheotomy endoscope

Sponsored by Karl Storz

10:15 - 10:30 Coffee break

"Hot Topics"

10:30 Planning the outcome of lung resection with (U. Jiménez Maestre, Baracaldo)
Vibration Response Imaging (VRI™) (J. Pac-Ferrer, Baracaldo)

Sponsored by Deep Breeze

10:45 Treatment of prolonged air leaks with the Spiration (D. Wood, Seattle)

IBV Valve System using flexible bronchoscopy

Sponsored by Olympus Medical Systems

11:00 The next generation of laser for bronchoscopy (D. Branscheid, Hamburg)
and thoracic surgery: eraser 1318 nm highpower diodelaser

Sponsored by Rolle & Rolle

11:30 Benefits of V.A.C. therapy in thoracic surgery (E. Stubenberger, Vienna)

Sponsored by KCI

12:00 Computer assisted image based risk analysis and (S. Krass, Bremen)

planning in lung surgery: what can we learn

from the liver

Sponsored by Fraunhofer MEVIS

12:30 - 13:00 Extraordinary Lecture by P. Konopka

13:00 - 14:00 Lunch

WEDNESDAY, 3 JUNE 2009, 09:00 - 10:30

JOINT ERS - ESTS SYMPOSIUM

Organiser: *David Waller (Leicester) & Walter Weder (Zurich)*

"Mesothelioma"

Chairmen: *Arnaud Scherpereel (Lille) & Walter Weder (Zurich)*

- 09:00 Report from the ERS-ESTS joint working group *(W. Weder, Zurich)*
"guidelines on mesothelioma treatment"
- 09:10 Pre-therapeutic staging and prognostic factors *(J. Edwards, Sheffield)*
- 09:30 Non-surgical treatment *(A. Scherpereel, Lille)*
- 09:50 Surgical treatment: current status *(D. Waller, Leicester)*
and future directions
- 10:10 Discussion
- 10:30 Adjourn
- 10:30 - 11:00 Coffee Break

WEDNESDAY, 3 JUNE 2009, 09:00 - 10:30**JOINT ISDE - ESTS SYMPOSIUM****Organiser:** *Stephen Cassivi (Rochester) & Toni Lerut (Leuven)***"Barrett's Oesophagus"****Chairmen:** *S. Cassivi (Rochester) & Toni Lerut (Leuven)*

09:00	Introduction	<i>(S. Cassivi, Rochester)</i>
09:05	Norman Barrett: Historical Perspective	<i>(S. Cassivi, Rochester)</i>
09:10	Definition and Clinical Importance	<i>(T.W. Rice, Cleveland)</i>
09:25	The pathologist's view: what can we learn from them?	<i>(G. De Hertogh, Leuven)</i>
09:40	Non surgical treatment options	<i>(t.b.a.)</i>
09:55	Oesophagectomy	<i>(R. Berrisford, Exeter)</i>
10:10	Panel Questions	
10:30	Adjourn	
10:30 - 11:00	Coffee Break	

➤ ABSTRACT SESSIONS

SUNDAY, 31 MAY 2009

09:00 - 17:00 Room Mikulicz	The 1st Joint North American - European Postgraduate Symposium on General Thoracic Surgery
17:30 - 18:30 Room Mikulicz	Opening Ceremony
18:30 - 20:00 Ground Level	Opening Reception

MONDAY, 1 JUNE 2009

07:30 - 08:20 Room Rydygier	Breakfast Session 1 - LUNG Remediastinoscopy
07:30 - 08:20 Room Ostrowski	Breakfast Session 2 - MEDIASTINUM Thymic Tumours
08:20 - 08:25 Room Mikulicz	Opening Remarks L. Molins, President
08:25 - 08:30 Room Mikulicz	Report Programme Committee D. Van Raemdonck, Chair
08:30 - 10:30 Room Mikulicz	SESSION 1 - BROMPTON SESSION (MIXED) ESTS Brompton Prize (1000 €) for best abstract by first author ESTS member Oral Session (8' presentation + 4' invited discussant + 8' discussion) Chairmen: L. Molins, President; D. Van Raemdonck, General Secretary; S. Jordan, Brompton Hospital
08:30 001-0	ASSESSMENT OF LUNGS FOR TRANSPLANTATION: A STEPWISE ANALYSIS OF 476 DONORS <i>*Antonio Alvarez¹; *Paula Moreno¹; Dionisio Espinosa¹; Francisco Santos¹; Jose Manuel Vaquero¹; Jose Ramon Cano¹; Jennifer Illana¹; Francisco Javier Algar¹; Carlos Baamonde¹; Angel Salvatierra¹</i> <i>Department of Thoracic Surgery and Lung Transplantation Unit. University Hospital Reina Sofia., Cordoba, Spain</i> Discussant: A. Patterson (St Louis)
08:50 002-0	INTRAPLEURAL POLYMERIC DEVICES CONTAINING CISPLATIN FOR MALIGNANT PLEURAL MESOTHELIOMA IN A RAT TUMOUR MODEL: A PRELIMINARY STUDY <i>*Luca Ampollini¹; Fabio Sonvico²; Rocco Bilancia¹; Stefano Barbieri²; *Dionisios Stavroulias¹; Andrea Cavazzoni³; Pier Giorgio Petronini³; Anna Maria Cantoni⁴; *Michele Rusca³; *Paolo Carbognani¹</i> <i>¹Thoracic Surgery, University Hospital of Parma, Parma, Italy; ²Pharmaceutical Department, Parma, Italy; ³Molecular Pathology and Immunology, Parma, Italy; ⁴General Pathology and Pathological Anatomy, Parma, Italy</i> Discussant: W. Weder (Zurich)
09:10 003-0	AN EARLY INFLAMMATORY RESPONSE TO ESOPHAGECTOMY PREDICTS THE OCCURRENCE OF PULMONARY COMPLICATIONS <i>*Xavier B D'Journo¹; Pierre Michelet²; Valérie Marin³; Dorothee Blayac²; Françoise Gaillat²; *Christophe Doddoli¹; Pierre Bongrand³; Roger Giudicelli¹; *Pierre Fuentes¹; *Pascal A Thomas¹</i> <i>¹Sainte Marguerite University Hospital - Department of Thoracic Surgery, Marseille, France; ²Sainte Marguerite University Hospital - Department of Anaesthesiology, Marseille, France; ³Sainte Marguerite University Hospital - Laboratory of Immunology, Marseille, France</i> Discussant: R. Berrisford (Exeter)

MONDAY, 1 JUNE 2009

09:30	004-0	<p>THE BENEFITS OF DIGITAL AIR LEAK ASSESSMENT AFTER PULMONARY RESECTION: PROSPECTIVE, RANDOMIZED AND COMPARATIVE STUDY</p> <p>*José Manuel Mier; *Laureano Molins; *Juan José Fibla <i>Hospital Universitari Sagrat Cor, Barcelona, Spain</i> Discussant: A. Brunelli (Ancona)</p>
09:50	005-0	<p>LEARNING THORACOSCOPIC LOBECTOMY</p> <p>*René Horsleben Petersen; *Henrik Jessen Hansen <i>Dep. of Cardiothoracic Surgery, Rigshospitalet, Copenhagen, Denmark</i> Discussant: T. D'Amico (Durham)</p>
10:10	006-0	<p>PROMISING OUTCOME WITH NEOADJUVANT CHEMO- AND RADIOTHERAPY IN PATIENTS WITH OPERABLE STAGE III B NON-SMALL CELL LUNG CANCER. A PROSPECTIVE MULTICENTER TRIAL BY THE SWISS GROUP FOR CLINICAL CANCER RESEARCH (SAKK 16/01)</p> <p>*Hans-Beat Ris <i>Centre Hospitalier Universitaire Vaudois, Lausanne, Switzerland</i> Discussant: G. Stamatis (Essen)</p>
10:30 - 11:00		<p>Coffee Break</p> <p>Exhibition Area</p>
11:00 - 11:30		<p>Session 2 - Interesting Cases</p> <p>ESTS Covidien Prize (free VATS Masterclass Elancourt) for best interactive presentation This Prize is sponsored by Covidien Case Presentation (5' interactive presentation) Chairmen: A. Martin-Ucar; A. Toker (Leicester, Istanbul)</p>
11:00	007-C	<p>TENSION PNEUMOCEPHALUS AND PNEUMOCOCCAL MENINGITIS: AN UNUSUAL POST-OPERATIVE COMPLICATION OF THORACIC SURGERY</p> <p>Michel Gonzalez; Sandra Asner; Thorsten Krueger; *Hans-Beat Ris <i>Centre Hospitalier Universitaire Vaudois, Lausanne, Switzerland</i></p>
11:05	008-C	<p>CASE REPORT: LESSON LEARNED ON A CASE OF THREE SYNCHRONOUS NSCLC'S</p> <p>Matteo Mandrioli¹; Luca Ferruzzi¹; Maurizio Zompatori²; Piero Candoli³; Maria Rosaria Aprile⁴; *Sandro Mattioli¹</p> <p>¹<i>Division of Esophageal and Pulmonary Surgery Villa Maria Cecilia and San Pier Damiano Hospitals, University of Bologna, Bologna, Italy;</i> ²<i>Department of Radiology, Policlinico S.Orsola-Malpighi, Bologna, Italy;</i> ³<i>Department of Pneumology, Lugo Hospital, Ravenna, Italy;</i> ⁴<i>Department of Pathology, Faenza Hospital, Faenza, Italy</i></p>

MONDAY, 1 JUNE 2009

11:10	009-C	<p>HAEMOPHYSIS DUE TO UNRESECTABLE LUNG CANCER SUCCESSFULLY TREATED WITH RADIOFREQUENCY ABLATION Federico Raveglia¹; Andrea Loporati¹; Angelo Maria Calati¹; Maurizio Cariatì¹; Gianpaolo Cornalba²; *Alessandro Baisi² ¹<i>Azienda Ospedaliera San Paolo, Milano, Italy;</i> ²<i>Università degli Studi di Milano, Milano, Italy</i></p>
11:15	010-C	<p>LEFT PLEURAL CAVITY MASS IN A YOUNG PREGNANT WOMAN *Dionisios Stavroulias; *Eveline Internullo; *Francesca Gussago; *Paolo Carbognani; *Michele Rusca <i>Unit of Thoracic Surgery, University Hospital of Parma, Parma, Italy</i></p>
11:20	011-C	<p>DELAYED PULMONARY EMBOLISM CAUSED BY A WANDERING BULLET AFTER ABDOMINAL SHOOTING INJURY - CASE REPORT * Attila Vagvolgyi; * Pal Vadasz; * Zoltan Heiler; * Attila Csekeo <i>Koranyi National Institute of Tuberculosis and Pulmonology, Department of Thoracic Surgery, Budapest, Hungary</i></p>
11:25	012-C	<p>PRIMARY SYNOVIAL SARCOMA OF THE LUNG: A RARE NEOPLASTIC DISEASE *Stefan B. Watzka¹; Ulrike Setinek²; *Dantcho Janakiev¹; *Franz Lax¹; *Michael R. Mueller¹ ¹<i>Karl Landsteiner Institute for Thoracic Oncology, Division of Thoracic Surgery, Otto Wagner Hospital, Vienna, Austria;</i> ²<i>Division of Pathology, Otto Wagner Hospital, Vienna, Austria</i></p>
11:30 - 13:00	Room Mikulicz	<p>Presidential Session Chairmen: L. Molins, President; M.Mueller, President-elect</p>
11:30	013-0	<p>Featured Abstract (10' presentation + 5' discussion) TRAINING, CERTIFICATION, AND PRACTICE OF CARDIAC AND THORACIC SURGEONS IN EUROPE: A COMPARISON OF THE MEMBERS OF THE EUROPEAN ASSOCIATION OF CARDIO-THORACIC SURGERY AND THE EUROPEAN SOCIETY OF THORACIC SURGERY *Douglas E Wood; Farhood Farjah <i>University of Washington, Seattle, United States</i></p>
11:45		<p>Invited Lecture "Evolution of Cardiothoracic Training in the United States" D.J. Mathisen, Massachusetts General Hospital, Boston, MA Introduction: L. Molins, President</p>
12:20		<p>Presidential Address "An exciting journey through ESTS: from birth to adulthood" L. Molins, President Introduction: M. Mueller, President-elect</p>
13:00 - 14:00	Cafeteria	<p>Lunch</p>

MONDAY, 1 JUNE 2009

14:00 - 15:30 Room Mikulicz		Session 3 - Pulmonary Neoplastic Oral Session (8' presentation + 7' discussion) Chairmen: R. Rami-Porta; G. Leschber (Barcelona, Berlin)
14:00	014-0	<p>LUNG CARCINOID TUMORS: METASTASIS AND LOCAL RECURRENCE IN PATIENTS SURGICALLY TREATED</p> <p>José María Matilla¹; *Mariano García-Yuste¹; Ignacio Muguruza³; Miguel Angel Cañizares⁴; Pedro Rodríguez⁵; *Begoña Gregori¹; Members EMETNE-SEPAR¹</p> <p>¹University Hospital Valladolid, Valladolid, Spain; ²EMETNE-SEPAR, Barcelona, Spain; ³Ramon y Cajal Hospital, Madrid, Spain; ⁴Xeral Hospital, Vigo, Spain; ⁵Dr. Negrin Hospital, Las Palmas, Spain</p>
14:15	015-0	<p>RESULTS OF AGGRESSIVE LYMPH NODE DISSECTION IN THE ERA OF MODERN IMAGING AND INVASIVE STAGING FOR LUNG CANCER</p> <p>Anand Ramasamy; Lavinia Magee; Mohammed Edamma; *Cliff Choong; *Francis Wells; *Aman Coonar</p> <p><i>Papworth Hospital, Cambridge, United Kingdom</i></p>
14:30	016-0	<p>INDUCTION TREATMENT DOES NOT INCREASE THE RISK OF MORBIDITY AND MORTALITY AFTER PNEUMONECTOMY FOR LUNG CANCER: A MULTICENTER CASE-MATCHED ANALYSIS</p> <p>*Majed Refai¹; *Alessandro Brunelli¹; *Mark K Ferguson²; *Gaetano Rocco³; Sergio N Fortiparri⁴; *Antonello La Rocca³; *Michele Salati¹; Kenji Kawamukai⁴</p> <p>¹Umberto I Regional Hospital, Ancona, Italy; ²University of Chicago, Chicago, United States; ³National Cancer Institute Pascale Foundation, Naples, Italy; ⁴Bellaria-Maggiore Hospital, Bologna, Italy</p>
14:45	017-0	<p>IS THE LYMPHADENECTOMY ON PULMONARY METASTASECTOMY OF COLORECTAL CANCER NECESSARY?</p> <p>*Tamas Szöke¹; Ariane Kortner²; Rainer Neu¹; Christian Grosser¹; Zsolt Sziklavari¹; Karsten Wiebe²; Hans-Stefan Hofmann¹</p> <p>¹Dept. of Thoracic Surgery, KH Barmherzige Brüder, Regensburg, Germany; ²Dept. of Cardiovascular and Thoracic Surgery, University Regensburg, Regensburg, Germany</p>
15:00	018-0	<p>THE EFFECT OF SEASON OF OPERATION ON THE SURVIVAL OF RESECTED PATIENTS WITH NON-SMALL CELL LUNG CANCER</p> <p>*Akif Turna¹; Atilla Pekcolaklar¹; Muzaffer Metin¹; Ilhan Yaylim²; *Atilla Gurses¹</p> <p>¹Yedikule Teaching Hospital for Chest Diseases and Thoracic Surgery, Department of Thoracic Surgery, Istanbul, Turkey; ²Istanbul University, Institute of Experimental Research Institute, Department of Molecular Biology, Istanbul, Turkey</p>



MONDAY, 1 JUNE 2009

15:15	019-0	<p>IMPACT OF NEOADJUVANT RADIOCHEMOTHERAPY ON BRONCHIAL TISSUE VIABILITY</p> <p>*Thorsten Walles¹; Martina Hampel²; Iris Dally²; Volker Steger¹; Stefanie Veit¹; Thomas Kyriss¹; *Godehard Friedel¹</p> <p>¹Dept. General Thoracic Surgery, Schillerhoehe Hospital, Gerlingen, Germany; ²Fraunhofer Institute Interfacial Engineering and Biotechnology (IGB), Stuttgart, Germany</p>
15:30 - 16:00	Exhibition Area	Coffee Break
14:00 - 15:30	Room Rydygier	<p>Session 4 - Young Investigators Award (Mixed)</p> <p>ESTS Young Investigator Award (1000 €) for best research paper by first author < 35 years</p> <p>Forum Session (7' presentation + 3' discussion)</p> <p>Chairmen: G. Rocco; D. Jones (Naples, Charlottesville)</p>
14:00	020-F	<p>COMPLEX SPACE-FILLING PROCEDURES FOR INTRA-THORACIC INFECTIONS - PERSONAL EXPERIENCE WITH 76 CONSECUTIVE CASES</p> <p>*Petre Vlah-Horea Botianu; Adrian Cristian Dobrica; Alexandra Butiurca; *Alexandru Mihail Botianu</p> <p><i>Surgical Clinic 4 University of Medicine and Pharmacy, Targu-Mures, Romania</i></p>
14:10	021-F	<p>COMPARISON OF 18FDG PET AND 99M Tc MDP SPECT IN THE DIAGNOSIS OF INDETERMINATE LUNG LESIONS</p> <p>Alfonso Fiorelli¹; Filomena Napoli¹; Paolo La Ferla¹; Pier Francesco Rinaldi¹; Luigi Micheloni²; Giovanni Vicidomini¹; *Marco Santini¹</p> <p>¹Thoracic Surgery Unit, Naples, Italy; ²Medicine Nuclear Unit, Second University of Naples, Naples, Italy</p>
14:20	022-F	<p>LUNG SEALING USING THE TISSUE WELDING TECHNOLOGY IN SPONTANEOUS PNEUMOTHORAX.</p> <p>*Oleksandr Linchevskyy; Anatoliy Makarov; Vadym Getman</p> <p><i>Clinical Hospital # 17, Kyiv, Ukraine</i></p>
14:30	023-F	<p>A SCALE FOR DECISION MAKING BETWEEN WHOLE LUNG TRANSPLANTATION OR LOBAR TRANSPLANTATION</p> <p>*Domenico Loizzi¹; *Clemens Aigner¹; Peter Jaksch¹; Axel Scheed¹; Bruno Mora²; *Francesco Sollitto³; *Walter Klepetko¹</p> <p>¹Department of Cardiothoracic Surgery, University of Vienna, Vienna, Austria; ²Department of CTV Anesthesiology and Intensive Care, Vienna, Austria; ³Cattedra di Chirurgia Toracica, Università degli Studi di Foggia, Foggia, Italy</p>

MONDAY, 1 JUNE 2009

14:40	024-F	<p>ONE LUNG VENTILATION EXAGGERATES OXIDATIVE STRESS</p> <p>*Tomasz Marjanski¹; Radoslaw Owczuk²; Maria Wujtewicz²; Michal Wozniak³; *Witold Rzyman¹</p> <p>¹<i>Thoracic Surgery Department, Medical University of Gdansk, Gdansk, Poland;</i> ²<i>Department of Anesthesiology and Intensive Care, Medical University of Gdansk, Gdansk, Poland;</i> ³<i>Chair of Medical Chemistry, Medical University of Gdansk, Gdansk, Poland</i></p>
14:50	025-F	<p>RISK MODELING IN GENERAL THORACIC SURGERY: THE POSSUM SCORING SYSTEM VERSUS THE THORACIC SURGERY SCORING SYSTEM (THORACOSCORE)</p> <p>*Carlos Martínez-Barenys¹; Pedro E. López de Castro Alujes¹; Nùria Parra Macías²; *Javier Pérez Vélez¹; *Esther Fernández Araujo¹; Miguel A. Mesa Guzmán¹; Julio Astudillo Pombo¹</p> <p>¹<i>Servei de Cirurgia Toràcica. Hospital Universitari Germans Trias i Pujol, Badalona, Spain;</i> ²<i>Unitat de Recerca i Desenvolupament Sant Joan de Déu. Serveis Salut Mental, Sant Boi del Llobregat, Spain</i></p>
15:00	026-F	<p>DOES CHRONIC OBSTRUCTIVE PULMONARY DISEASE AFFECT POSTOPERATIVE QUALITY OF LIFE IN PATIENTS UNDERGOING LOBECTOMY FOR LUNG CANCER? A CASE-MATCHED STUDY</p> <p>*Cecilia Pompili¹; *Alessandro Brunelli¹; *Francesco Xiumé¹; *Majed Refai¹; *Laura Socci¹; Armando Sabbatini¹</p> <p><i>Umberto I Regional Hospital, Ancona, Italy</i></p>
15:10	027-F	<p>THE PROGNOSTIC RELEVANCE OF EGFR, P27 AND β1-INTEGRIN PROTEIN EXPRESSION ON MESOTHELIOMA PATIENTS SURVIVAL</p> <p>*Alexandra Schramm¹; Alex Soltermann²; Peter Vogt²; Nicole Probst²; Holger Moch²; *Walter Weder¹; *Isabelle Opitz¹</p> <p>¹<i>Department of Thoracic Surgery, University Hospital Zurich, Zuerich, Switzerland;</i> ²<i>Department of Pathology, University Hospital Zuerich, Zurich, Switzerland</i></p>
15:20	028-F	<p>AN ALTERNATIVE POSTOPERATIVE PATHWAY REDUCES LENGTH OF HOSPITALIZATION FOLLOWING ESOPHAGECTOMY</p> <p>Sandra Tomaszek¹; *Stephen D. Cassivi¹; Mark S. Allen¹; K. Robert Shen¹; Francis C. Nichols¹; Claude Deschamps¹; Dennis A. Wigle¹</p> <p><i>Mayo Clinic, Rochester, MN, United States</i></p>
15:30 - 16:00 Exhibition Area		Coffee Break

MONDAY, 1 JUNE 2009

16:00 - 17:30 Room Mikulicz		Session 5 - Pulmonary Non-Neoplastic Oral Session (8' presentation + 7' discussion) Chairmen: D. Wood; E. Stoelben (Seattle, Cologne)
16:00	029-0	INFLUENCE OF MAJOR PULMONARY RESECTION ON POSTOPERATIVE DAILY AMBULATORY ACTIVITY OF THE PATIENTS *Nuria M Novoa; *Gonzalo Varela; Marcelo Jimenez; Jose Luis Aranda <i>University Hospital of Salamanca, Salamanca, Spain</i>
16:15	030-0	STAGED BILATERAL LUNG VOLUME REDUCTION SURGERY-THE BENEFITS OF A PATIENT LED STRATEGY Inger F Oey; Mike D Morgan; Tom J Spyt; *David A Waller <i>Dept of thoracic surgery and respiratory medicine, Glenfield Hospital, Leicester, United Kingdom</i>
16:30	031-0	COMPARISON OF EPIDURAL AND INTRAOPERATIVE PARAVERTEBRAL CATHETERISATION FOR PAIN CONTROL IN THORACOTOMY PATIENTS Gultekin Gulbahar ¹ ; *Bulent Kocer ¹ ; *Erkan Yildirim ¹ ; Serife Nursel Muratli ² ; Koray Dural ¹ ; Unal Sakinci ¹ ¹ <i>Ankara Numune Teaching and Research Hospital, Dept of Thoracic Surgery, Ankara, Turkey;</i> ² <i>Ankara Numune Teaching and Research Hospital, Dept of Anesthesiology and Reanimation, Ankara, Turkey</i>
16:45	032-0	SURGERY FOR PULMONARY TUBERCULOSIS: A 15-YEAR EXPERIENCE Ravindra Kumar Dewan <i>Thoracic Surgery, LRS Institute of TB & Respiratory Diseases, New Delhi, India</i>
17:00	033-0	HIGH COSTS OF THE PROCEDURE AS PRESUMABLE SLOW DOWN FACTOR OF VATS LOBECTOMY DEVELOPMENT IN POLAND *Cezary Piwkowski; *Pawel Zielinski; Lukasz Gasiorowski; Piotr Gabryel; *Mariusz Kasprzyk; Krystian Pawlak; Bartlomiej Galecki; *Wojciech Dyszkiewicz <i>Department of Thoracic Surgery. K. Marcinkowski University of Medical Sciences, Poznan, Poland</i>
17:15	034-0	A COST-UTILITY ANALYSIS OF LOBECTOMY: THORACOSCOPIC VS. THORACOTOMY William Richard Burfeind Jr. ² ; Eric M Toloza ¹ ; David H Harpole Jr. ¹ ; *Thomas A D'Amico ¹ ¹ <i>Duke University Medical Center, Durham, United States;</i> ² <i>St. Lukes Health Network, Bethlehem, United States</i>

MONDAY, 1 JUNE 2009

16:00 - 17:30 Room Rydygier		Session 6 - Innovative Techniques / Experimental ESTS Grillo Prize (500 €) for best innovative/experimental abstract Forum Session (7' presentation + 3' discussion) Chairmen: D. Mathisen; S. Fischer (Boston, Hannover)
16:00	035-F	BETTER LUNG PROTECTION FOLLOWING DEATH DUE TO RAPID EXSANGUINATION IN RATS *Korkut Bostanci ¹ ; Berna Karakoyun Lacin ² ; Meral Yuksel ³ ; Feriha Ercan ⁴ ; *Mustafa Yuksel ¹ ; Hasan Fevzi Batirel ¹ ¹ Marmara University Faculty of Medicine Department of Thoracic Surgery, Istanbul, Turkey; ² Marmara University Nursing School, Istanbul, Turkey; ³ Marmara University Vocational School of Health Related Professions Department of Medical Laboratory, Istanbul, Turkey; ⁴ Marmara University Faculty of Medicine Department of Histology and Embryology, Istanbul, Turkey
16:10	036-F	VASCULAR IMMUNOTARGETING OF CATALASE VIA ANTI-ACE ANTIBODIES ATTENUATES REPERFUSION INJURY AFTER COLD LUNG PRESERVATION *Kai Nowak ¹ ; Christine Hanusch ⁴ ; Kathrin Nicksch ¹ ; Grietje Beck ⁴ ; Roman Patrick Metzger ² ; Peter Hohenberger ¹ ; Sergei M Danilov ³ ¹ Dept. of Surgery, Medical Faculty Mannheim, University of Heidelberg, Mannheim, Germany; ² Dept. of Pediatric Surgery, University of Leipzig, Leipzig, Germany; ³ Dept. of Anesthesiology, University of Illinois, Chicago, United States; ⁴ Dept. of Anesthesia and Critical Care, Medical Faculty Mannheim, University of Heidelberg, Mannheim, Germany
16:20	037-F	SELECTINE MEDIATED LEUKOCYTE ADHESION TO ENDOTHELIAL CELLS IS NECESSARY FOR PDT INDUCED VASCULAR PERMEABILISATION François Mithieux ¹ ; Elodie Debeve ¹ ; *Jean Yannis Perentes ¹ ; Cai Cheng ¹ ; Stephan Christian Schaefer ¹ ; Hans-Anton Lehr ¹ ; Jean-Pierre Ballini ² ; Hubert van den Bergh ² ; *Hans-Beat Ris ¹ ; *Thorsten Krueger ¹ ¹ Centre Hospitalier Universitaire Vaudois, Lausanne, Switzerland; ² Ecole Polytechnique Fédérale de Lausanne, Lausanne, Switzerland
16:30	038-F	CHEMORESISTANCE IN NON SMALL CELL LUNG CANCER: CAN MULTIDRUG RESISTANCE MARKERS PREDICT THE RESPONSE OF XENOGRAFT CANCER MODELS TO CLASSICAL AND TARGETED THERAPIES? *Johannes Merk ¹ ; Jana Rolff ² ; Cornelia Dorn ² ; *Gunda Leschber ¹ ; Iduna Fichtner ² ¹ ELK Berlin Chest Hospital, Berlin, Germany; ² Max Delbrück Center for Molecular Medicine, Berlin, Germany

MONDAY, 1 JUNE 2009

16:40	039-F	<p>THORACIC REGIONAL ANALGESIA AFTER THORACOTOMY. A RANDOMIZED STUDY TO COMPARE THREE DIFFERENT PARAVERTEBRAL APPROACHES</p> <p><u>*Nicolás Moreno-Mata</u>¹; *Guillermo González-Casaurrán¹; Leire Azcárate Perea¹; *Carlos María Simón Adiego¹; *Rafael Peñalver Pascual¹; Biencinto Mariateresa²; Enma Novoa Lago²; Gabriel Cusati²; María del Carmen Benito²; Federico González-Aragoneses¹</p> <p>¹<i>Department of Thoracic Surgery, Hospital General Universitario Gregorio Marañón, Madrid, Spain;</i> ²<i>Department of Anesthesiology and Reanimation, Hospital General Universitario Gregorio Marañón, Madrid, Spain</i></p>
16:50	040-F	<p>EVALUATION OF VRI (VIBRATION RESPONSE IMAGING) UTILITY IN THE PREDICTION OF POSTOPERATIVE FUNCTION AFTER LUNG RESECTION SURGERY</p> <p><u>Unai Jimenez Maestre</u>; Nuria Marina Malanda; Lucia Hernandez Perez; Naia Uribe-Etxebarria Lugariza-Ares; Monica Lorenzo Martin; Juan Carlos Rumbero Sanchez; *Rafael Rojo Marcos; Juan Baltasar Casanova Viudez; Juan Bautista Galdiz Iturri; *Joaquin Pac Ferrer</p> <p><i>Cruces Hospital, Bilbao, Spain</i></p>
17:00	041-F	<p>VANCOMYCIN LUNG CONCENTRATION IN ACUTE AND HYPERACUTE REJECTION MODELS OF LUNG TRANSPLANTATION IN RATS</p> <p>*Jaroslaw Pierog; *Bartosz Kubisa; Marek Drozdziak; *Janusz Wojcik; Malgorzata Wojtys; Michal Bielewicz; Dominika Witkowska; Juliusz Pankowski; Krzysztof Safronow; *Tomasz Grodzki</p> <p><i>Pomeranian Medical University, Szczecin, Poland</i></p>
17:10	042-F	<p>MANAGING THE PNEUMONECTOMY SPACE AFTER EXTRAPLEURAL PNEUMONECTOMY: POSTOPERATIVE INTRATHORACIC PRESSURE MONITORING</p> <p><u>Andrea S Wolf</u>; Francine L Jacobson; W Francis Powell; Yolonda Colson; Tamara R Tilleman; William G Richards; *David J Sugarbaker</p> <p><i>Brigham and Womens Hospital, Boston, United States</i></p>
17:20	043-F	<p>METALLOPROTEINASES EXPRESSION MRNA IN LUNG TISSUE OF PATIENTS WITH NSCLC AND BENIGN PULMONARY DISEASE.</p> <p><u>Jarmil Safranek</u>¹; Vladislav Treska¹; Ondrej Topolcan²; Lubos Holubec²</p> <p>¹<i>Department of Surgery, Charles University and Faculty Hospital, Pilsen, Czech Republic;</i> ²<i>Second Internal Clinic, Charles University and Faculty Hospital, Pilsen, Czech Republic</i></p>
17:30 - 19:00	Room Rydygier	<p>ESTS Database Symposium organised by ESTS Database Committee</p>
17:30 - 19:00	Room Ostrowski	<p>Symposium on Clinical Trials organised by ESTS Ad Hoc Committee Women in Thoracic Surgery</p>
20:00 - 21:00	St Mary's Basilica	<p>Concert</p>

TUESDAY, 2 JUNE 2009

07:30 - 08:20 Room Rydygier	Breakfast Session 3 - LUNG Lymph Node Sampling versus Radical Lymphadenectomy	
07:30 - 08:20 Room Ostrowski	Breakfast Session 4 - OESOPHAGUS Lymph Node Sampling versus Radical Lymphadenectomy	
08:30 - 12:30 Room Mikulicz	Thoracic Techno Meeting "The Central Airway" - "Hot Topics"	
12:30 - 13:00 Room Mikulicz	Extraordinary Lecture "Professional Risk Management" P. Konopka, professional mountaineer (Zakopane) Introduction: J. Kuzdzal (Krakow)	
13:00 - 14:00 Room Mikulicz	Covidien Lunch Symposium New Product Innovations in Thoracic Surgery Lunch boxes are sponsored by Covidien Moderator: G. Rocco (Naples)	
14:00 - 17:00 Seminar Room	Ethicon Workshop The Science of Tissue Management	
14:00 - 15:30 Room Mikulicz	Session 7 - Chest Wall / Diaphragm / Pleura Oral Session (8' presentation - 7' discussion) Chairmen: A. Chapelier; L. Lampl (Paris, Augsburg)	
14:00	044-0	REPAIR OF CHEST WALL DEFORMITIES: 10 YEARS OF EXPERIENCE WITH 744 OPERATIONS. Jaroslaw Adamczak; Krystian Pawlak; Pawel Zielinski; *Cezary Piwkowski; Mariusz Kasprzyk; *Wojciech Dyszkiewicz <i>Department Of Thoracic Surgery, Karol Marcinkowski University of Medical Sciences, Poznan, Poland</i>
14:15	045-0	SHOULD CHEMOTHERAPY BE GIVEN BEFORE OR AFTER EXTRAPLEURAL PNEUMONECTOMY FOR MALIGNANT PLEURAL MESOTHELIOMA ? *Bram Balduyck; *Apostolos Nakas; *Antonio E. Martin-Ucar; *David A Waller <i>Thoracic Surgery, Glenfield Hospital, Leicester, United Kingdom</i>
14:30	046-0	USE OF INTRAPLEURAL STREPTOKINASE FOR MAINTAINING BETTER LUNG EXPANSION IN PATIENTS WITH MALIGNANT PLEURAL EFFUSIONS: A RANDOMISED CONTROLLED STUDY *Erdal Okur; *Cagatay Tezel; *Gokcen Sevilgen; *Gokhan Ergene; *Volkan Baysungur; *Semih Halezeroglu <i>Sureyyapasa Chest Diseases and Thoracic Surgery Teaching Hospital, Istanbul, Turkey</i>

TUESDAY, 2 JUNE 2009

14:45	047-0	<p>STAGING ALGORITHM FOR DIFFUSE MALIGNANT PLEURAL MESOTHELIOMA</p> <p>*Jolanta Hauer; *Lukasz Hauer; Juliusz Pankowski; Tomasz Nabialek; Artur Szlubowski; Artur Szlubowski; *Marcin Zielinski <i>Pulmonary Hospital, Zakopane, Poland</i></p>
15:00	048-0	<p>AWAKE VIDEOASSISTED PLEURAL DECORTICATION FOR EMPYEMA THORACIS</p> <p>Federico Tacconi; *Eugenio Pompeo; Tommaso Claudio Mineo <i>Tor Vergata University-Thoracic Surgery Division, Rome, Italy</i></p>
15:15	049-0	<p>CHEST DRAINAGE SUCTION DECREASES DIFFERENTIAL PLEURAL PRESSURE AFTER UPPER LOBECTOMY AND HAS NO EFFECT AFTER LOWER LOBECTOMY</p> <p>*Gonzalo Varela¹; *Alessandro Brunelli²; *Marcelo F Jiménez¹; Luca Di Nunzio²; José Luis Aranda¹; * Michele Salati²; * Nuria Novoa¹ ¹<i>Thoracic Surgery Service Salamanca University Hospital, Salamanca, Spain;</i> ²<i>Unit of Thoracic Surgery Umberto I Regional Hospital, Ancona, Italy</i></p>
15:30 - 16:00 Exhibition Area		Coffee Break
14:00 - 15:30 Room Rydygier		<p>Session 8 - Pulmonary Neoplastic Forum Session (7' presentation - 3' discussion)</p> <p>Chairmen: J. Kuzdzal; L. Spaggiari (Krakow, Milan)</p>
14:00	050-F	<p>T2 NON SMALL CELL LUNG CANCER: PROGNOSTIC SIGNIFICANCE OF VISCERAL PLEURAL INVASION AND TUMOR SIZE. 10 YEAR EXPERIENCE FORM RETROSPECTIVE SINGLE CENTRE STUDY</p> <p><u>Bassel Al-Alao</u>; Eilis McGovern; Kenneth O'Byrne; *Vincent K Young <i>St. James Hospital, Dublin, Ireland</i></p>
14:10	051-F	<p>WHAT IS THE SHELF LIFE OF PET/CT STAGING OF THE MEDIASTINUM IN NON-SMALL CELL LUNG CANCER?</p> <p>Karen Booth¹; Gerard Hanna²; *Niall McGonigle¹; *James McGuigan¹; *Kieran McManus¹; Joe O'Sullivan³; Tom Lynch⁴; Jonathon McAleese¹ ¹<i>Thoracic Surgery Unit Royal Victoria Hospital, Belfast, United Kingdom;</i> ²<i>Department of Clinical Oncology Belfast City Hospital, Belfast, United Kingdom;</i> ³<i>Centre for Cancer Research and Cell Biology Queens University, Belfast, United Kingdom;</i> ⁴<i>Department of Nuclear Medicine Belfast City Hospital, Belfast, United Kingdom</i></p>

TUESDAY, 2 JUNE 2009

14:20	052-F	<p>STAGE IIIA (N2) NSCLC: THE NEED OF A NEW CLASSIFICATION WITH THERAPEUTIC AND PROGNOSTIC IMPACT</p> <p><u>Felipe Braga</u>¹; Juliana Guarize¹; *Giulia Veronesi²; Piergiorgio Solli³; *Domenico Galetta¹; Fernando Vannucci¹; Patrick Maisonneuve¹; Gilberto Perez Cardoso³; *Lorenzo Spaggiari¹</p> <p>¹European Oncologic Institute, Milan, Italy; ²University of Milan, Milan, Italy; ³Federal Fluminense University, Niteroi, Brazil</p>
14:30	053-F	<p>FACTORS ASSOCIATED WITH UNEXPECTED MEDIASTINAL LYMPH NODE INVOLVEMENT AT SURGERY FOR NON SMALL CELL LUNG CANCER: RESULTS FROM THE DANISH LUNG CANCER REGISTRY</p> <p>Ole Dan Jørgensen</p> <p>Dept. of Heart-, Lung-, and Vascular Surgery, Odense, Denmark</p>
14:40	054-F	<p>DOES ANATOMICAL SEGMENTECTOMY ALLOW AN ADEQUATE LYMPH NODE (N) STAGING FOR NSCLC?</p> <p><u>Alberto Ruffato</u>¹; *Sandro Mattioli¹; Luca Ferruzzi¹; *Vladimiro Pilotti¹; Piero Candoli²; Frank D'Ovidio³</p> <p>¹Division of Esophageal and Pulmonary Surgery, Villa Maria Cecilia and San Pier Damiano Hospitals, University of Bologna, Bologna, Italy; ²Division fo Pneumology, Lugo Hospital, Ravenna, Italy; ³Division of Cardiothoracic Surgery, Columbia University, New York, United States</p>
14:50	055-F	<p>THE REQUIREMENT OF MEDIASTINOSCOPY ON STAGING OF NSCLC PATIENTS WITH NEGATIVE MEDIASTINAL LYMPH NODE UPTAKE ON PET-CT IMAGING</p> <p>*Altan Kir; *Ilker Iskender; *Aysun Kosif Misirlioglu; *Hakan Sonmez; *Hasan Oguz Kapicibasi; Salih Zeki Kadioglu; Altug Kosar; Tulin Esin Sevim; Ali Atasalini</p> <p>Süreyyapasa Chest Diseases and Thoracic Surgery Training and Investigation Hospital, Istanbul, Turkey</p>
15:00	056-F	<p>LUNG CANCER IN WOMEN - PROGNOSTIC DIFFERENCE IN GENDER DIFFERENCE</p> <p>*Kenji Suzuki; Kazuya Takamochi; Shiaki Oh</p> <p>Juntendo University School of Medicine, Tokyo, Japan</p>
15:10	057-F	<p>SURGICAL TREATMENT OF SYNCHRONOUS MULTIPLE LUNG CANCER LOCATED IN A DIFFERENT LOBE OR LUNG: GOOD SURVIVAL IN NODE-NEGATIVE SUBGROUP</p> <p>*Luca Voltolini; Cristian Rapicetta; Luca Luzzi; Claudia Ghiribelli; Piero Paladini; Giuseppe Gotti</p> <p>Thoracic Surgery Unit, University Hospital of Siena, Siena, Italy</p>

TUESDAY, 2 JUNE 2009

<p>15:20 058-F</p>	<p>NON-SMALL CELL LUNG CANCER RESTAGING WITH THE TRANSCERVICAL EXTENDED MEDIASTINAL LYMPHADENECTOMY *Marcin Zielinski¹; *Lukasz Hauer¹; *Jolanta Hauer¹; Juliusz Pankowski²; Tomasz Nabialek³; Artur Szlubowski⁴ ¹Department of Thoracic Surgery, Pulmonary Hospital, Zakopane, Poland; ²Department of Pathology, Pulmonary Hospital, Zakopane, Poland; ³Department of Anesthesiology and Intensive Care, Pulmonary Hospital, Zakopane, Poland; ⁴Endoscopy Unit, Pulmonary Hospital, Zakopane, Poland</p>
<p>15:30 - 16:00 Exhibition Area</p>	<p>Coffee Break</p>
<p>16:00 - 17:30 Room Mikulicz</p>	<p>Session 9 - Airway - Transplantation Oral Session (8' presentation - 7' discussion) Chairmen: F. Venuta; W. Klepetko (Rome, Vienna)</p>
<p>16:00 059-0</p>	<p>BRONCHO-ARTERIAL FISTULA: A RARE, BUT USUALLY FATAL AIRWAY COMPLICATION AFTER LUNG TRANSPLANTATION *Dirk Van Raemdonck¹; Geert M Verleden²; Lieven Dupont²; Willy Coosemans¹; *Herbert Decaluwé¹; *Georges Decker¹; *Paul De Leyn¹; *Philippe Nafteux¹; Marc Decramer²; *Toni Lerut¹ ¹Department of Thoracic Surgery, University Hospitals Leuven, Leuven, Belgium; ²Department of Pneumology, University Hospitals Leuven, Leuven, Belgium</p>
<p>16:15 060-0</p>	<p>DOES DONOR CAUSE OF BRAIN DEATH HAVE AN IMPACT ON OUTCOME AFTER LUNG TRANSPLANTATION? Shana Wauters¹; *Dirk Van Raemdonck²; Caroline Meers¹; Geert Verleden³; Lieven Dupont³; Willy Coosemans²; *Herbert Decaluwe²; *Paul De Leyn²; *Philippe Nafteux²; *Toni Lerut² ¹Laboratory of Thoracic Surgery, K.U.Leuven, Leuven, Belgium; ²Department of Thoracic Surgery, U.Z.Leuven, Leuven, Belgium; ³Department of Pneumology, U.Z.Leuven, Leuven, Belgium</p>
<p>16:30 061-0</p>	<p>URGENT SEGMENTAL RESECTION AS THE PRIMARY STRATEGY IN MANAGEMENT OF BENIGN TRACHEAL STENOSIS - A SINGLE CENTRE EXPERIENCE IN 164 CONSECUTIVE CASES *Tibor Krajc¹; Miroslav Janik¹; *Roman Benej¹; *Martin Lucenic¹; Ivan Majer²; Juraj Demian²; *Svetozar Harustiak¹ ¹Department of Thoracic Surgery, Faculty Hospital Bratislava, Bratislava, Slovak Republic; ²2nd Department of Pulmonology and Phthiaseology, Comenius University Bratislava, Bratislava, Slovak Republic</p>

TUESDAY, 2 JUNE 2009

16:45	062-0	<p>EXCESSIVE DYNAMIC AIRWAY COLLAPSE IS ASSOCIATED WITH POOR OUTCOME IN SLEEVE RESECTIONS IN THE ELDERLY.</p> <p>*Servet Bölükbaş¹; *Thomas Bergmann¹; Annette Fisseler-Eckhoff²; *Joachim Schirren¹</p> <p>¹Department of Thoracic Surgery, Dr. Horst Schmidt Kliniken, Wiesbaden, Germany; ²Institutes for Pathology and Cytology, Dr. Horst Schmidt Kliniken, Wiesbaden, Germany</p>
17:00	063-0	<p>CHALLENGING PROBLEMS IN ANTERIOR MEDIASTINAL TRACHEOSTOMY. INADEQUACES AND DIFFICIENCIES.</p> <p>*Zeno Popovici</p> <p>Lucian Blaga University, High School of Medicine, Sibiu, Romania</p>
17:15	064-0	<p>TRACHEAL RELEASE MANEUVERS ? HOW MUCH IS NECESSARY?</p> <p>*Ioan Cordos; *Ciprian Bolca; *Cristian Paleru; *Radu Matache; *Codin Saon</p> <p>^{1st} Clinical Department of Thoracic Surgery, "Marius Nasta" National Institute of Pneumology, Bucharest, Romania</p>
16:00 - 17:30 Room Rydygier		<p>Session 10 - Oesophagus / Mediastinum Forum Session (7' presentation - 3' discussion) Chairmen: P. Thomas; T. Lerut (Marseille, Leuven)</p>
16:00	065-F	<p>RADICAL SUPERIOR MEDIASTINAL LYMPH NODE DISSECTION WILL IMPROVE THE POOR PROGNOSIS FOR THORACIC ESOPHAGEAL SQUAMOUS CELL CANCER</p> <p>Yasuaki Nakajima; Yutaka Miyawaki; Akihiro Hoshino; Tomoyoshi Suzuki; Shigeo Haruki; Kenro Kawada; Tetsuro Nishikage; Kagami Nagai; Tatsuyuki Kawano</p> <p>Department of Esophago-Gastric Surgery, Tokyo Medical and Dental University, Tokyo, Japan</p>
16:10	066-F	<p>MULTIMODALITY THERAPY FOR THE CURATIVE TREATMENT OF ADENOCARCINOMA OF THE ESOPHAGUS AND GASTROESOPHAGEAL JUNCTION: IS IT REASONABLE BEYOND 70 YEARS?</p> <p>*Xavier B D'Journo¹; André Camerlo¹; Pierre Michelet²; Laetitia Dahan³; François Kerbaul²; *Christophe Doddoli¹; Roger Giudicelli¹; *Pierre Fuentes¹; *Pascal A Thomas¹</p> <p>¹Sainte Marguerite University Hospital - Department of Thoracic Surgery, Marseille, France; ²Sainte Marguerite University Hospital - Department of Anaesthesiology, Marseille, France; ³Timone Hospital-Department of Digestive Oncology, Marseille, France</p>

TUESDAY, 2 JUNE 2009

16:20	067-F	<p>LONG-TERM RESULTS OF SURGICAL TREATMENT OF NON-AXIAL GASTRIC HIATUS HERNIA (NAHH)</p> <p>*Sandro Mattioli¹; Marialuisa Lugaresi¹; *Vladimiro Pilotti¹; Luca Ferruzzi¹; Alberto Ruffato¹; Frank D'Ovidio²</p> <p>¹Division of Esophageal and Pulmonary Surgery, Villa Maria Cecilia and San Pier Damiano Hospitals, University of Bologna, Bologna, Italy; ²Division of Cardiothoracic Surgery, Columbia University, New York, United States</p>
16:30	068-F	<p>A COMBINED APPROACH OF ENDOBRONCHIAL AND ENDOSCOPIC ULTRASOUND-GUIDED NEEDLE ASPIRATION IN THE RADIOLOGICALLY NORMAL MEDIASTINUM IN NON-SMALL CELL LUNG CANCER STAGING</p> <p>Artur Szlubowski¹; Jerzy Soja²; Marcin Kolodziej¹; *Jolanta Hauer¹; *Lukasz Hauer¹; Witold Sosnicki¹; Juliusz Pankowski³; Anna Obrochta³; Magdalena Jakubiak³; Marcin Zielinski¹</p> <p>¹Department of Thoracic Surgery, Sokolowski Pulmonary Hospital, Zakopane, Poland; ²Department of Medicine, Jagiellonian University, Krakow, Poland; ³Department of Pathology, Sokolowski Pulmonary Hospital, Zakopane, Poland</p>
16:40	069-F	<p>RADICAL OESOPHAGEAL RESECTION CAN USUALLY BE SAFELY MANAGED IN THORACIC SURGERY ENVIRONMENTS WITHOUT ADMISSION TO INTENSIVE CARE UNITS</p> <p>Niall C McGonigle¹; Alastair N Graham¹; *Kieran G McManus¹; Brian Armstrong¹; *James McGuigan¹</p> <p>¹The Royal Victoria Hospital, Belfast, United Kingdom; ²The Royal Victoria Hospital, Belfast, United Kingdom</p>
16:50	070-F	<p>SUPERIOR VENA CAVA RESECTION IN THORACIC MALIGNANCIES. IS PROSTHETIC REPLACEMENT A HIGHER RISK ?</p> <p>*Francesco Leo; Roberto Bellini; Luca Tavecchio; Barbara Conti; Vincenzo Delledonne; Elisa Calabrò; Paolo Girotti; Ugo Pastorino</p> <p>Thoracic Surgery Department, National Cancer Institute, Milan, Italy</p>
17:00	071-F	<p>COMPARISON OF COMPLETE REMISSION RATES AFTER 5-YEAR FOLLOW-UP OF THREE DIFFERENT TECHNIQUES OF THYMECTOMY FOR MYASTHENIA GRAVIS</p> <p>*Marcin Zielinski¹; *Lukasz Hauer¹; *Jolanta Hauer¹; Juliusz. Pankowski¹; Tomasz Nabialek¹; Artur Szlubowski¹</p> <p>Pulmonary Hospital, Zakopane, Poland</p>
17:10	072-F	<p>PREDICTORS OF SURVIVAL IN PATIENTS WITH LOCALLY ADVANCED THYMOMA (MASAOKA STAGE III AND IVA)</p> <p>*Giuseppe Cardillo; Francesco Carleo; Luigi Carbone; Alessia Raffaella De Massimi; Daniele Forcella; Lorenzo Salvadori; Stefano Treggiari; Massimo Martelli</p> <p>Azienda Ospedaliera San Camillo Forlanini, Rome, Italy</p>

TUESDAY, 2 JUNE 2009

17:20	073-F	VIDEO ASSISTED THORACOSCOPIC (VAT) VERSUS OPEN THYMECTOMY FOR EARLY STAGE THYMOMA <u>Sofina Begum</u> ; Haitham Abunasra; Bakri Kaakeh; *Apostolos Nakas; *Antonio Martin-Ucar; *David Waller <i>Glenfield Hospital, Leicester, United Kingdom</i>
17:30 - 18:30	Room Ostrowski	ESTS General Assembly
19:30 - 23:30	Wieliczka Salt Mine	Gala Dinner

WEDNESDAY, 3 JUNE 2009

07:00 - 07:50 Room Rydygier	Breakfast Session 5 - LUNG VATS Lobectomy
07:00 - 07:50 Room Ostrowski	Breakfast Session 6 - OESOPHAGUS Giant Hiatus Hernia
08:00 - 09:00 Room Rydygier	Session 11 - Best Posters (Mixed) Moderated Poster Session (3' presentation + 2' discussion) Chairmen: S. Halezeroglu; K. Athanassiadi (Istanbul, Athens)
08:00	178-P NOVEL SPLIT CHEST TUBE AND CONVENTIONAL THORACIC DRAIN ? PROSPECTIVE COMPARISON *Tanel Laisaar <i>Tartu University Lung Hospital, Tartu, Estonia</i>
08:05	176-P EFFECTS OF THORACIC SURGERY ON CHEST WALL VOLUME REGULATION: EVALUATION BY OPTOELECTRONIC PLETHYSMOGRAPHY. Elisa Meacci ¹ ; Pasciuto Giuliana ¹ ; Giuseppe Maria Corbo ¹ ; Mariella Milazzo ² ; Emilio Gallotta ² ; Stefano Cafarotti ¹ ; *Stefano Margaritora ¹ ; Silvia Sterzi ² ; Salvatore Valente ¹ ; Pierluigi Granone ¹ ¹ <i>Catholic University of Sacred Heart of Rome, Rome, Italy;</i> ² <i>Campus Biomedico University, Rome, Italy</i>
08:10	174-P POSTOPERATIVE PULMONARY COMPLICATIONS FOLLOWING THORACIC SURGERY: COMPARISON OF THREE SCORING SYSTEMS. Paula Agostini ¹ ; Hayley Cieslik ¹ ; Babu Naidu ¹ ; Ehab Bishay ¹ ; Maninder Kalkat ¹ ; *Sridhar Rathinam ¹ ¹ <i>Birmingham Heartlands Hospital, Birmingham, United Kingdom;</i> ² <i>Coventry University, Coventry, United Kingdom</i>
08:15	171-P PNEUMONECTOMIES - TO DRAIN OR NOT TO DRAIN - THAT IS THE QUESTION Kandadai Seshadri Rammohan; Snehal Patel; Eric G Butchart; E N P Kulatilake; Peter A O'Keefe; Margaret Kornaszewska <i>University Hospital of Wales, Cardiff, United Kingdom</i>
08:20	141-P IMPACT OF HISTOLOGICAL GRADING ON SURVIVAL OF LUNG CANCER PATIENTS *Marco Anile¹; *Federico Venuta¹; *Daniele Diso¹; *Tiziano De Giacomo¹; *Edoardo Mercadante²; Domenico Vitolo²; Flavia Longo³; Ylenia Pecoraro²; *Erino Angelo Rendina¹; *Giorgio Furio Coloni¹ ¹ <i>Department of Thoracic Surgery University of Rome Sapienza, Rome, Italy;</i> ² <i>Department of Pathology University of Rome Sapienza, Rome, Italy;</i> ³ <i>Department of Oncology University of Rome Sapienza, Rome, Italy</i>

WEDNESDAY, 3 JUNE 2009

08:25	138-P	<p>NEGATIVE EBUS TBNA - A CHALLENGE TO THE ESTS GUIDELINES</p> <p>*Mark Krasnik¹; Ralf Eberhart²; Felix Herth²</p> <p>¹Dpt. Thoracic and Cardiovasc. Surgery, Rigshospitalet, Copenhagen, Denmark; ²Thoraxklinik Heidelberg, Heidelberg, Germany</p>
08:30	136-P	<p>ASSESSMENT OF CARDIAC FUNCTION BY INTRAOPERATIVE TRANSESOPHAGEAL ECHOCARDIOGRAPHY BEFORE AND AFTER SURGICAL REPAIR OF PECTUS EXCAVATUM</p> <p>Thorsten Krueger; Pierre-Guy Chassot; Michel Christodoulou; Cai Cheng; *Hans-Beat Ris; Lennart Magnusson</p> <p><i>Centre Hospitalier Universitaire Vaudois, Lausanne, Switzerland</i></p>
08:35	135-P	<p>3D-CT VOLUMETRY OF THE LUNG FOR PREDICTING RESIDUAL PULMONARY FUNCTION IN PATIENTS AFTER LUNG RESECTION</p> <p>Noriyasu Usami¹; Toshiki Okasaka¹; Tetsuya Mizuno¹; Noriaki Sakakura¹; Norihisa Oohata¹; Tetsuo Taniguchi¹; Shingo Iwano²; Kohei Yokoi¹</p> <p>¹Division of Thoracic Surgery, Nagoya University Graduate School of Medicine, Nagoya, Japan; ²Department of Radiology, Nagoya University of Graduate School of Medicine, Nagoya, Japan</p>
08:40	117-P	<p>DIFFERENCES BETWEEN NON-SMALL CELL LUNG CANCER PATIENTS WITH N2 AND N3 METASTATIC NODES</p> <p>*Marcin Zielinski¹; *Lukasz Hauer¹; *Jolanta Hauer¹; Juliusz Pankowski²; Tomasz Nabialek³; Artur Szlubowski⁴</p> <p>¹Department of Thoracic Surgery, Pulmonary Hospital, Zakopane, Poland; ²Department of Pathology, Pulmonary Hospital, Zakopane, Poland; ³Department of Anesthesiology and Intensive Care, Pulmonary Hospital, Zakopane, Poland; ⁴Endoscopy Unit, Pulmonary Hospital, Zakopane, Poland</p>
08:45	113-P	<p>MANAGEMENT OF RESIDUAL PLEURAL SPACE AND PERSISTENT AIRLEAK AFTER MAJOR LUNG RESECTION</p> <p>*Kalliopi Athanassiadi¹; Stamatis Kakaris⁴; Penelope Kouki³; Georgia Simou²; Stamatia Pispirigkou¹; Panagiota Dimou¹; Elias Perros²; Achilleas Antonopoulos¹</p> <p>¹Department of Thoracic Surgery, General Hospital of Piraeus, Athens, Greece; ²Department of Pulmonology, General Hospital of Piraeus, Athens, Greece; ³Department of Anaesthesiology, General Hospital of Piraeus, Athens, Greece; ⁴Department of Thoracic Surgery, General Hospital for Chest Diseases, Athens, Greece</p>
08:50	109-P	<p>DEVELOPMENT OF A PORCINE MODEL TO STUDY DONOR LUNG INJURY</p> <p>Caroline Meers¹; Walter De Wever²; Eric Verbeken³; Robin Vos⁴; Shana Wauters¹; Stéphanie Devleeschauwer⁴; Bart Vanaudenaerde⁴; Geert Verleden⁵; *Toni Lerut⁶; *Dirk Van Raemdonck⁶</p> <p>¹Laboratory of Thoracic Surgery, KU Leuven, Leuven, Belgium; ²Department of Radiology, UZ Leuven, Leuven, Belgium; ³Department of Pathology, UZ Leuven, Leuven, Belgium; ⁴Laboratory of Pneumology, KU Leuven, Leuven, Belgium; ⁵Department of Pneumology, UZ Leuven, Leuven, Belgium; ⁶Department of Thoracic Surgery, UZ Leuven, Leuven, Belgium</p>

WEDNESDAY, 3 JUNE 2009

08:55	107-P	<p>CIRCULATING TUMOR CELLS (CTCS) IN PATIENTS WHO UNDERWENT LUNG RESECTION FOR LUNG METASTASES</p> <p><u>Masaki Hashimoto</u>¹; Fumihiro Tanaka¹; Kazue Yoneda¹; Teruhisa Takuwa¹; Seiji Matsumoto¹; Yoshitomo Okumura¹; Nobuyuki Kondo¹; Seiki Hasegawa¹; Toru Tsujimura²; Takashi Nakano³</p> <p>¹<i>Hyogo College of Medicine Department of Thoracic Surgery, Nishinomiya, Japan;</i> ²<i>Hyogo College of Medicine Department of Molecular Pathology, Nishinomiya, Japan;</i> ³<i>Hyogo College of Medicine Division of Respiratory Medicine, Department of Internal Medicine, Nishinomiya, Japan</i></p>
08:00 - 09:00	Room Mikulicz	<p>Session 12 - Video (Mixed) Video session (7' presentation + 3' discussion) Chairmen: T. Molnar; T. Kiefer (Pécs, Konstanz)</p>
08:00	074-V	<p>RESECTION OF THYMOMA WITH TRANSCERVICAL-SUBXIPHOID VATS MAXIMAL THYMECTOMY</p> <p>*<u>Marcin Zielinski</u>; Juliusz Pankowski; Tomasz Nabialek; Artur Szlubowski <i>Pulmonary Hospital, Zakopane, Poland</i></p>
08:10	075-V	<p>VESSEL-LIGASURED LOBECTOMY FOR LUNG CANCER</p> <p>*<u>Carlo Curcio</u>; Maurizio Valente <i>AORN Monaldi UOC 1° Thoracic Surgery, Naples, Italy</i></p>
08:20	076-V	<p>LAPAROSCOPIC/THORACOSCOPIC SURGERY FOR COMPLEX NON AXIAL HIATUS HERNIAS</p> <p>*<u>Sandro Mattioli</u>; Alberto Ruffato; Marialuisa Lugaesi; *Vladimiro Pilotti; Luca Ferruzzi <i>Division of Esophageal and Pulmonary Surgery, Villa Maria Cecilia and San Pier Damiano Hospitals, University of Bologna, Italy, Bologna, Italy</i></p>
08:30	077-V	<p>CHEST WALL AND DIAPHRAGM RESECTION AND RECONSTRUCTION FOR EXTENSIVE CHEST WALL CHONDROSARCOMA</p> <p>*<u>Alberto Oliaro</u>; Claudio Mossetti; *Pier Luigi Filosso; Riccardo Carlo Cristofori; Maria Cristina Bruna; Enrico Ruffini <i>University of Torino - Department of Thoracic Surgery, Torino, Italy</i></p>
08:40	078-V	<p>ENDOMETRIOSIS-RELATED PNEUMOTHORAX AFTER F.I.V.E.T. PROCEDURE</p> <p>*<u>Alessandro Baisi</u>²; <u>Federico Raveglia</u>¹; Andrea Leporati¹; Angelo Maria Calati¹; Ugo Cioffi²</p> <p>¹<i>Azienda Ospedaliera San Paolo, Milano, Italy;</i> ²<i>Università degli Studi di Milano, Milano, Italy</i></p>

WEDNESDAY, 3 JUNE 2009

08:50	079-V	<p>DEMONSTRATION OF DIFFERENT LUNG RESECTION TECHNIQUES WITH THE NEW 1318 NM DIODE LASER (ERASER) IN ONE PATIENT WITH 25 METASTASES OF COLORECTAL CANCER.</p> <p><i>*Axel Rolle; Beata Bis</i> <i>Department of Thoracic and Vascular Surgery, Fachkrankenhaus Coswig, Coswig / Dresden, Germany</i></p>
09:00 - 10:30	Room Rydygier	<p>Joint ERS / ESTS Symposium Mesothelioma</p>
09:00 - 10:30	Room Ostrowski	<p>Joint ISDE / ESTS Symposium Barrett's Oesophagus</p>
10:30 - 11:00	Exhibition Area	<p>Coffee Break</p>
11:00 - 13:00	Room Mikulicz	<p>Session 13 - Mixed Malignant Forum Session (7' presentation - 3' discussion) Chairmen: F. Detterbeck; M. Zielinski (New Haven, Zakopane)</p>
11:00	080-F	<p>QUALITY OF LIFE ASSESSMENT OF PATIENTS 6 MONTHS AFTER LOBECTOMY FOR LUNG CANCER VIA VATS OR THORACOTOMY</p> <p><i>*Volkan Baysungur; *Cagatay Tezel; *Erdal Okur; Burcu Kutlu; Pinar Varer; *Semih Halezeroglu</i> <i>Sureyyapasa Chest Diseases and Thoracic Surgery Teaching Hospital, Istanbul, Turkey</i></p>
11:10	081-F	<p>PULMONARY METASTASECTOMY: THORACOTOMY OR VATS?</p> <p><i>Yong Soo Choi; Jhingook Kim; Kwhanmien Kim; Hong Kwan Kim; Hee Chul Yang; Min Woong Kang; Young Mog Shim</i> <i>Thoracic Surgery, Samsung Medical Center, Sungkyunkwan University School of Medicine, Seoul, Korea (South)</i></p>
11:20	082-F	<p>LONG TERM RESULTS AFTER 1318 NM LASER RESECTIONS IN 415 PATIENTS WITH LUNG METASTASES</p> <p><i>*Axel Rolle; Beata Bis; Barbara Baier</i> <i>Department of Thoracic and Vascular Surgery, Fachkrankenhaus Coswig, Coswig/ Dresden, Germany</i></p>
11:30	083-F	<p>THE ROLE OF INTRATHORACIC, CERVICAL AND RETROCRURAL RESIDUAL TUMOR RESECTION IN THE MANAGEMENT OF NONSEMINOMATOUS GERM CELL CANCER OF TESTICULAR ORIGIN</p> <p><i>*Joachim Schirren¹; Stephan Trainer¹; *Thomas Bergmann¹; Rebekka Schirren¹; Annette Fisseler-Eckhoff²; *Servet Bölükbas¹</i> <i>¹Department of Thoracic Surgery, Dr. Horst Schmidt Kliniken, Wiesbaden, Germany; ²Institutes for Pathology and Cytology, Dr. Horst Schmidt Kliniken, Wiesbaden, Germany</i></p>

WEDNESDAY, 3 JUNE 2009

11:40	084-F	<p>OBESITY IS NOT ASSOCIATED WITH ADVERSE OUTCOME FOLLOWING SURGICAL RESECTION OF ESOPHAGEAL ADENOCARCINOMA</p> <p>Koroush Madani; Ronghua Zhao; *Alan G Casson <i>University of Saskatchewan, Saskatoon, Canada</i></p>
11:50	085-F	<p>MEDIASTINAL STAGING FOR LUNG CANCER: THE INFLUENCE OF BIOPSY VOLUME</p> <p>Elof Nelson¹; Christian Pape¹; Ole Dan Jørgensen¹; Karen Ege Olsen²; Peter Bjørn Licht¹</p> <p>¹<i>Cardiothoracic Surgery, Odense University Hospital, Odense, Denmark;</i> ²<i>Clinical Pathology, Odense University Hospital, Odense, Denmark</i></p>
12:00	086-F	<p>A DIAGNOSTIC YIELD OF ENDOBRONCHIAL ULTRASOUND-GUIDED NEEDLE ASPIRATION IN NON-SMALL CELL LUNG CANCER RESTAGING</p> <p>Artur Szlubowski¹; Jerzy Soja²; Jolanta Hauer¹; Lukasz Hauer¹; Joanna Figura¹; Maciej Narski¹; Juliusz Pankowski³; Anna Obrochta³; Magdalena Jakubiak³; * Marcin Zielinski¹</p> <p>¹<i>Department of Thoracic Surgery, Sokolowski Pulmonary Hospital, Zakopane, Poland;</i> ²<i>Department of Medicine, Jagiellonian University, Krakow, Poland;</i> ³<i>Department of Pathology, Sokolowski Pulmonary Hospital, Zakopane, Poland</i></p>
12:10	087-F	<p>PRIMARY NEUROENDOCRINE TUMORS OF THE THYMUS (THYMIC CARCINOID): A CLINICOPATHOLOGIC AND PROGNOSTIC STUDY IN 19 PATIENTS</p> <p>*Giuseppe Cardillo¹; Paul Marinus²; Stefano Treggiari¹; Michele Giovanni Lopergolo¹; Alessia Raffaella De Massimi¹; Francesco Carleo¹; Massimo Martelli¹</p> <p>¹<i>Unit of Thoracic Surgery, S. Camillo-Forlanini Hospital, Rome, Italy;</i> ²<i>Departments of Surgery, VU University Medical Center, Amsterdam, Netherlands</i></p>
12:20	088-F	<p>EXTENDED SURGERY FOR LOCALLY ADVANCED MASAOKA STAGE III AND IVA EPITHELIAL THYMIC TUMORS</p> <p>*Pascal A Thomas; *Delphine Trousse; Xavier B D'Journo; *Christophe Doddoli; Roger Giudicelli; *Pierre A Fuentes</p> <p><i>Sainte Marguerite University Hospital - Department of Thoracic Surgery, Marseille, France</i></p>
12:30	089-F	<p>POSTOPERATIVE ONCOLOGY REFERRAL PATTERNS AND ADJUVANT TREATMENT OF PATIENTS UNDERGOING CURATIVE RESECTIONS FOR NON SMALL CELL LUNG CANCER IN A REGIONAL THORACIC CENTRE</p> <p>Remananda Krishnanand Paj; Sridhar Rathinam; Vishnu Sharma; Ehab Bishay; Richard Steyn; Pala Babu Rajesh; Maninder Kalkat</p> <p><i>Birmingham Heartlands Hospital, Birmingham, United Kingdom</i></p>

WEDNESDAY, 3 JUNE 2009

12:40	090-F	<p>ILK-POSITIVE NSCLC PATIENTS BEAR A HIGHER RISK OF DISTANT RECURRENCE</p> <p>*Stefan B. Watzka¹; Markus Marcher¹; Irene Rauscher-Poetsch¹; Ulrike Setinek²; Guenter Weigel³; *Michael R. Mueller¹</p> <p>¹Karl Landsteiner Institute for Thoracic Oncology, Division of Thoracic Surgery, Otto Wagner Hospital, Vienna, Austria;</p> <p>²Division of Pathology, Otto Wagner Hospital, Vienna, Austria;</p> <p>³Clinical Biochemistry, Department of Surgery, Medical University of Vienna, Vienna, Austria</p>
12:50	091-F	<p>LATE IMPACT OF LOBECTOMY FOR NSCLC IN RESPIRATORY FUNCTION OF OCTOGENARIAN PATIENTS WITH COPD</p> <p>Cristian Rapicetta; *Luca Voltolini; Stefano Bongiolatti; Sara Tenconi; Felice Granato; Mariasole Gallazzi; Piero Paladini; Claudia Ghiribelli; *Giuseppe Gotti</p> <p><i>Thoracic Surgery Unit, Siena, Italy</i></p>
11:00 - 13:00		<p>Session 14 - Mixed Benign</p> <p>Forum Session (7' presentation - 3' discussion)</p> <p>Chairmen: C. Gebitekin; J. Furak (Bursa, Szeged)</p>
11:00	092-F	<p>ENDOTHELIALIZATION OF A POLY-METHYL-PENTENE GAS-EXCHANGE MEMBRANE</p> <p>Bettina Wiegmann¹; Christian Hess²; Andres Hilfiker²; Ulrich Martin²; Axel Haverich¹; *Stefan Fischer¹</p> <p>¹Departement for Cardiac, Thoracic, Transplant and Vascular Surgery, Hannover, Germany;</p> <p>²Leibniz Research Laboratories for Biotechnology and Artificial Organs, Hannover, Germany</p>
11:10	093-F	<p>A SIMPLE EXERCISE TEST TO PREDICT POSTOPERATIVE MORBIDITY AFTER ANATOMICAL LUNG RESECTION</p> <p>*Gonzalo Varela; *Nuria M Novoa; Esther Ballesteros; Ricardo Oliveira; *Marcelo F Jiménez; Jose Luis Aranda</p> <p><i>Thoracic Surgery Service Salamanca University Hospital, Salamanca, Spain</i></p>
11:20	094-F	<p>ROLE OF PREOPERATIVE FUNCTIONAL EVALUATION IN THE SURGICAL TREATMENT OF UNCOMPLICATED BULLOUS EMPHYSEMA</p> <p>*Giovanni Vicidomini; Paolo Laperuta; Luigi Busiello; Anna Perrone; Filomena Napolitano; Gaetana Messina; *Alfonso Fiorelli; *Mario Santini</p> <p><i>Thoracic Surgery, Second University of Naples, Naples, Italy</i></p>
11:30	095-F	<p>CATAMENIAL PNEUMOTHORAX: A PUZZLING ENTITY.</p> <p>*Delphine S Trousse; Bastien Orsini; *Christophe Doddoli; Francois Prima; Roger Giudicelli; *Pierre A Fuentes; *Pascal A Thomas</p> <p><i>Sainte Marguerite University Hospital - Department of Thoracic Surgery, Marseille, France</i></p>

WEDNESDAY, 3 JUNE 2009

11:40	096-F	<p>QUALITY OF LIFE AFTER PULMONARY METASTASECTOMY: A CENTER-BASED PROSPECTIVE TRIAL</p> <p>*Alexandra Schwan; *Stefan Welter; *Jan Jacobs; *Georgios Stamatidis <i>Ruhrlandclinic, Department for Thoracic Surgery and Thoracic Endoscopy, Essen, Germany</i></p>
11:50	097-F	<p>"STRIPPING" FOR THE PREVENTION OF PROLONGED AIR LEAK - IS THERE A FUTURE IN THE PAST?</p> <p>Oral Akin; *Erdal Tasci; Senol Urek; Guven Olgac; *Cemal Asim Kutlu <i>Sureyyapasa Chest Diseases and Thoracic Surgery Teaching and Research Hospital, Istanbul, Turkey</i></p>
12:00	098-F	<p>THE AUTOLOGOUS PLEURAL BUTTRESSING OF STAPLE LINES IN SURGERY FOR EMPHYSEMA AND BULLOUS LUNG DISEASE: A PATIENT-CONTROL STUDY</p> <p>*Volkan Baysungur; *Cagatay Tazel; *Gokhan Ergene; Goksem Sevilgen; *Erdal Okur; *Semih Halezeroglu <i>Sureyyapasa Chest Diseases and Thoracic Surgery Teaching Hospital, Istanbul, Turkey</i></p>
12:10	099-F	<p>THE INTRATHORACIC VACUUM ASSISTED CLOSURE (VAC) DEVICE AS TOOL TO CONTROL THORACIC SEPSIS</p> <p>Alend Saadi¹; *Jean Yannis Perentes¹; Michel Gonzalez¹; Adrien Tempia-Caliera²; Nicolas Demartines²; * Hans-Beat Ris¹; *Thorsten Krueger¹</p> <p>¹<i>Division of Thoracic and Vascular Surgery, Centre Hospitalier Universitaire Vaudois (CHUV), Lausanne, Switzerland;</i> ²<i>Departement of Visceral Surgery, Centre Hospitalier Universitaire Vaudois (CHUV), Lausanne, Switzerland</i></p>
12:20	100-F	<p>VATS DEBRIDMENT AND FIBRINOLYSIS IN PARAPNEUMONIC EFFUSION OR EMPYEMAS: SINGLE INSTITUTION EXPERIENCE</p> <p>*Claudio Della Pona; Casimiro Eugenio Giorgetta; Alessandro Marolla; Mario Robustellini <i>General Thoracic Surgery Unit Ospedale "E.Morelli", Sondalo, Italy</i></p>
12:30	101-F	<p>SURGICAL MANAGEMENT OF PRIMARY EMPYEMA OF THE PLEURAL CAVITY: OUTCOME OF EIGHTY ONE PATIENTS.</p> <p>Yousef Shahin; *John Duffy; *David Beggs; *Edward Black; *Andrzej Majewski <i>Nottingham University Hospitals, Nottingham, United Kingdom</i></p>
12:40	102-F	<p>THORACOTOMY IN THORACIC INJURIES: RESULTS OF A TERTIARY REFERRAL HOSPITAL</p> <p>*Mehmet Oguzhan Özyurtkan; *Akin Eraslan Balci; Muharrem Cakmak <i>Department of Thoracic Surgery, Firat University Medical Faculty, Elazig, Turkey</i></p>

WEDNESDAY, 3 JUNE 2009

12:50	103-F	"CONSERVATIVE" SURGICAL TREATMENT OF LUNG ABSCESS *Ioannis Gakidis; Petros Mihos; Christos Chatziantoniou <i>General Hospital of Attica KAT, Department of Thoracic Surgery, Athens, Greece</i>
13:00	Adjourn	We look forward to welcoming you in Valladolid, Spain for the 18th European Conference On General Thoracic Surgery , 30 May - 2 June 2010
12:00 - 17:00	Seminar Room	Thoracic Exams organised by the UEMS European Board of Thoracic and Cardiovascular Surgeons Chairman: T. Orłowski

▶ POSTER SESSIONS

SUNDAY, 31 MAY 2009

08:30 - 17:30 Foyer 1 st level		Sunday Posters ESTS Greek Pioneer Prize (500 €) for best poster displayed
S-P1	104-P	<p>SEVERITY OF PECTUS EXCAVATUM INFLUENCE THE CONSUMPTION OF OPIOID ANALGESICS FOLLOWING MINIMALLY INVASIVE CORRECTION OF PECTUS EXCAVATUM - A SINGLE-CENTER STUDY OF 236 PATIENTS</p> <p>Kasper Grosen¹; *Hans K. Pilegaard²; Mogens P. Jensen³</p> <p>¹<i>Institute of Public Health, Studies in Health Science, Aarhus University, Aarhus, Denmark;</i></p> <p>²<i>Department of Cardiothoracic and Vascular Surgery, Aarhus University Hospital, Skejby, Aarhus, Denmark;</i></p> <p>³<i>Department of Rheumatology, Aarhus University Hospital, NBG, Aarhus, Denmark</i></p>
S-P2	105-P	<p>EFFECTS OF A LUNG SEALANT SYSTEM ON MORBIDITY AFTER PLEURAL DECORTICATION FOR EMPYEMA THORACIS: A PROSPECTIVE RANDOMISED, BLINDED STUDY</p> <p>*Luca Bertolaccini¹; Paraskevas Lyberis¹; Emilpaolo Manno²; Ferdinando Massaglia¹</p> <p>¹<i>Maria Vittoria Hospital, Division of General Thoracic Surgery, Turin, Italy;</i></p> <p>²<i>Maria Vittoria Hospital, Division of Anaesthesiology, Turin, Italy</i></p>
S-P3	106-P	<p>TRANSAXILLARY APPROACH THORACIC OUTLET SYNDROME: RESULTS OF SURGERY AND MANAGEMENT OF COMPLICATIONS</p> <p>Yekta Altumur Karamustafaoglu; Ilkay Yavasman; Taner Tarladacalisir; Rustem Mamedov; *Yener Yoruk</p> <p><i>Trakya University Faculty of medicine, Department of thoracic surgery, Edirne, Turkey</i></p>
S-P4	107-P	<p>CIRCULATING TUMOR CELLS (CTCS) IN PATIENTS WHO UNDERWENT LUNG RESECTION FOR LUNG METASTASES</p> <p>Masaki Hashimoto¹; Fumihiro Tanaka¹; Kazue Yoneda¹; Teruhisa Takuwa¹; Seiji Matsumoto¹; Yoshitomo Okumura¹; Nobuyuki Kondo¹; Seiki Hasegawa¹; Toru Tsujimura²; Takashi Nakano³</p> <p>¹<i>Hyogo College of Medicine Department of Thoracic Surgery, Nishinomiya, Japan;</i></p> <p>²<i>Hyogo College of Medicine Department of Molecular Pathology, Nishinomiya, Japan;</i></p> <p>³<i>Hyogo College of Medicine Division of Respiratory Medicine, Department of Internal Medicine, Nishinomiya, Japan</i></p>
S-P5	108-P	<p>CLINICAL USEFULNESS OF ALPHA-B CRYSTALLIN ANTIBODIES IN NSCLC PATIENTS PLASMA AS A MARKER OF LYMPHOGENIC SPREAD</p> <p>Radostina Vlaeva Cherneva¹; *Danail Borisov Petrov²; Draga Ivanova Toncheva⁴; Ognian Borisov Georgiev¹; Nedka Lyubomirova Trifonova³</p> <p>¹<i>Medical Academy, Department of Pneumology, Sofia, Bulgaria;</i> ²<i>Medical Academy, Thoracic Surgery Department, Sofia, Bulgaria;</i> ³<i>Medical Academy, Department of Biology, Sofia, Bulgaria;</i> ⁴<i>Medical Academy, Department of Genetics, Sofia, Bulgaria</i></p>

SUNDAY, 31 MAY 2009

S-P6 109-P	<p>DEVELOPMENT OF A PORCINE MODEL TO STUDY DONOR LUNG INJURY Caroline Meers¹; Walter De Wever²; Eric Verbeken³; Robin Vos⁴; Shana Wauters¹; Stéphanie Devleeschauwer⁴; Bart Vanaudenaerde⁴; Geert Verleden⁵; *Toni Lerut⁶; *Dirk Van Raemdonck⁶</p> <p>¹Laboratory of Thoracic Surgery, KU Leuven, Leuven, Belgium; ²Department of Radiology, UZ Leuven, Leuven, Belgium; ³Department of Pathology, UZ Leuven, Leuven, Belgium; ⁴Laboratory of Pneumology, KU Leuven, Leuven, Belgium; ⁵Department of Pneumology, UZ Leuven, Leuven, Belgium; ⁶Department of Thoracic Surgery, UZ Leuven, Leuven, Belgium</p>
S-P7 110-P	<p>IS A THORACIC TUBE LIABLE TO INFECTION: ANALYSIS OF INFECTION PATTERNS AND ANTIBIOTIC USE FOLLOWING CHEST TUBE INSERTION IN 500 PATIENTS IN A MAJOR TRAUMA CENTER Peter Thr. Mihos; Christos Chatziantoniou; *John Gakidis; Christos Baltas; Kostas Ingoglou; Penelopi Evangelopoulou; Dimitris Doltsiniadis General Hospital of Attica KAT, Athens, Greece</p>
S-P8 111-P	<p>OPEN-WINDOW THORACOSTOMY AND THORACOMYOPLASTY IN THE TREATMENT OF EMPYEMA AFTER PULMONARY RESECTION *Begoña Gregorio¹; *Mariano García Yuste¹; *José Luis Duque¹; José María Matilla¹; *Félix Heras¹; Manuel Castanedo¹; *Guillermo Ramos²; *Sara Cabanyes¹; Angel Cilleruelo¹</p> <p>¹University Hospital Valladolid, Valladolid, Spain; ²School of Medicine Valladolid, Valladolid, Spain</p>
S-P9 112-P	<p>THE EXPRESSION OF INTEGRIN-LINKED KINASE AND THE PROGNOSIS OF MALIGNANT PLEURAL MESOTHELIOMA *Stefan B. Watzka¹; Ralf Burgstaller¹; Ulrike Setinek²; Gerhard Dehler³; Martin Toetsch⁴; Tatjana Fleck⁵; Guenter Weiger⁶; *Michael R. Mueller¹</p> <p>¹Karl Landsteiner Institute for Thoracic Oncology, Division of Thoracic Surgery, Otto Wagner Hospital, Vienna, Austria; ²Division of Thoracic Surgery, Otto Wagner Hospital, Vienna, Austria; ³Division of Pathology, Medical University of Vienna, Vienna, Austria; ⁴Division of Pathology, Essen University Hospital, Essen, Germany; ⁵Division of Cardiothoracic Surgery, Medical University of Vienna, Vienna, Austria; ⁶Clinical Biochemistry, Department of Surgery, Medical University of Vienna, Vienna, Austria</p>
S-P10 113-P	<p>MANAGEMENT OF RESIDUAL PLEURAL SPACE AND PERSISTENT AIRLEAK AFTER MAJOR LUNG RESECTION *Kalliopi Athanassiadi¹; Stamatis Kakaris⁴; Penelope Kouki³; Georgia Simou²; Stamatia Pispirigkou¹; Panagiota Dimou³; Elias Perros²; Achilleas Antonopoulos¹</p> <p>¹Department of Thoracic Surgery, General Hospital of Piraeus, Athens, Greece; ²Department of Pulmonology, General Hospital of Piraeus, Athens, Greece; ³Department of Anaesthesiology, General Hospital of Piraeus, Athens, Greece; ⁴Department of Thoracic Surgery, General Hospital for Chest Diseases, Athens, Greece</p>

SUNDAY, 31 MAY 2009

S-P11	114-P	<p>THE USE OF THOPEZ PUMP IN THE MANAGEMENT OF AIR LEAKS. A TRANSITION FROM ANALOGUE TO STANDARDISED DIGITAL SCORING. EXPERIENCE OF FIRST 100 CASES FROM A SINGLE INSTITUTION</p> <p>*Kostas Papagiannopoulos; Madhan Kuppusami; *Manolis Kefaloyanis <i>SJUH, Leeds, United Kingdom</i></p>
S-P12	115-P	<p>OPERATIVE STABILIZATION OF TRAUMATIC RIB FRACTURES BY TITANIUM MATERIAL: ANALYSIS OF 40 CASES</p> <p>*Akin Eraslan Balci; *Mehmet Oguzhan Özyurtkan; Ibrahim Ethem Özsoy <i>Department of Thoracic Surgery, Firat University Medical Faculty, Elazig, Turkey</i></p>
S-P13	116-P	<p>CLINIC AND SURGICAL SPECIFICATIONS OF ADULT UNILATERAL DIAPHRAGMATIC EVENTRATION ACCORDING TO THEIR ETIOLOGY IN 20-PATIENTS: IMPORTANCE OF USING DIAPHRAGMATIC PATCH AND MINIMAL THORACOTOMY INCISION</p> <p>*Akin Eraslan Balci; *Mehmet Oguzhan Özyurtkan <i>Department of Thoracic Surgery, Firat University Medical Faculty, Elazig, Turkey</i></p>
S-P14	117-P	<p>MAGE-A3 ANTIGEN-SPECIFIC CANCER IMMUNOTHERAPEUTIC (ASCI) AS ADJUVANT THERAPY IN RESECTED STAGE IB/II NON-SMALL CELL LUNG CANCER (NSCLC): FROM PROOF-OF-CONCEPT TO PHASE III TRIAL (MAGRIT)</p> <p>*Marcin Zielinski¹; Johan Vansteenkiste²; *Albert Linder³; *Jubrail Dahabreh⁴; Emilio Esteban⁵; Wojciech Malinowski⁶; Jacek Jassem⁷; *Bernward Passlick⁸; Marta Lopez Brea⁹; Channa Debruyne¹⁰</p> <p>¹<i>Department of Thoracic Surgery, Pulmonary Hospital, Zakopane, Poland;</i> ²<i>Respiratory Oncology Unit, University Hospital, Leuven, Belgium;</i> ³<i>Klinikum Bremen-Ost, Bremen, Germany;</i> ⁴<i>Medical Centre, Athens, Greece;</i> ⁵<i>Hospital Central de Asturias, Oviedo, Spain;</i> ⁶<i>Szpital Kopernika, Tuszyn, Poland;</i> ⁷<i>Klinika Onkologii Radioterapii, Gdansk, Poland;</i> ⁸<i>University Klinik, Freiburg, Germany;</i> ⁹<i>Hospital Marqués de Valdecilla, Santander, Spain;</i> ¹⁰<i>GlaxoSmithKline Biologicals, Rixensart, Belgium</i></p>
S-P15	118-P	<p>WAR AND THORACIC SURGERY: KABUL EXPERIENCE</p> <p>Pietro Rinaldi¹; Cristiano Primiceri¹; Miriam Estors Guerrero²; Rafael Esturi Navarro³; Jose Marcelo Galbis Caravajal²; Gino Volpato¹</p> <p>¹<i>University of Pavia School of Medicine, Pavia, Italy;</i> ²<i>Hospital Universitario La Ribera Department of Thoracic Surgery, Valencia, Spain;</i> ³<i>Hospital Universitario La Ribera Division of Anesthesia, Valencia, Spain</i></p>

SUNDAY, 31 MAY 2009

S-P16	119-P	<p>INTRATHECAL MORPHINE: EFFECTS ON INTRAOPERATIVE ANAESTHETIC REQUIREMENTS AND RECOVERY PERIOD IN THORACIC SURGERY</p> <p>Aise Moustafa; Lale Yuceyar; Cem Sayilgan; Hulya Erolcay; Ahmet Demirkaya; *Kamil Kaynak</p> <p><i>Istanbul University, Cerrahpasa Faculty of Medicine, Department of Anaesthesiology and Intensive Care, Department of Toracic Surgery, Istanbul, Turkey</i></p>
S-P17	120-P	<p>TREATMENT OF MULTILOCULATED EMPYEMA THORACIS WITH MINIMALLY INVASIVE METHODS</p> <p>Muzaffer Metin⁵; Ali Yeginsu⁴; Adnan Sayar⁵; Okan Solak¹; Süha Alzafer⁶; Akif Ozgul²; Unal Erkorkmaz³; *Atilla Gurses⁵</p> <p><i>¹Kocatepe University School of Medicine Department of Thoracic Surgery, Afyonkarahisar, Turkey;</i> <i>²Yedikule Chest Disease and Chest Surgery Teaching Hospital, Division of Chest Disease, Istanbul, Turkey;</i> <i>³Gaziosmanpasa University School of Medicine Department of Biostatistics, Tokat, Turkey;</i> <i>⁴Gaziosmanpasa University School of Medicine Department of Thoracic Surgery, Tokat, Turkey;</i> <i>⁵Yedikule Chest Disease and Chest Surgery Teaching Hospital, 1st Chest Surgery Clinic, Istanbul, Turkey;</i> <i>⁶Acibadem Hospital Division of Chest Disease, Istanbul, Turkey</i></p>
S-P18	121-P	<p>REPAIR BY THORACOTOMY IN 15 PATIENTS WITH TRAUMATIC DIAPHRAGMATIC HERNIA: RESULTS OF USING LIMITED INCISION AND DIAPHRAGMATIC GRAFT</p> <p>*Akin Eraslan Balci; *Mehmet Oguzhan Özyurtkan; Semih Kocyigit</p> <p><i>Department of Thoracic Surgery, Firat University Medical Faculty, Elazig, Turkey</i></p>
S-P19	122-P	<p>RESULTS OF NUSS RECONSTRUCTION AT YOUNGER ADULTS</p> <p>*Attila Vagvolgyi; Akos Kocsis; *Laszlo Agocs; *Pal Vadasz; *Zoltan Heiler; *Attila Csekeo</p> <p><i>Koranyi National Institute of Tuberculosis and Pulmonology, Department of Thoracic Surgery, Budapest, Hungary</i></p>
S-P20	123-P	<p>PERSISTENT PAIN AND DYSFUNCTION CAN HAVE LONG TERM EFFECTS ON WORK AND LEISURE ACTIVITIES FOLLOWING CHEST TRAUMA.</p> <p>*Kieran McManus</p> <p><i>Royal Victoria Hospital, Belfast, United Kingdom</i></p>

SUNDAY, 31 MAY 2009

S-P21	124-P	<p>LONG-TERM RESULTS OF PECTUS EXCAVATUM REPAIR IN ADULTS USING THE NUSS TECHNIQUE</p> <p>*Javier Moradiellos; Jose Luis Campo-Cañaveral; Silvana Crowley; Mar Cordoba; *David Gomez; Andres Varela <i>Thoracic Surgery Department. Puerta de Hierro University Hospital, Majadahonda, Spain</i></p>
S-P22	125-P	<p>MULTIMODALITY TREATMENT OF PANCOAST TUMOR: RESULTS OF A SINGLE INSTITUTION EXPERIENCE</p> <p>*Giuseppe Marulli; Cristiano Breda; Andrea Zuin; Monica Loy; Adolfo G Favaretto²; Lucio Loreggian³; Francesco Sartori; *Federico Rea ¹<i>Department of Cardio-Thoracic Sciences-University of Padova, Padova, Italy;</i> ²<i>Oncology-Istituto Oncologico Veneto, Padova, Italy;</i> ³<i>Radiotherapy-Istituto Oncologico Veneto, Padova, Italy</i></p>
S-P23	126-P	<p>THE UNEXPECTED DETRIMENTAL EFFECT OF ISOCAPNIC HYPERPNEA TRAINING PROGRAM BEFORE LUNG RESECTION</p> <p>Elisa Calabrò; Barbara Conti; Vincenzo Delledonne; Luca Tavecchio; Vittorio Amedeo Bedini; Massimo Guglielmetti; Massimo Francese; *Francesco Leo; Ugo Pastorino <i>Thoracic Surgery Department, National Cancer Institute, Milan, Italy</i></p>
S-P24	127-P	<p>PREDICTING RISK IN PULMONARY SURGERY. DO THORACOSCORE AND ESOS.O1 MODELS REFLECT THE OUTCOMES OF A HIGH-RISK SURGICAL PRACTICE?</p> <p>Ayo Meduoye; Rajani Annamaneni; *Antonio Martin-Ucar <i>Glenfield Hospital, University of Leicester Hospitals Trust, Department of Thoracic Surgery, Leicester, United Kingdom</i></p>
S-P25	128-P	<p>EARLY RESULTS FOLLOWING THE MINIMALLY INVASIVE REPAIR OF PECTUS CARINATUM DEFORMITY USING A NEWLY DESIGNED BAR : A TWO INSTITUTION EXPERIENCE</p> <p>*Mustafa Yuksef; Ahmet Onen²; *Korkut Bostanci; Gun Murat Eyuboglu²; Riza Serdar Evman; * Nezhir Ozdemir² ¹<i>Marmara University Faculty of Medicine Department of Thoracic Surgery, Istanbul, Turkey;</i> ²<i>Dokuz Eylul University Faculty of Medicine Department of Thoracic Surgery, Izmir, Turkey</i></p>
S-P26	129-P	<p>USE OF LACTOSORB® IN THE SURGICAL CORRECTION OF PECTUS CARINATUM.</p> <p>*Hans K Pilegaard; Thais Pedersen <i>Aarhus University Hospital, Skejby, Aarhus, Denmark</i></p>

SUNDAY, 31 MAY 2009

S-P27	130-P	<p>USE OF THE REVERSED LATISSIMUS DORSI FLAP FOR SUPPURATED DEFECTS IN THE INFERIOR PART OF THE CHEST</p> <p><i>*Petre Vlah-Horea Botianu; Adrian Cristian Dobrica; *Alexandru Mihail Botianu Surgical Clinic 4 University of Medicine and Pharmacy, Targu-Mures, Romania</i></p>
S-P28	131-P	<p>TRANSTHORACIC APPROACH IN THE REPAIR OF MORGAGNI HERNIA</p> <p><i>*Johannes Cárdenas-Gómez; *Ramón Vicente-Verdú; Yury Bellido-Reyes; Elena Corpa-Rodríguez; Juan Carlos Vázquez-Pelillo; José Luís Gil-Alonso; Joaquín Sánchez-García-Girón; *Prudencio Díaz-Agero Thoracic Surgery Department, University Hospital La Paz, Madrid, Spain</i></p>
S-P29	132-P	<p>MINIMALLY INVASIVE REPAIR OF RECURRENT PECTUS EXCAVATUM FOLLOWING UNSUCCESSFUL OPEN SURGICAL PROCEDURES</p> <p><i>*Mustafa Yuksel; *Korkut Bostanci; Riza Serdar Evman; Bedrettin Yildizeli Marmara University Faculty of Medicine Department of Thoracic Surgery, Istanbul, Turkey</i></p>
S-P30	133-P	<p>SURVIVAL IN SOLITARY STERNAL METASTASIS FROM BREAST CANCER: SURGICAL APPROACH AND CLINICAL OUTCOME</p> <p><i>*Emmanuel Kefaloyannis; Kalyana Javangula; *James Andrew Thorpe; *Kostas Papagiannopoulos St James University Hospital, Leeds, United Kingdom</i></p>

MONDAY, 1 JUNE 2009

08:30 - 17:30 Foyer 1 st level		Monday Posters ESTS Greek Pioneer Prize (500 €) for the best poster displayed
M-P1	134-P	<p>SURGICAL TREATMENT OF MULTIORGANIC END-STAGE DISEASE: EXPERIENCE WITH COMBINED DOUBLE LUNG AND LIVER TRANSPLANTATION</p> <p>*Paula Moreno¹; *Antonio Álvarez¹; Jennifer Illana¹; José Ramón Cano¹; Dionisio Espinosa¹; Francisco Cerezo¹; Carlos Baamonde¹; Pedro López Cillero²; Francisco Santos¹; Ángel Salvatierra¹</p> <p>¹Department of Thoracic Surgery and Lung Transplantation Unit, Córdoba, Spain; ²Department of General Surgery, Córdoba, Spain</p>
M-P2	135-P	<p>3D-CT VOLUMETRY OF THE LUNG FOR PREDICTING RESIDUAL PULMONARY FUNCTION IN PATIENTS AFTER LUNG RESECTION</p> <p>Noriyasu Usami¹; Toshiki Okasaka¹; Tetsuya Mizuno¹; Noriaki Sakakura¹; Norihisa Oohata¹; Tetsuo Taniguchi¹; Shingo Iwano²; Kohei Yokoi¹</p> <p>¹Division of Thoracic Surgery, Nagoya University Graduate School of Medicine, Nagoya, Japan; ²Department of Radiology, Nagoya University of Graduate School of Medicine, Nagoya, Japan</p>
M-P3	136-P	<p>ASSESSMENT OF CARDIAC FUNCTION BY INTRAOPERATIVE TRANSESOPHAGEAL ECHOCARDIOGRAPHY BEFORE AND AFTER SURGICAL REPAIR OF PECTUS EXCAVATUM</p> <p>Thorsten Krueger¹; Pierre-Guy Chassot¹; Michel Christodoulou¹; Cai Cheng¹; *Hans-Beat Ris¹; Lennart Magnusson¹</p> <p>Centre Hospitalier Universitaire Vaudois, Lausanne, Switzerland</p>
M-P4	137-P	<p>LOBECTOMY WITH PULMONARY ARTERY RECONSTRUCTION VS. PNEUMONECTOMY: SURGERY FOR HILAR NON SMALL CELL LUNG CANCER (NSCLC)</p> <p>*Alper Toker¹; Serhan Tanju¹; Suat Erus¹; Erkan Kaba¹; Dilek Yilmazbayhan²; Yasemin Ozluk²; Sukru Dilege¹</p> <p>¹Istanbul University Istanbul Medical School Department of Thoracic Surgery, Istanbul, Turkey; ²Istanbul University Istanbul Medical School Department of Pathology, Istanbul, Turkey</p>
M-P5	138-P	<p>NEGATIVE EBUS TBNA - A CHALLENGE TO THE ESTS GUIDELINES</p> <p>*Mark Krasnik¹; Ralf Eberhart²; Felix Herth²</p> <p>¹Dpt. Thoracic and Cardiovasc. Surgery, Rigshospitalet, Copenhagen, Denmark; ²Thoraxklinik Heidelberg, Heidelberg, Germany</p>

MONDAY, 1 JUNE 2009

M-P6	139-P	<p>PET SCAN/COMPUTED TOMOGRAPHY AND CONTRAST ENHANCED COMPUTED TOMOGRAPHY: THEIR ROLE IN PREDICTING THE NATURE OF THYMIC NEOPLASMS</p> <p>*Domenico Galetta¹; Piergiorgio Solliti; Laura Travaini²; Giuseppe Trifiro²; Francesco Petrella¹; Alessandro Borri¹; Roberto Gasparri¹; *Lorenzo Spaggiari¹</p> <p>¹Division of Thoracic Surgery, European Institute of Oncology, Milan, Italy; ²Division of Nuclear Medicine, European Institute of Oncology, Milan, Italy</p>
M-P7	140-P	<p>EGFR STATUS OF METASTASES OF NSCLC CORRESPONDS TO THE PRIMARY TUMOR</p> <p>*Stefan B. Watzka¹; Patrick Nierlich¹; Ulrike Setinek²; Wolfgang J. Koestler³; *Michael R. Mueller¹; Johannes Attems²</p> <p>¹Karl Landsteiner Institute for Thoracic Oncology, Division of Thoracic Surgery, Otto Wagner Hospital, Vienna, Austria; ²Division of Pathology, Otto Wagner Hospital, Vienna, Austria; ³Division of Oncology, Department of Medicine I, Medical University of Vienna, Vienna, Austria</p>
M-P8	141-P	<p>IMPACT OF HISTOLOGICAL GRADING ON SURVIVAL OF LUNG CANCER PATIENTS</p> <p>*Marco Anile¹; *Federico Venuta¹; *Daniele Diso¹; *Tiziano De Giacomo¹; *Edoardo Mercadante¹; Domenico Vitolo²; *Flavia Longo³; Ylenia Pecoraro¹; *Erino Angelo Rendina¹; *Giorgio Furio Coloni¹</p> <p>¹Department of Thoracic Surgery University of Rome Sapienza, Rome, Italy; ²Department of Pathology University of Rome Sapienza, Rome, Italy; ³Department of Oncology University of Rome Sapienza, Rome, Italy</p>
M-P9	142-P	<p>PNEUMONECTOMY DUE TO LUNG CANCER RESULTS IN MORE PRONOUNCED ACTIVATION OF COAGULATION SYSTEM THAN LOBECTOMY</p> <p>Joanna Swiniarska¹; Ewa Zekanowska³; *Maciej Dancewicz²; Mariusz Bella²; *Tomasz Szczesny¹; *Janusz Kowalewski²</p> <p>¹Department of Thoracic Surgery and Tumors, Oncology Center, Bydgoszcz, Poland; ²Department and Clinic of Thoracic Surgery and Tumours, Collegium Medicum of Nicolaus Copernicus University in Torun, Bydgoszcz, Poland; ³Department of Pathophysiology, Collegium Medicum of Nicolaus Copernicus University in Torun, Bydgoszcz, Poland</p>
M-P10	143-P	<p>EFFECT OF ISCHEMIC PRECONDITIONING ON OXIDATIVE STRESS AND NITRIC OXIDE SYNTHESIS IN A LUNG AUTO-TRANSPLANT MODEL</p> <p>*Carlos Simón¹; Guillermo González-Casaurrán¹; Leire Azcárate¹; Elena Vara²; Cruz García²; Ignacio Garutti³; Jesús Isea¹; *Nicolás Moreno¹; *Rafael Peñalver¹; *Federico González-Aragoneses¹</p> <p>¹Department of Thoracic Surgery, Gregorio Marañón University General Hospital, Madrid, Spain; ²Department of Biochemistry and Molecular Biology III, Faculty of Medicine, Complutense University of Madrid, Madrid, Spain; ³Department of Anesthesiology, Gregorio Marañón University General Hospital, Madrid, Spain</p>

MONDAY, 1 JUNE 2009

M-P11	144-P	<p>TRANSCERVICAL THYMECTOMY WITH PARTIAL STERNAL SPLIT IN THE TREATMENT OF MYASTHENIA GRAVIS</p> <p>*Alberto Oliaro; Maria Cristina Bruna; *Pier Luigi Filosso; Enrico Ruffini <i>University of Torino-Department of Thoracic Surgery, Torino, Italy</i></p>
M-P12	145-P	<p>A NEW METHOD TO AID IN EVALUATION OF PATIENTS WITH LUNG CANCER BEFORE LUNG RESECTION SURGERY - PRELIMINARY STUDY</p> <p>Sedat Altin; Sinem Nedime Sökücü; Nurdan Simsek Veske; Levent Karasulu; Ekrem Cengiz Seyhan; Erdogan Çetinkaya <i>Yedikule Chest Disease and Thoracic Surgery Research and Education Hospital, Istanbul, Turkey</i></p>
M-P13	146-P	<p>LONG TERM RESULTS AFTER VIDEO-ASSISTED THORACIC SURGERY (VATS) THYMECTOMY IN PATIENTS WITH NONTHYMOMATOUS MYASTHENIA GRAVIS</p> <p>*Cezary Piwkowski¹; Bartłomiej Galecki¹; Mariusz Kasprzyk¹; Krystian Pawlak¹; *Paweł Zielinski¹; Lukasz Gasiorowski¹; Piotr Gabryel¹; Joanna Tyczka²; *Dyszkiewicz Wojciech¹ <i>¹Department of Thoracic Surgery K. Marcinkowski Medical University, Poznan, Poland; ²Department of Anesthesiology and Intensive Care Regional Center of Pulmonology and Thoracic Surgery, Poznan, Poland</i></p>
M-P14	147-P	<p>DIFFERENCES BETWEEN NON-SMALL CELL LUNG CANCER PATIENTS WITH N2 AND N3 METASTATIC NODES</p> <p>*Marcin Zielinski¹; *Lukasz Hauer¹; *Jolanta Hauer¹; Juliusz Pankowski²; Tomasz Nabialek³; Artur Szlubowski⁴ <i>¹Department of Thoracic Surgery, Pulmonary Hospital, Zakopane, Poland; ²Department of Pathology, Pulmonary Hospital, Zakopane, Poland; ³Department of Anesthesiology and Intensive Care, Pulmonary Hospital, Zakopane, Poland; ⁴Endoscopy Unit, Pulmonary Hospital, Zakopane, Poland</i></p>
M-P15	148-P	<p>FIRST SERIES OF ROBOTIC PULMONARY LOBECTOMY IN AUSTRIA</p> <p>*Florian Augustin; *Johannes Bodner; Heinz Wykypiel; Christoph Schwinghammer; *Thomas Schmid <i>Center of Operative Medicine, Department of Visceral, Transplant, and Thoracic Surgery, Innsbruck, Austria</i></p>
M-P16	149-P	<p>THE INFLUENCE OF ENDOGENOUS INTERLEUKIN-10 ON DENDRITIC CELLS MATURATION AND ACTIVATION OF LYMPHOCYTES IN DIFFERENT TYPES OF HUMAN LUNG CANCER CULTURES</p> <p>Olga Jankowska²; Dariusz Sagan¹; Paweł Krawczyk²; *Kazimierz Gozdzik¹; Janusz Milanowski² <i>¹Department of Thoracic Surgery, Medical University of Lublin, Lublin, Poland; ²Department of Pneumology, Oncology and Allergology, Medical University of Lublin, Lublin, Poland</i></p>

MONDAY, 1 JUNE 2009

M-P17	150-P	<p>SEQUENTIAL RESECTION OF THE VENA CAVA SUPERIOR TO REDUCE CEREBRAL COMPLICATIONS</p> <p>*Frank Beckers; *Corinna Ludwig; *Erich Stoelben <i>Hospital of Cologne, Lungenklinik, Cologne, Germany</i></p>
M-P18	151-P	<p>RETROSTERNAL COLONIC REPLACEMENT FOR DIFFUSE CORROSIVE ESOPHAGEAL STRICTURE: LONG TERM RESULTS OF A CLINICAL AND FUNCTIONAL STUDY</p> <p>Venanzio Porziella¹; *Stefano Margaritora¹; Venanzio Valenza²; Anna Maria Antonia Parisi¹; Michele Marchese³; Maria Letizia Vita¹; Elisa Meacci¹; Maria Teresa Congedo¹; Giacomo Cusumano¹; Pierluigi Granone¹</p> <p>¹<i>General Thoracic Surgery Catholic University, Rome, Italy;</i> ²<i>Institute of Nuclear Medicine, Catholic University, Rome, Italy;</i> ³<i>Digestive Endoscopy Unit, Catholic University, Rome, Italy</i></p>
M-P19	152-P	<p>A COMPARISON OF CT/FDG-PET SCAN STAGING WITH FINAL PATHOLOGICAL STAGING IN PATIENTS FOLLOWING LUNG RESECTION</p> <p>Ayo Meduoye; *Edward Black; *John Duffy; *David Beggs; *Andzrej Majewski <i>Univeristy Hospitals Trust Nottingham, Department of Thoracic Surgery, Nottingham, United Kingdom</i></p>
M-P20	153-P	<p>THORACOSCOPIC LOBECTOMY AS THE STANDARD OPERATION FOR NON-SMALL CELL LUNG CANCER IN A PUBLIC EUROPEAN HOSPITAL</p> <p>*Henrik Jessen Hansen; *Rene Horsleben Petersen; *Merete Christensen <i>Dept. of Cardiothoracic Surgery RT, The Heart Center, Rigshospitalet, Copenhagen, Denmark</i></p>
M-P21	154-P	<p>SURGICALLY TREATED SYNCHRONOUS MULTIPLE PRIMARY NON-SMALL CELL LUNG CANCER PATIENTS: IS IT WORTH IT?</p> <p>Celalettin Ibrahim Kocaturk; Zeki Mehmet Gunluoglu; Levent Cansever; Adalet Demir; Akif Turna; Ibrahim Seyid Dincer; Mehmet Ali Bedirhan <i>Yedikule Chest Diseases and Thoracic Surgery Center, Istanbul, Turkey</i></p>
M-P22	155-P	<p>COMPOSING AN ADHESION BARRIER USING HYALURONIC ACID AND CARBOXYMETHYLCELLULOSE (SEPRAFILM®) TO PREVENT POST-SURGICAL ADHESION IN RABBIT MEDIASTINUM</p> <p>Murat Akcil¹; Ahmet Demirkaya¹; Ezel Ersen¹; Fatma Simsek¹; Rana Ramazanoglu²; Buge Oz²; *Kamil Kaynak¹</p> <p>¹<i>Istanbul University Cerrahpasa Medical Faculty Department of Thoracic Surgery, Istanbul, Turkey;</i> ²<i>Istanbul University Cerrahpasa Medical Faculty Department of Pathology, Istanbul, Turkey</i></p>

MONDAY, 1 JUNE 2009

M-P23	156-P	<p>THE CURRENT ROLE OF MEDIASTINOSCOPY IN THE STAGING OF NON-SMALL-CELL-LUNG-CARCINOMA (NSCLC): AN UPDATE</p> <p>Ivar G.J.M. de Bruin; T Haitjema; A Welling; Nausicaa Bode; *W.A. Schreurs <i>Medical Centre Alkmaar, Alkmaar, Netherlands</i></p>
M-P24	157-P	<p>VATS LOBECTOMY: TECHNIQUE AND RESULTS IN THREE HUNDRED CASES</p> <p>*Miguel Congregado; Gregorio Gallardo; Sergio Moreno; Ana Triviño; Rafael Jimenez-Merchan; *Jesus Loscertales <i>Department of General Thoracic Surgery. University Hospital Virgen Macarena, Seville, Spain</i></p>
M-P25	158-P	<p>THE EFFECT AND OUTCOMES OF NEOADJUVANT THERAPY IN PATIENTS WITH NON-SMALL CELL LUNG CANCER: WHICH PATIENTS DO BENEFIT MOST?</p> <p>*Akif Turna¹; Murat Kiyik²; *Volkan Kara¹; Zeki Gunluoglu¹; Nur Urer³; Adnan Aydiner⁴; Adnan Sayar¹; Muzaffer Metin¹; Ibrahim Dincer¹; *Atilla Gurses¹ <i>¹Yedikule Teaching Hospital for Chest Diseases and Thoracic Surgery, Department of Thoracic Surgery, Istanbul, Turkey;</i> <i>²Yedikule Teaching Hospital for Chest Diseases and Thoracic Surgery, Department of Chest Diseases, Istanbul, Turkey;</i> <i>³Yedikule Teaching Hospital for Chest Diseases and Thoracic Surgery, Department of Pathology, Istanbul, Turkey;</i> <i>⁴Istanbul University, Institute of Oncology, Department of Medical Oncology, Istanbul, Turkey</i></p>
M-P26	159-P	<p>THE USE OF THE LIGASURE™ IN ESOPHAGECTOMY</p> <p>*Erdal Yekeler¹; Hakki Ulutas¹; Cevdet Becerik²; Kemal Peker³ <i>¹Department of Thoracic Surgery, Region Training and Research Hospital, Erzurum, Turkey; ²Department of Anesthesiology and General Surgery, Palandoken State Hospital, Erzurum, Turkey;</i> <i>³Department of General Surgery, Palandoken State Hospital, Erzurum, Turkey</i></p>
M-P27	160-P	<p>EXPERIENCE OF EXTRACORPOREAL MEMBRANE OXYGENATION FOR RESPIRATORY OR CARDIAC FAILURE ON GENERAL THORACIC SURGERY</p> <p>Man-shik Shim; Yong Soo Choi; Kiick Sung; Hong Kwan Kim; Kwhanmien Kim; Jhingook Kim; Young Mog Shim <i>Thoracic and Cardiovascular Surgery, Samsung Medical Center Sungkyunkwan University School of Medicine, Seoul, Korea (South)</i></p>
M-P28	161-P	<p>INTRAOPERATIVE SERUM PARATHORMONE MONITORING TO CONFIRM COMPLETE RESECTION IN PATIENTS WITH MEDIASTINAL PARATHYROID ADENOMAS</p> <p>Dariusz Sagan; Kazimierz Gozdzik <i>Department of Thoracic Surgery, Medical University of Lublin, Lublin, Poland</i></p>

MONDAY, 1 JUNE 2009

<p>M-P29 162-P</p>	<p>THE IMPACT OF VIDEO ASSISTED MEDIASTINOSCOPIC LYMPHADENECTOMY ON SURVIVAL IN PATIENTS WITH RESECTED NON-SMALL CELL LUNG CANCER *Akif Turna¹; Alper Celikten¹; Necati Citak¹; Nilgun Ulukol²; Muzaffer Metin¹; Adnan Sayar¹; *Atilla Gurses¹ <i>¹Yedikule Teaching Hospital for Chest Diseases and Thoracic Surgery, Department of Thoracic Surgery, Istanbul, Turkey; ²Yedikule Teaching Hospital for Chest Diseases and Thoracic Surgery, Anesthesiology Clinic, Istanbul, Turkey</i></p>
<p>M-P30 163-P</p>	<p>SERUM VASCULAR ENDOTHELIAL GROWTH FACTOR C(VEGF-C) AND D(VEGF-D) IN PATIENTS WITH ESOPHAGEAL CANCER. Mirosław Dariusz Kozłowski¹; Oksana Kovalczuk²; Anetta Sulewska²; Grzegorz Lapuc¹; Wojciech Laudanski¹; Piotr Dziegielewski¹; Wiesława Niklinska³; Lech Chyczewski²; Jacek Niklinski¹; Jerzy Laudanski¹ <i>Departments of ¹Thoracic Surgery, ²Clinical Molecular Biology, ³Histology and Embryology, Medical University of Białystok, Białystok, Poland</i></p>

TUESDAY, 2 JUNE 2009

08:30 - 17:30 Foyer 1 st level		Tuesday Posters ESTS Greek Pioneer Prize (500 €) for best poster displayed
T-P1	164-P	<p>MAJOR PULMONARY RESECTIONS FOR LUNG CANCER IN PATIENTS OVER 75 YEARS OLD</p> <p><u>Krzysztof Pawlak</u>; *Mariusz Kasprzyk; *Cezary Piwkowski; *Pawel Zielinski; *Wojciech Dyszkiewicz; Piotr Gabryel</p> <p><i>Department of Thoracic Surgery, K. Marcinkowski Medical University, Poznan, Poznan, Poland</i></p>
T-P2	165-P	<p>COMPARING SLEEVE LOBECTOMY AND PNEUMONECTOMY FOR NON-SMALL CELL LUNG CANCER AFTER INDUCTION THERAPY: A CASE-CONTROL MATCH STUDY</p> <p>* <u>Alessandro Marra</u>¹; Olaf M Koch²; Wolfgang Wagner³; Ludger Hillejan¹</p> <p>¹<i>Dept. Thoracic Surgery, Niels-Stensen-Kliniken, Ostercappeln, Germany;</i> ²<i>Dept. Medical Oncology, Klinikum Osnabrück, Osnabrück, Germany;</i> ³<i>Dept. Radiation Oncology, Paracelsus Klinik, Osnabrück, Germany</i></p>
T-P3	166-P	<p>MEANING OF SURGERY IN TREATMENT OF RESISTANT FORMS OF LUNG TUBERCULOSIS (TB)</p> <p><u>Sergo Vashakidze</u>; Shota Gogishvili; * Gia Lursmanashvili</p> <p><i>Tuberculosis and Lung Diseases National Center, Tbilisi, Georgia</i></p>
T-P4	167-P	<p>EXPANSIVE EXTRAPLEURAL HEMATOMA AFTER BLUNT THORACIC TRAUMA</p> <p><u>David Pérez-Alonso</u>; Enrique Bermejo-Casero; Santiago Quevedo-Losada; Jose Manuel Santana-Montesdeoca; Paula Junquera-Rionda; David Fernández-San Millán; Romen Santana-Suárez; Luis Mateo López-Rivero</p> <p><i>Seccion de Cirugía Torácica del Complejo Hospitalario Universitario Insular-Materno Infantil, Las Palmas de Gran Canaria, Spain</i></p>
T-P5	168-P	<p>PLEURO MEDIASTINAL NEUROFIBROMA INVADING VERTEBRAL COLUMN AT T 10 LEVEL</p> <p>*<u>Cristian Paleru</u>¹; Marius Catana²; *Ciprian Bolca¹; Mihaela Codresci¹; Olga Danaïla¹</p> <p>¹<i>National Institute of Pneumology «M.Nasta» Thoracic Surgery, Bucharest, Romania;</i> ²<i>Spitalul Bagdasar Arseni, Clinica de Neurochirurgie 4, Bucharest, Romania</i></p>
T-P6	169-P	<p>OVERWEIGHT AND WEIGHT LOSS DURING CHEMORADIOTHERAPY ARE ASSOCIATED WITH SHORTER SURVIVAL AFTER SURGERY IN STAGE III NON-SMALL-CELL LUNG CANCER</p> <p>Barbara S van der Meij; Erik CJ Phernambucq; Geert-Mathijs Fieten; Egbert F Smit; *Marinus A Paul; Paul AM van Leeuwen; *Jan WA Oosterhuis</p> <p><i>VU University Medical Center, Amsterdam, Netherlands</i></p>

TUESDAY, 2 JUNE 2009

T-P7	170-P	<p>LUNG CANCER IN HEMODIALYSIS PATIENTS: CLINICAL OUTCOME AND LONG-TERM RESULTS AFTER PULMONARY RESECTION</p> <p><u>Makoto Takahama</u>; Ryoji Yamamoto; Hirohito Tada <i>Department of General Thoracic Surgery, Osaka City General Hospital, Osaka, Japan</i></p>
T-P8	171-P	<p>PNEUMONECTOMIES - TO DRAIN OR NOT TO DRAIN - THAT IS THE QUESTION</p> <p>Kandadai Seshadri Rammohan; Snehal Patel; Eric G Butchart; E N P Kulatilake; Peter A O'Keefe; Margaret Kornaszewska <i>University Hospital of Wales, Cardiff, United Kingdom</i></p>
T-P9	172-P	<p>ROLE OF SURGICAL RESECTION IN COLORECTAL LUNG METASTASES: ANALYSIS OF 137 PATIENTS</p> <p>*Piero Borasio¹; Mara Gisabella¹; *Andrea Billè¹; Luisella Righi²; Marco Tampellini³; Francesco Ardissoni¹ ¹<i>University of Turin Department of Clinical and Biological Sciences Thoracic Surgery Unit San Luigi Hospital, Orbassano, Italy;</i> ²<i>University of Turin, Department of Clinical and Biological Sciences Pathology Unit San Luigi Hospital, Orbassano, Italy;</i> ³<i>University of Turin, Department of Clinical and Biological Sciences Oncology Unit San Luigi Hospital, Orbassano, Italy</i></p>
T-P10	173P	<p>INFLUENCE OF THE EXTENT OF LYMPHATIC METASTASIS IN NON-SMALL-CELL-LUNG CANCER ON 10-YEAR-SURVIVAL RATES</p> <p><u>Maren Petzold</u>; *Johannes Merk; *Gunda Leschber <i>ELK Berlin Chest Hospital, Berlin, Germany</i></p>
T-P11	174-P	<p>POSTOPERATIVE PULMONARY COMPLICATIONS FOLLOWING THORACIC SURGERY: COMPARISON OF THREE SCORING SYSTEMS.</p> <p><u>Paula Agostini</u>^{1,2}; Hayley Cieslik¹; Babu Naidu¹; Ehab Bishay¹; Maninder Kalkat¹; *Sridhar Rathinam¹ ¹<i>Birmingham Heartlands Hospital, Birmingham, United Kingdom;</i> ²<i>Coventry University, Coventry, United Kingdom</i></p>
T-P12	175-P	<p>OXIDISED CELLULOSE IN THORACIC SURGERY - HUMAN IN VIVO STUDY OF EFFICACY, SAFETY AND ABSORPTION PROPERTIES</p> <p>*<u>Martin Hürtgen</u>; Stefan Gross; *Michael Wolf; Antje Messerschmidt; *Hubertus Hillebrand; *Biruta Witte <i>Katholisches Klinikum Koblenz - Thoracic Surgery, Koblenz, Germany</i></p>

TUESDAY, 2 JUNE 2009

T-P13	176-P	<p>EFFECTS OF THORACIC SURGERY ON CHEST WALL VOLUME REGULATION: EVALUATION BY OPTOELECTRONIC PLETHYSMOGRAPHY</p> <p><u>Elisa Meacci</u>¹; Pasciuto Giuliana¹; Giuseppe Maria Corbo¹; Mariella Milazzo²; Emilio Gallotta²; Stefano Cafarotti¹; *Stefano Margaritora¹; Silvia Sterzi²; Salvatore Valente¹; Pierluigi Granone¹</p> <p>¹Catholic University of Sacred Heart of Rome, Rome, Italy; ²Campus Biomedico University, Rome, Italy</p>
T-P14	177-P	<p>EFFECTIVENESS OF PET SCAN IN POSTOPERATIVE LONG TERM FOLLOW UP OF PATIENTS WITH NONSMALL CELL LUNG CANCER</p> <p><u>Muzaffer Metin</u>¹; Okan Solak²; Adnan Sayar¹; Murat Sezer³; Atilla Pekcolaklar¹; *Atilla Gurses¹</p> <p>¹Yedikule Teaching Hospital for Chest Diseases and Thoracic Surgery, Department of Thoracic Surgery, Istanbul, Turkey; ²Kocatepe University School of Medicine, Department of Thoracic Surgery, Afyonkarahisar, Turkey; ³Kocatepe University School of Medicine, Department of Pulmonary Medicine, Afyonkarahisar, Turkey</p>
T-P15	178-P	<p>NOVEL SPLIT CHEST TUBE AND CONVENTIONAL THORACIC DRAIN ? PROSPECTIVE COMPARISON</p> <p>*<u>Tanel Laisaar</u></p> <p>Tartu University Lung Hospital, Tartu, Estonia</p>
T-P16	179-P	<p>RESULTS OF PNEUMONECTOMY IN NON-SMALL CELL LUNG CANCER PATIENTS</p> <p>*<u>Witold Rzyman</u>; Artur Gibas; Piotr Chwirot</p> <p>Thoracic Surgery Department, Medical University of Gdansk, Gdansk, Poland</p>
T-P17	180-P	<p>PULMONARY FUNCTION BEFORE AND AFTER LUNG METASTASECTOMY. A PROSPECTIVE EVALUATION OF 50 CASES</p> <p>*<u>Stefan Welter</u>; *Jan Jacobs; *Georgios Stamatis</p> <p>Ruhrlandklinik, Essen, Germany</p>
T-P18	181-P	<p>VATS LOBECTOMY BY FLEXIBLE THORACOSCOPY: 111 CONSECUTIVE CASES</p> <p><u>Peter Bjørn Licht</u>; Lars Ladegaard</p> <p>Cardiothoracic Surgery, Odense University Hospital, Odense, Denmark</p>
T-P19	182-P	<p>CERVICO-MEDIASTINAL GOITER: IS TELESCOPIC EXPLORATION OF THE MEDIASTINUM (VIDEO MEDIASTINOSCOPY) USEFUL?</p> <p>*<u>Marcello Migliore</u>¹; Giuseppe Strano¹; Angela Branca¹; Salvatore A Morello¹; Mario Costanzo²; Matteo A Cannizzaro²</p> <p>¹Thoracic Surgery, Department of Surgery, University of Catania, Catania, Italy; ²Surgical Endocrine Unit, University of Catania, Catania, Italy</p>

TUESDAY, 2 JUNE 2009

T-P20	183-P	<p>HYBRID MINIMAL ACCESS SURGERY FOR OESOPHAGEAL CANCER: AN INTENT-TO-TREAT EVALUATION OF LAPAROSCOPY COMBINED WITH TRANSTHORACIC OESOPHAGECTOMY</p> <p>*<u>Christophe Doddoli</u>; *Xavier B D'Journo; David Kalfa; *Delphine S Trousse; Roger Giudicelli; *Pierre Fuentes; *Pascal A Thomas <i>Sainte Marguerite University Hospital - Department of Thoracic Surgery, Marseille, France</i></p>
T-P21	184-P	<p>HEPATIC HERNIATION THROUGH A DIAPHRAM DEFECT SIMULATING BASAL LUNG NODES</p> <p>Rosa Maria Sanchez-Munoz; *<u>Jose Ramon Jarabo Sarceda</u>; *Elena Fernandez Martin; Joaquin Calatayud Gastardi; *Ana Gomez; *Florentino Hernando Trancho <i>Thoracic Surgery Section at Clinico San Carlos Hospital, Madrid, Spain</i></p>
T-P22	185-P	<p>INFLAMMATOR PSEUDOTUMORS OF THE LUNG: A CLINICAL STUDY IN TWENTY-NINE PATIENTS</p> <p>*<u>Stefano Margaritora</u>; Anna Mariantonia Parisi; Giulia Carnassale; Venanzio Porziella; Elisa Meacci; Maria Letizia Vita; Mariella Filotico; Maria Teresa Congedo; Giacomo Cusumano; Pierluigi Granone <i>Catholic University of Sacred Heart, Rome, Italy</i></p>
T-P23	186-P	<p>SELF-AWARENESS OF HEALTH STATUS WITH SURGICAL ONCOLOGICAL PATIENTS</p> <p><u>Katarzyna Daniel</u>²; *Adam Rzechonek¹; Jerzy Kolodziej¹; Aleksandra Kaminska¹; Jaroslaw Adamiak²; Maciej Mraz² ¹<i>Department of Thoracic Surgery, Medical University of Wroclaw, Wroclaw, Poland;</i> ²<i>Lower-Silesian Centre of Pulmonary Diseases, Wroclaw, Wroclaw, Poland</i></p>
T-P24	187-P	<p>THORACOSCOPIC THYMECTOMY PROVIDES COMPARABLE RESECTION TO SURGERY PERFORMED VIA MEDIAN STERNOTOMY WITH REDUCED PAIN, SHORTER HOSPITAL STAY AND IMPROVED COSMESIS</p> <p>*<u>Mehmood Ahmad Jadoon</u>; *Kieran Gerard McManus <i>Royal Victoria Hospital, Belfast, United Kingdom</i></p>
T-P25	188-P	<p>PATIENT SATISFACTION SURVEY OF A NEW PORTABLE CHEST DRAIN SUCTION DEVICE FOLLOWING LUNG RESECTION</p> <p>*<u>Michael Klimatsidas</u>; *Apostolos Nakas; *David A. Waller; *Antonio E. Martin - Ucar <i>Thoracic Surgery Department, Glenfield University Hospital of Leicester, UK, Leicester, United Kingdom</i></p>

TUESDAY, 2 JUNE 2009

T-P26	189-P	<p>BRONCHIAL STUMP INFILTRATION AFTER LUNG CANCER SURGERY. RETROSPECTIVE STUDY OF 2994 PATIENTS</p> <p>*<u>Esther Fernandez</u>¹; Miguel Alejandro Mesa¹; Carlos Martinez¹; *Pedro Enrique Lopez de Castro¹; Julio Astudillo¹</p> <p>¹<i>H. Universitari Germans Trias i Pujol. Badalona. Barcelona, Spain;</i> ²<i>School of Medicine. UAB, Badalona, Spain</i></p>
T-P27	190-P	<p>CLINICAL ASSESSMENT OF NUTRITIONAL STATUS OF THORACIC SURGERY DEPARTMENT PATIENTS</p> <p>Lukasz Pryt; Aleksandra Szlachcinska; *Jozef Kozak</p> <p><i>Thoracic Surgery Department, Copernicus Memorial Hospital, Lodz, Poland</i></p>
T-P28	191-P	<p>USEFULNESS OF EXPLORATORY VIDEOTHORACOSCOPIC STAGING TO DETECT T3 DUE CHEST WALL INVASION</p> <p>*<u>Miguel Congregado</u>; Gregorio Gallardo; Rafael Jimenez-Merchan; Sergio Moreno; Juan Carlos Giron; Ana Triviño; *Jesus Loscertales</p> <p><i>Department of General Thoracic Surgery. University Hospital Virgen Macarena, Seville, Spain</i></p>
T-P29	192-P	<p>OPERATIVE STRATEGY AND CLINICAL OUTCOME IN 222 PATIENTS WITH BRONCHUS CARCINOIDS</p> <p>* <u>Christian Biancosino</u>¹; Axel Niendorf²; Masaki Nakashima¹; * Detlev Branscheid¹; * Klaus D. Diemel¹</p> <p>¹<i>Grosshansdorf Lung Center, Grosshansdorf, Hamburg, Germany;</i> ²<i>Institute for Pathology, Hamburg, Germany</i></p>
T-P30	193-P	<p>QUALITY OF LIFE, EMOTIONAL STATE AND COPING SKILLS IN LUNG CANCER PATIENTS ONE YEAR AFTER THE SURGERY</p> <p>Raquel Rodríguez²; Pilar Laserna²; María Eugenia Olivares³; *Florentino Hernando¹; Juan Antonio Cruzado²; Masafumi Yamaguchi¹; *Jose Ramon Jarabo¹; *Elena Fernández¹; Ana María Gómez¹; Joaquín Calatayud¹</p> <p>¹<i>Department of Thoracic Surgery. Hospital Clínico San Carlos, Madrid, Spain;</i> ²<i>Facultad de Psicología Universidad Complutense, Madrid, Spain;</i> ³<i>Servicio de Obstetricia y Ginecología. Hospital Clínico San Carlos, Madrid, Spain</i></p>

 **AUTHOR LIST**

AUTHOR LIST

Abstract Author	List	Abstract Author	List
Abunasra	H 073-F	Ballini	JP 037-F
Adamczak	J 044-0	Baltas	C 110-P
Adamiak	J 186-P	Barbieri	S 002-0
Agocs	L 122-P	Batirel	H 035-F
Agostini	P 174-P	Baysungur	V 046-0, 080-F, 098-F
Aigner	C 023-F	Becerik	C 159-P
Akcil	M 155-P	Beck	G 036-F
Akin	O 097-F	Beckers	F 150-P
Al-Alao	B 050-F	Bedini	VA 126-P
Algar	F 001-0	Bedirhan	M 154-P
Allen	M 028-F	Beggs	D 101-F, 152-P
Altin	S 145-P	Begum	S 073-F
Alvarez	A 001-0, 134-P	Bella	M 142-P
Alzafer	S 120-P	Bellido-Reyes	Y 131-P
Ampollini	L 002-0	Bellini	R 070-F
Anile	M 141-P	Benej	R 061-0
Annamaneni	R 127-P	Bergmann	T 062-0, 083-F
Antonopoulos	A 113-P	Bermejo-Casero	E 167-P
Aprile	MR 008-C	Bertolaccini	L 105-P
Aranda	J 029-0, 049-0, 093-F	Biancosino	C 192-P
Ardissonne	F 172-P	Bielewicz	M 041-F
Arguis	P 069-F	Bilancia	R 002-0
Armstrong	B 069-F	Billè	A 172-P
Asner	S 007-C	Bis	B 079-V, 082-F
Astudillo	J 025-F, 189-P	Bishay	E 089-F, 174-P
Atasalihi	A 055-F	Black	E 101-F, 152-P
Athanassiadi	K 113-P	Blayac	D 003-0
Attems	J 140-P	Bode	N 156-P
Augustin	F 148-P	Bodner	J 148-P
Aydiner	A 158-P	Bolca	C 064-0, 168-P
Azcárate	L 143-P	Böülükbaz	S 062-0, 083-F
Baamonde	C 001-0, 134-P	Bongiolatti	S 091-F
Baier	B 082-F	Bongrand	P 003-0
Baisi	A 009-C, 078-V	Booth	K 051-F
Balci	A 102-F, 115-P, 116-P, 121-P	Borasio	P 172-P
Balduyck	B 045-0	Borri	A 139-P
Ballesteros	E 093-F	Bostanci	K 035-F, 128-P, 132-P

AUTHOR LIST

Abstract Author	List	Abstract Author	List
Botianu	A 020-F, 130-P	Casson	A 084-F
Botianu	P 020-F, 130-P	Castaneda	M 111-P
Braga	F 052-F	Catana	M 168-P
Branca	A 182-P	Cavazzoni	A 002-0
Branscheid	D 192-P	Celikten	A 162-P
Breda	C 125-P	Cerezo	F 134-P
Bruna	MC 077-V, 144-P	Çetinkaya	E 145-P
Brunelli	A 016-0, 026-F, 049-0	Chassot	PG 136-P
Burfeind Jr.	W 034-0	Chatziantoniou	C 103-F, 110-P
Burgstaller	R 112-P	Cheng	C 037-F, 136-P
Busiello	L 094-F	Cherneva	R 108-P
Butchart	E 171-P	Choi	YS 081-F, 160-P
Butiurca	A 020-F	Choong	C 015-0
Cabanyes	S 111-P	Christensen	M 153-P
Cafarotti	S 176-P	Christodoulou	M 136-P
Cakmak	M 102-F	Chwirot	P 179-P
Calabrò	E 070-F, 126-P	Chyczewski	L 163-P
Calatayud	J 184-P, 193-P	Cieslik	H 174-P
Calati	AM 009-C, 078-V	Cillero	PL 134-P
Camerlo	A 066-F	Cilleruelo	A 111-P
Campo-Cañaveral	JL 124-P	Cioffi	U 078-V
Candoli	P 008-C, 054-F	Citak	N 162-P
Cañizares	MA 014-0	Cladellas	E 069-F
Cannizzaro	M 182-P	Codresi	M 168-P
Cano	JR 001-0, 134-P	Coloni	G 141-P
Cansever	L 154-P	Colson	Y 042-F
Cantoni	AM 002-0	Congedo	MT 151-P, 185-P
Carbognani	P 002-0, 010-C	Congregado	M 157-P, 191-P
Carbone	L 072-F	Conti	B 070-F, 126-P
Cárdenas-Gómez	J 131-P	Coonar	A 015-0
Cardillo	G 072-F, 087-F	Coosemans	W 059-0, 060-0,
Cardoso	G 052-F	Corbo	GM 176-P
Cariati	M 009-C	Cordoba	M 124-P
Carleo	F 072-F, 087-F	Cordos	I 064-0
Carlos María	S 039-F	Cornalba	G 009-C
Carnassale	G 185-P	Corpa-Rodríguez	E 131-P
Casanova Viudez	JB 040-F	Costanzo	M 182-P
Cassivi	S 028-F	Cristofori	RC 077-V
		Crowley	S 124-P

AUTHOR LIST

Abstract Author	List	Abstract Author	List
Cruzado	JA 193-P	Diso	D 141-P
Csekeo	A 011-C, 122-P	D'Journo	X 003-0, 066-F, 088-F, 183-P
Curcio	C 075-V	Dobrica	A 020-F, 130-P
Cusati	G 039-F	Doddoli	C 003-0, 066-F, 088-F, 095-F, 183-P
Cusumano	G 151-P, 185-P	Doltsiniadis	D 110-P
Dahabreh	J 117-P	Dorn	C 038-F
Dahan	L 066-F	D'Ovidio	F 054-F, 067-F
Dally	I 019-0	Drozdzik	M 041-F
D'Amico	T 034-0	Duffy	J 101-F, 152-P
Danaila	O 168-P	Dupont	L 059-0, 060-0
Dancewicz	M 142-P	Duque	JL 111-P
Daniel	K 186-P	Dural	K 031-0
Danilov	S 036-F	Dyszkiewicz	W 033-0, 044-0, 164-P
de Bruin	I 156-P	Dziegielewski	P 058-F
De Giacomo	T 141-P	Eberhart	R 138-P
De Leyn	P 059-0, 060-0	Edamma	M 015-0
De Massimi	A 072-F, 087-F	Emetne-Separ	M 014-0
De Wever	W 109-P	Enma	N 039-F
Debefve	E 037-F	Ercan	F 035-F
Debruyne	C 117-P	Ergene	G 046-0, 098-F
Decaluwe	H 059-0, 060-0	Erkorkmaz	U 120-P
Decker	G 059-0	Erolcay	H 119-P
Decramer	M 059-0	Ersen	E 155-P
Dekan	G 112-P	Erus	S 137-P
Della Pona	C 100-F	Espinosa	D 001-0, 134-P
Delledonne	V 070-F, 126-P	Esteban	E 117-P
Demartines	N 099-F	Estors Guerrero	M 118-P
Demian	J 061-0	Esturi Navarro	R 118-P
Demir	A 154-P	Evangelopoulou	P 110-P
Demirkaya	A 119-P, 155-P	Evman	R 128-P, 132-P
Deschamps	C 028-F	Eyuboglu	G 128-P
Devleeschauwer	S 109-P	Farjah	F 013-0
Dewan	R 032-0	Favaretto	A 125-P
Di Nunzio	L 049-0	Federico	GA 039-F
Díaz-Agero	P 131-P	Ferguson	M 016-0
Diemel	K 192-P		
Dilege	S 137-P		
Dimou	P 113-P		
Dincer	I 154-P, 158-P		

AUTHOR LIST

Abstract Author	List	Abstract Author	List
Fernandez	E 189-P, 193-P	Gasiorowski	L 033-O, 146-P
Fernández Araujo	E 025-F	Gasparri	R 139-P
Fernandez Martin	E 184-P	Georgiev	O 108-P
Fernández-San Millán		Getman	V 022-F
	D 167-P	Ghiribelli	C 057-F, 091-F
Ferruzzi	L 008-C, 054-F, 067-F, 076-V	Gibas	A 179-P
Fibla	J 004-0	Gil-Alonso	J 131-P
Fichtner	I 037-F	Gimferrer	JM 069-F
Fieten	GM 169-P	Giorgetta	CE 100-F
Figura	J 086-F	Giron	JC 191-P
Filosso	PL 077-V, 144-P	Girotti	P 070-F
Filotico	M 185-P	Gisabella	M 172-P
Fiorelli	A 021-F, 094-F	Giudicelli	R 003-O, 066-F, 088-F, 095-F, 183-P
Fischer	S 092-F	Giuliana	P 176-P
Fisseler-Eckhoff	A 062-0, 083-F	Gogishvili	S 166-P
Fleck	T 112-P	Gomez	A 184-P
Forcella	D 072-F	Gomez	D 124-P
Fortiparri	S 016-0	Gómez	AM 193-P
Francesce	M 126-P	Gomez-Caro	A 069-F
Friedel	G 019-0	Gonzalez	M 007-C, 099-F
Fuentes	P 003-0, 066-F, 088-F, 095-F, 183-P	González-Aragoneses	F 143-P
Gabryel	P 033-0, 146-P, 164-P	González-Casaurrán	G 143-P
Gaillat	F 003-0	Gotti	G 057-F, 091-F
Gakidis	J 103-F, 110-P	Gozdziuk	K 149-P, 161-P
Galbis Caravajal	JM 118-P	Graham	A 069-F
Galdiz Iturri	JB 040-F	Granato	F 091-F
Galecki	B 033-0, 146-P	Granone	P 151-P, 176-P, 185-P
Galetta	D 052-F, 139-P	Gregorio	B 014-0, 111-P
Gallardo	G 157-P, 191-P	Grodzki	T 041-F
Gallazzi	M 091-F	Grosen	K 104-P
Gallotta	E 176-P	Gross	S 175-P
Garcia	S 069-F	Grosser	C 017-0
García	C 143-P	Guarize	J 052-F
García Yuste	M 014-0, 111-P	Guglielmetti	M 126-P
Garutti	I 143-P		

AUTHOR LIST

Abstract Author	List	Abstract Author	List
Guillermo	GC 039-F	Hürtgen	M 175-P
Gulbahar	G 031-0	Illana	J 001-0, 134-P
Gunluoglu	Z 154-P, 158-P	Ingoglou	K 110-P
Gurses	A 018-0, 120-P, 158-P, 162-P, 177-P	Internullo	E 010-C
Gussago	F 010-C	Isea	J 143-P
Haitjema	T 156-P	Iskender	I 055-F
Halezeroglu	S 046-0, 080-F, 098-F,	Iwano	S 135-P
Hampel	M 019-0	Jacobs	J 096-F, 180-P
Hanna	G 051-F	Jacobson	F 042-F
Hansen	H 005-0, 153-P	Jadoon	M 187-P
Hanusch	C 036-F	Jaksch	P 023-F
Harpole Jr.	D 034-0	Jakubiak	M 068-F, 086-F
Haruki	S 065-F	Janakiev	D 012-C
Harustiak	S 061-0	Janik	M 061-0
Hasegawa	S 107-P	Jankowska	O 149-P
Hashimoto	M 107-P	Jarabo	JR 193-P
Hauer	L 047-0, 058-F, 068-F, 071-F, 086-F, 147-P	Jarabo Sarceda	J 184-P
Hauer	J 047-0, 058-F, 068-F, 071-F, 086-F, 147-P	Jassem	J 117-P
Haverich	A 092-F	Javangula	K 133-P
Heiler	Z 011-C, 122-P	Jensen	M 104-P
Heras	F 111-P	Jimenez	M 029-0, 049-0, 069-F, 093-F
Hernandez Perez	L 040-F	Jimenez Maestre	U 040-F
Hernando	F 047-0, 184-P	Jimenez-Merchan	R 157-P, 191-P
Herth	F 138-P	Jørgensen	O 053-F, 085-F
Hess	C 092-F	Junquera-Rionda	P 167-P
Hilfiker	A 092-F	Kaakeh	B 073-F
Hillebrand	H 175-P	Kaba	E 137-P
Hillejan	L 165-P	Kadioglu	S 055-F
Hofmann	HS 017-0	Kakaris	S 113-P
Hohenberger	P 036-F	Kalfa	D 183-P
Holubec	L 043-F	Kalkat	M 089-F, 174-P
Hoshino	A 065-F	Kaminska	A 186-P
		Kang	MW 081-F
		Kapicibasi	H 055-F
		Kara	V 158-P
		Karakoyun Lacin	B 035-F
		Karamustafaoglu	Y 106-P
		Karasulu	L 145-P

AUTHOR LIST

Abstract Author	List	Abstract Author	List
Kasprzyk	M 033-0, 044-0, 146-P, 164-P	Kulatilake	E 171-P
Kawada	K 065-F	Kuppusami	M 114-P
Kawamukai	K 016-0	Kutlu	CA 097-F
Kawano	T 065-F	Kutlu	B 080-F
Kaynak	K 119-P, 155-P	Kyriss	T 019-0
Kefaloyanis	M 114-P	La Rocca	A 016-0
Kefaloyannis	E 133-P	Ladegaard	L 181-P
Kerbaul	F 066-F	Laisaar	T 178-P
Kim	J 081-F, 160-P	Laperuta	P 021-F, 094-F
Kim	HK 081-F, 160-P	Lapuc	G 163-P
Kim	K 081-F, 160-P	Laserna	P 193-P
Kir	A 055-F	Laudanski	J 163-P
Kiyik	M 158-P	Laudanski	W 163-P
Klepetko	W 023-F	Lax	F 012-C
Klimatsidas	M 188-P	Lehr	HA 037-F
Kocaturk	C 154-P	Leire	A 039-F
Kocer	B 031-0	Leo	F 070-F, 126-P
Koch	O 165-P	Leporati	A 009-C, 078-V
Kocsis	A 122-P	Lerut	T 059-0, 060-0, 109-P
Kocyigit	S 121-P	Leschber	G 038-F, 173-P
Koestler	W 140-P	Licht	P 085-F, 181-P
Kolodziej	M 068-F	Linchevskyy	O 022-F
Kolodziej	J 186-P	Linder	A 117-P
Kondo	N 107-P	Loizzi	D 023-F
Kornaszewska	M 171-P	Lomeña	F 069-F
Kortner	A 017-0	Longo	F 141-P
Kosar	A 055-F	Lopergolo	M 087-F
Kouki	P 113-P	Lopez Brea	M 117-P
Kovalczuk	O 163-P	Lopez de Castro	PE 189-P
Kowalewski	J 142-P	López de Castro Alujes	
Kozak	J 190-P		P 025-F
Kozłowski	M 163-P	López-Rivero	L 167-P
Krajc	T 080-F	Loreggian	L 125-P
Krasnik	M 138-P	Lorenzo Martin	M 040-F
Krawczyk	P 149-P	Loscertales	J 157-P, 191-P
Krueger	T 007-C, 037-F, 099-F, 136-P	Loy	M 125-P
Kubisa	B 041-F	Lucenic	M 061-0
		Ludwig	C 150-P

AUTHOR LIST

Abstract Author	List	Abstract Author	List
Lugaresi	M 067-F, 076-V	Matsumoto	S 107-P
Lursmanashvili	G 166-P	Mattioli	S 008-C, 054-F, 067-F, 076-V
Luzzi	L 057-F	McAleese	J 051-F
Lybérís	P 105-P	McGonigle	N 051-F, 069-F
Lynch	T 051-F	McGovern	E 050-F
Madani	K 084-F	McGuigan	J 051-F, 069-F
Magee	L 015-0	McManus	K 051-F, 069-F, 123-P, 187-P
Magnusson	L 136-P	Meacci	E 151-P, 176-P, 185-P
Maisonneuve	P 052-F	Meduoye	A 127-P, 152-P
Majer	I 061-0	Meers	C 060-0, 109-P
Majewski	A 101-F, 152-P	Mercadante	E 141-P
Makarov	A 022-F	Merk	J 038-F, 173-P
Malinowski	W 117-P	Mesa	MA 189-P
Mamedov	R 106-P	Mesa Guzmán	M 025-F
Mandrioli	M 008-C	Messerschmidt	A 175-P
Manno	E 105-P	Messina	G 094-F
Mansi	L 021-F	Metin	M 018-0, 120-P, 158-P, 162-P, 177-P
Marcher	M 090-F	Metzger	R 036-F
Marchese	M 151-P	Michelet	P 003-0, 066-F
Margaritora	S 151-P, 179-P, 185-P	Mier	J 004-0
Maria del Carmen	B 039-F	Migliore	M 182-P
Maria teresa	B 039-F	Mihos	P 103-F, 110-P
Marin	V 003-0	Milanowski	J 149-P
Marina Malanda	N 040-F	Milazzo	M 176-P
Marinus	P 087-F	Mineo	T 048-0
Marjanski	T 024-F	Misirlioglu	A 055-F
Marolla	A 100-F	Mithieux	F 037-F
Marra	A 165-P	Miyawaki	Y 064-F
Martelli	M 072-F, 087-F	Mizuno	T 135-P
Martin	U 092-F	Moch	H 027-F
Martin - Ucar	A 045-0, 073-F, 127-P, 188-P	Molins	L 004-0
Martinez	C 189-P	Mora	B 023-F
Martínez-Barenys	C 025-F	Moradiellos	J 124-P
Marulli	G 125-P	Morello	S 182-P
Massaglia	F 105-P		
Matache	R 064-0		
Matilla	JM 014-0, 111-P		

AUTHOR LIST

Abstract Author	List	Abstract Author	List
Moreno	N 143-P	Oey	I 030-0
Moreno	S 157-P, 191-P	Oh	S 056-F
Moreno	P 001-0, 134-P	Okasaka	T 135-P
Morgan	M 030-0	O'Keefe	P 171-P
Mossetti	C 077-V	Okumura	Y 107-P
Moustafa	A 119-P	Okur	E 046-0, 080-F, 098-F
Mraz	M 186-P	Olgac	G 097-F
Mueller	M 012-C, 090-F, 112-P, 140-P	Oliaro	A 077-V, 144-P
Muguruza	I 014-0	Olivares	ME 193-P
Muratli	S 031-0	Oliveira	R 093-F
Nabialek	T 047-0, 058-F, 071-F, 074-V, 147-P	Olsen	K 085-F
Nafteux	P 059-0, 060-0	Onen	A 128-P
Nagai	K 065-F	Oohata	N 135-P
Naidu	B 174-P	Oosterhuis	J 169-P
Nakajima	Y 065-F	Opitz	I 027-F
Nakano	T 107-P	Orsini	B 095-F
Nakas	A 045-0, 073-F, 188-P	O'Sullivan	J 051-F
Nakashima	M 192-P	Owczuk	R 024-F
Napolitano	F 021-F, 094-F	Oz	B 155-P
Narski	M 086-F	Ozdemir	N 128-P
Nelson	E 085-F	Ozgul	A 120-P
Neu	R 017-0	Ozluk	Y 137-P
Nichols	F 028-F	Özsoy	IE 115-P
Nicksch	K 036-F	Özyurtkan	MO 102-F, 115-P, 116-P, 121-P
Nicolás	MM 039-F	Pac Ferrer	J 040-F
Niendorf	A 192-P	Pai	R 089-F
Nierlich	P 140-P	Paladini	P 057-F, 091-F
Niklińska	W 163-P	Paleru	C 064-0, 168-P
Nikliński	J 163-P	Pankowski	J 041-F, 047-0, 058-F, 068-F, 071-F, 074-V, 086-F, 147-P
Nishikage	T 065-F	Papagiannopoulos	K 114-P, 133-P
Novoa	N 049-0, 029-0, 093-F	Pape	C 085-F
Nowak	K 036-F	Parisi	AM 151-P, 185-P
Obrochta	A 068-F, 086-F	Parra Macías	N 025-F
O'Byrne	K 050-F	Passlick	B 117-P

AUTHOR LIST

Abstract Author	List	Abstract Author	List
Pastorino	U 070-F, 126-P	Rajesh	P 089-F
Patel	S 171-P	Ramasamy	A 015-0
Paul	M 169-P	Ramazanoglu	R 155-P
Pawlak	K 033-0, 044-0, 146-P, 164-P	Rambaldi	PF 021-F
Pecoraro	Y 141-P	Rammohan	K 171-P
Pedersen	T 129-P	Ramos	G 111-P
Pekcolaklar	A 018-0, 177-P	Rapicetta	C 057-F, 091-F
Peker	K 159-P	Rathinam	S 089-F, 174-P
Peñalver	R 143-P	Rauscher-Poetsch	I 090-F
Perentes	J 037-F, 099-F	Raveglia	F 009-C, 078-V
Pérez Vélez	J 025-F	Rea	F 125-P
Pérez-Alonso	D 167-P	Refai	M 016-0, 026-F
Perrone	A 094-F	Rendina	E 141-P
Perros	E 113-P	Richards	W 042-F
Petersen	R 005-0, 153-P	Righi	L 172-P
Petrella	F 139-P	Rinaldi	P 118-P
Petronini	PG 002-0	Ris	HB 006-0, 007-C, 037-F, 099-F, 136-P
Petrov	D 108-P	Robustellini	M 100-F
Petzold	M 173-P	Rocco	G 016-0
Phernambucq	E 115-P	Rodriguez	P 014-0
Pierog	J 041-F	Rodríguez	R 193-P
Pilegaard	H 104-P, 129-P	Rojo Marcos	R 040-F
Pilotti	V 054-F, 067-F, 076-V	Rolff	J 038-F
Pispirigkou	S 113-P	Rolle	A 079-V, 082-F
Piwkowski	C 033-0, 044-0, 146-P, 164-P	Ruffato	A 054-F, 067-F, 076-V
Pompeo	E 048-0	Ruffini	E 077-V, 144-P
Pompili	C 026-F	Rumbero Sanchez	JC 040-F
Popovici	Z 063-0	Rusca	M 002-0, 010-C
Porziella	V 151-P, 185-P	Rzechonek	A 186-P
Powell	W 042-F	Rzyman	W 024-F, 179-P
Prima	F 095-F	Saadi	A 099-F
Primiceri	C 118-P	Sabbatini	A 026-F
Probst	N 027-F	Safranek	J 043-F
Pryt	L 190-P	Safronow	K 041-F
Quevedo-Losada	S 167-P	Sagan	D 149-P, 161-P
Rafael	P 039-F	Sakakura	N 135-P

AUTHOR LIST

Abstract Author	List	Abstract Author	List
Sakinci	U 031-0	Simou	G 113-P
Salati	M 016-0, 049-0,	Simsek	F 155-P
Salvadori	L 072-F	Simsek Veske	N 145-P
Salvatierra	A 001-0, 134-P	Smit	E 169-P
Sanchez	D 069-F	Socci	L 026-F
Sánchez-García-Girón		Soja	J 068-F, 086-F
	J 131-P	Sökücü	S 145-P
Sanchez-Munoz	R 184-P	Solak	O 120-P, 177-P
Santana-Montesdeoca		Solli	P 052-F, 139-P
	J 167-P	Sollitto	F 023-F
Santana-Suárez	R 167-P	Soltermann	A 027-F
Santini	M 021-F, 094-F	Sonmez	H 055-F
Santos	F 001-0, 134-P	Sonvico	F 002-0
Saon	C 064-0	Sosnicki	W 068-F
Sartori	F 125-P	Spaggiari	L 052-F, 139-P
Sayar	A 120-P, 158-P, 162-P, 177-P	Spyt	T 030-0
Sayilgan	C 119-P	Stamatis	G 096-F, 180-P
Schaefer	S 037-F	Stavroulias	D 002-0, 010-C
Scheed	A 023-F	Steger	V 019-0
Schirren	J 062-0, 083-F	Sterzi	S 176-P
Schirren	R 083-F	Steyn	R 089-F
Schmid	T 148-P	Stoelben	E 150-P
Schramm	A 027-F	Strano	G 182-P
Schreurs	WA 156-P	Sugarbaker	D 042-F
Schwan	A 096-F	Sulewska	A 163-P
Schwinghammer	C 148-P	Sung	K 160-P
Setinek	U 012-C, 090-F, 112-P, 140-P	Suzuki	T 065-F
Sevilgen	G 046-0, 098-F	Suzuki	K 056-F
Sevim	T 055-F	Swiniarska	J 142-P
Seyhan	E 145-P	Szczesny	T 142-P
Sezer	M 177-P	Szicklavari	Z 017-0
Shahin	Y 101-F	Szlachcinska	A 190-P
Sharma	V 089-F	Szlubowski	A 047-0, 058-F, 068-F, 071-F, 074-V, 086-F, 147-P
Shen	K 028-F		
Shim	YM 081-F, 160-P	Szöke	T 017-0
Shim	MS 160-P	Tacconi	F 048-0
Simón	C 143-P	Tada	H 170-P

AUTHOR LIST

Abstract Author	List	Abstract Author	List
Takahama	M 170-P	Ulutas	H 159-P
Takamochi	K 056-F	Urek	S 097-F
Takuwa	T 107-P	Urer	N 158-P
Tampellini	M 172-P	Uribe-Etxebarria Lugariza-Ares	
Tanaka	F 107-P		N 040-F
Taniguchi	T 135-P	Usami	N 135-P
Tanju	S 137-P	Vadasz	P 011-C, 122-P
Tarladacalisir	T 106-P	Vagvolgyi	A 011-C, 122-P
Tasci	E 097-F	Valente	M 075-V
Tavecchio	L 070-F, 126-P	Valente	S 176-P
Tazel	C 098-F	Valenza	V 151-P
Tempia-Caliera	A 099-F	Van den Bergh	H 037-F
Tenconi	S 091-F	Van der Meij	B 169-P
Tezel	C 046-0, 080-F	Van Leeuwen	P 169-P
Thomas	P 003-0, 066-F, 088-F, 095-F, 183-P	Van Raemdonck	D 059-0, 060-0, 109-P
Thorpe	J 133-P	Vanaudenaerde	B 109-P
Tilleman	T 042-F	Vannucci	F 052-F
Toetsch	M 112-P	Vansteenkiste	J 117-P
Toker	A 137-P	Vaquero	JM 001-0
Toloza	E 034-0	Vara	E 143-P
Tomaszek	S 028-F	Varela	G 029-0, 049-0, 093-F
Toncheva	D 108-P	Varela	A 124-P
Topolcan	O 043-F	Varer	P 080-F
Trainer	S 083-F	Vashakidze	S 166-P
Travaini	L 139-P	Vázquez-Pelillo	J 131-P
Treggiari	S 087-F, 072-F	Veit	S 019-0
Treska	V 043-F	Venuta	F 141-P
Trifiro'	G 139-P	Verbeken	E 109-P
Trifonova	N 108-P	Verleden	G 059-0, 060-0, 109-P
Triviño	A 157-P, 191-P	Veronesi	G 052-F
Trousse	D 088-F, 095-F, 183-P	Vicente-Verdú	R 131-P
Tsujimura	T 107-P	Vicidomini	G 021-F, 094-F
Turna	A 018-0, 154-P, 158-P, 162-P	Vita	ML 151-P, 185-P
Tyczka	J 146-P	Vitolo	D 141-P
Ulukol	N 162-P	Vogt	P 027-F
		Volpato	G 118-P

AUTHOR LIST

Abstract Author	List	Abstract Author	List
Voltolini	L 057-F, 091-F	Yokoi	K 135-P
Vos	R 109-P	Yoneda	K 107-P
Wagner	W 165-P	Yoruk	Y 106-P
Waller	D 030-0, 045-0, 073-F, 188-P	Young	V 050-F
Walles	T 019-0	Yuceyar	L 119-P
Watzka	S 012-C, 090-F, 112-P, 140-P	Yuksef	M 035-F, 128-P, 132-P
Wauters	S 060-0, 109-P	Zekanowska	E 142-P
Weder	W 027-F	Zhao	R 084-F
Weigel	G 090-F, 112-P	Zielinski	M 047-0, 058-F, 068-F, 071-F, 074-V, 086-F, 117-P, 147-P
Welling	A 156-P	Zielinski	P 033-0, 044-0, 146-P
Wells	F 015-0	Zompatori	M 008-C
Welter	S 096-F, 180-P	Zuin	A 125-P
Wiebe	K 017-0		
Wiegmann	B 092-F		
Wigle	D 028-F		
Witkowska	D 041-F		
Witte	B 175-P		
Wojciech	D 146-P		
Wojcik	J 041-F		
Wojtys	M 041-F		
Wolf	M 175-P		
Wolf	A 042-F		
Wood	D 013-0		
Wozniak	M 024-F		
Wujtewicz	M 024-F		
Wykypiel	H 148-P		
Xiumé	F 026-F		
Yamaguchi	M 193-P		
Yamamoto	R 170-P		
Yang	HC 081-F		
Yavasman	I 106-P		
Yaylim	I 018-0		
Yeginsu	A 120-P		
Yekeler	E 159-P		
Yildirim	E 031-0		
Yildizeli	B 132-P		
Yilmazbayhan	D 137-P		

DISCLOSURES

Day	Time	Session	Lecture
Sunday 31 May 2009	09:00-17:00	Postgraduate Symposium	9:20
	09:00-17:00	Postgraduate Symposium	9:20
	09:00-17:00	Postgraduate Symposium	10:00
	09:00-17:00	Postgraduate Symposium	10:00
Sunday 31 May 2009	08:30-17:30	109-P Sunday Posters	08:30-17:30
	08:30-17:30	117-P Sunday Posters	08:30-17:30
	08:30-17:30	117-P Sunday Posters	08:30-17:30
Monday 1 June 2009	08:30-10:30	004-0 Session 1 Brompton	9:30
	08:30-10:30	004-0 Session 1 Brompton	9:30
	08:30-10:30	005-0 Session 1 Brompton	9:50
	08:30-10:30	005-0 Session 1 Brompton	9:50
	08:30-10:30	005-0 Session 1 Brompton	9:50
Monday 1 June 2009	14:00-15.30	022-F Session 4 YIA	14:20
Tuesday 2 June 2009	08:30-12:30	Techno Meeting	9:15
	08:30-12:30	Techno Meeting	10:45
Tuesday 2 June 2009	14:00-15:30	049-0 Session 7 Chest Wall/Diaphragm/Pleura	15:15
	14:00-15:30	049-0 Session 7 Chest Wall/Diaphragm/Pleura	15:15
Tuesday 2 June 2009	16:00-17:30	059-0 Session 9 Airway/Transplantation	16:00
Tuesday 2 June 2009	16:00-17.30	060-0 Session 9 Airway/Transplantation	16:00
Tuesday 2 June 2009	08:30-17:30	175-P Tuesday Posters	08:30-17:30
Wednesday 3 June 2009	08:00-09:00	109-P Session 11 Best Posters	8:50
Wednesday 3 June 2009	08:00-09:00	Session 12 Video	08:00-09:00
	08.00-09.00	079-V Session 12 Video	8:50
Wednesday 3 June 2009	11:00-13:00	082-F Session 13 Mixed Malignant	11:20
Wednesday 3 June 2009	07:00-07:50	Breakfast Session	07:00-07:50
	07:00-07:50	Breakfast Session	07:00-07:50

Role	First Name	Name	Company	Relationship
Invited Speaker	Thomas	D'Amico	Covidien	Invited Speaker
Invited Speaker	Thomas	D'Amico	Scanlan Instruments	Consultant
Invited Speaker	David	Jones	Merck Inc	Research Funding
Invited Speaker	David	Jones	Millennium Inc	Research Funding
Abstract Presenter	Caroline	Meers	FWO Flanders G.0576.06	Research Funding
Abstract Presenter	Jacek	Jassem	GSK	Advisory Board
Abstract Presenter	Channa	Debruyne	GSK Biologicals	Employee
Discussant	Alessandro	Brunelli	Millicore AB	Consultant
Discussant	Alessandro	Brunelli	Medela Healthcare	Consultant
Abstract Presenter	Rene	Petersen	Covidien	Fellowship
Discussant	Thomas	D'Amico	Covidien	Invited Speaker
Discussant	Thomas	D'Amico	Scanlan Instruments	Consultant
Abstract Presenter	Oleksandr	Linchevskyy	CSMG Technologies	Research Funding
Speaker	Mark	Krasnik	Olympus	Travel Grant
Speaker	Douglas	Wood	Spiration Inc	Consultant, Research Funding
Abstract Presenter	Gonzalo	Varela	Millicore	Consultant
Abstract Presenter	Alessandro	Brunelli	Millicore	Consultant
Abstract Presenter	Dirk	Van Raemdonck	FWO Flanders G.3C04.99	Senior Clinical Investigator
Abstract Presenter	Shana	Wauters	FWO Flanders G.0282.07	Research Funding
Abstract Presenter	Martin	Hurtgen	Gelitamedical	Funding
Abstract Presenter	Caroline	Meers	FWO Flanders G.0576.06	Research Funding
Chair	Thomas	Kiefer	Medela Healthcare	Consultant
Abstract Presenter	Axel	Rolle	Rolle & Rolle Company	Family
Abstract Presenter	Axel	Rolle	Rolle & Rolle Company	Family
Invited Speaker	Thomas	D'Amico	Scanlan Instruments	Consultant
Invited Speaker	Thomas	D'Amico	Covidien	Speaker

COMMERCIAL EXHIBITION

EXHIBITION OPENING HOURS

Sunday, 31 May 2009	10:00 - 17:30
Monday, 1 June 2009	10:00 - 16:00
Tuesday, 2 June 2009	10:00 - 16:00
Wednesday, 3 June 2009	10:00 - 12:00

ESTS wishes to express its gratitude to the exhibitors for participating in the 17th European Conference on General Thoracic Surgery. Participants are invited to visit the Commercial Exhibition on the second floor of the Auditorium Maximum.

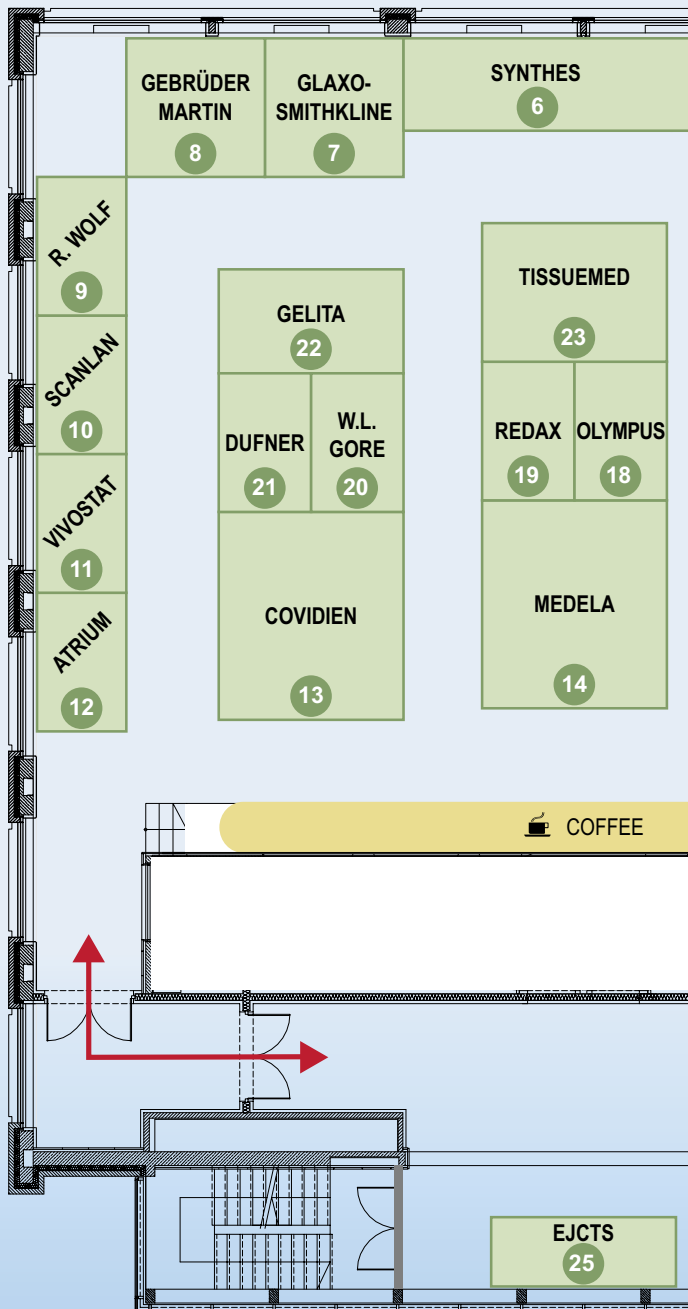
LIST OF EXHIBITORS**Exhibitors - alphabetical order**

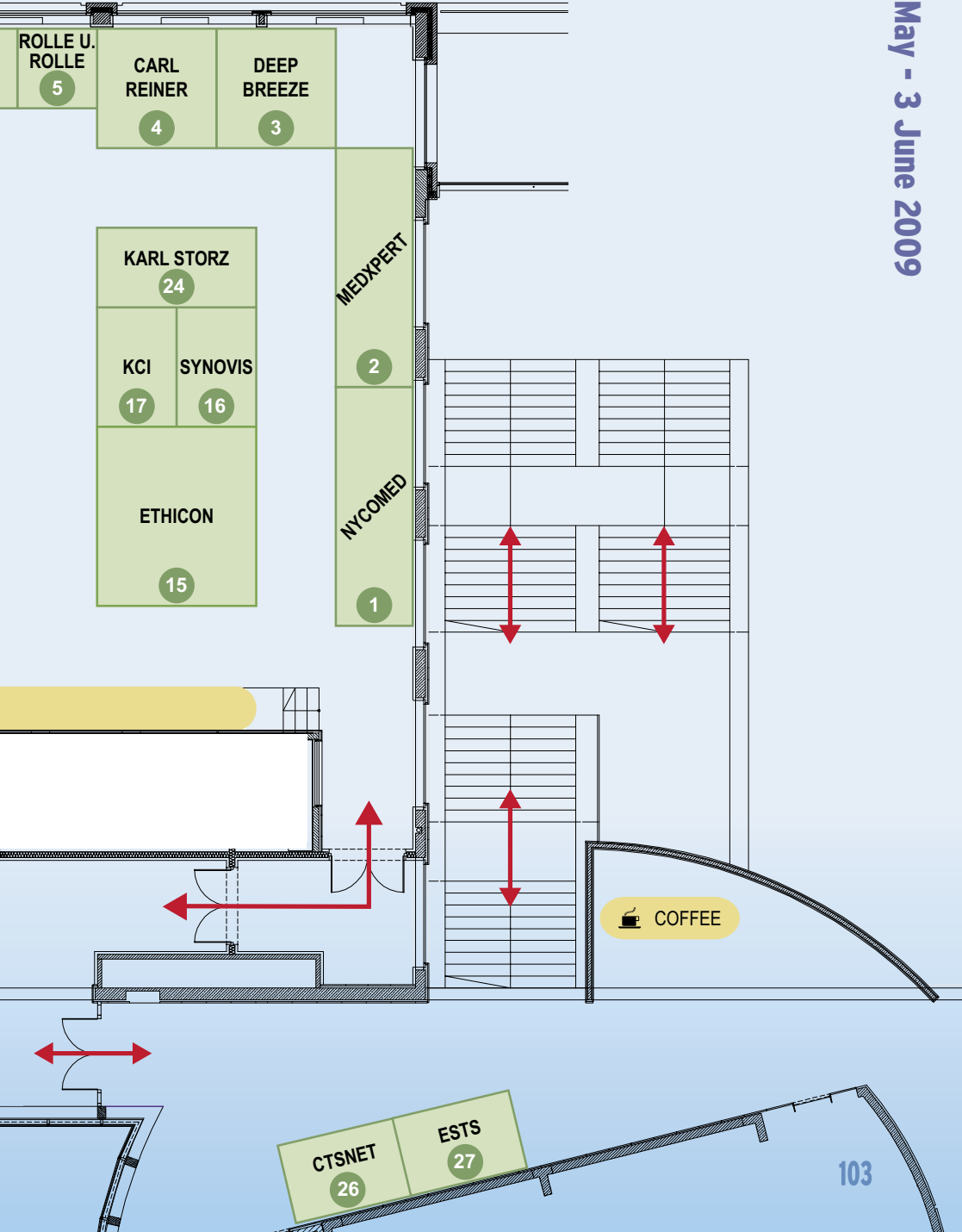
Exhibitor	Booth number
Atrium Europe	12
CTSnet	26
Covidien	13
Deep Breeze	3
Dufner Instrumente	21
EJCTS	25
ESTS	27
Ethicon Endo-Surgery	15
Gebrüder Martin	8
Gelita Medical	22
GlaxoSmithKline	7
KCI Austria	17
Medela	14
MedXpert	2
Nycomed Group	1
Olympus Medical Systems Europe	18
Redax	19
Carl Reiner	4
Rolle&Rolle	5
Scanlan International	10
Karl Storz	24
Synovis Surgical Innovations	16
Synthes	6
Tissuemed	23
Vivolution	11
W.L. Gore	20
Richard Wolf	9

Exhibitors - numerical order

Exhibitor	Booth number
Nycomed Group	1
MedXpert	2
Deep Breeze	3
Carl Reiner	4
Rolle&Rolle	5
Synthes	6
GlaxoSmithKline	7
Gebrüder Martin	8
Richard Wolf	9
Scanlan International	10
Vivolution	11
Atrium Europe	12
Covidien	13
Medela	14
Ethicon Endo-Surgery	15
Synovis Surgical Innovations	16
KCI Austria	17
Olympus Medical Systems Europe	18
Redax	19
W.L. Gore	20
Dufner Instrumente	21
Gelita Medical	22
Tissuemed	23
Karl Storz	24
EJCTS	25
CTSnet	26
ESTS	27

EXHIBITORS FLOOR PLAN





SPONSOR ACKNOWLEDGEMENTS

SPECIAL SUPPORT



COVIDIEN

positive results for life™

NYCOMED

ESTS gratefully acknowledges the support by the following companies to the 17th European Conference on General Thoracic Surgery in Krakow:

GOLD SPONSOR



COVIDIEN

positive results for life™

medela 



ETHICON ENDO-SURGERY

a *Johnson & Johnson* company

SILVER SPONSOR

NYCOMED

BRONZE SPONSOR

 **ATRIUM**

OFFICIAL CARRIER

POLISH AIRLINES

LOT

A STAR ALLIANCE MEMBER 

www.lot.com

KLS Martin Laser Nd:YAG MY 40 1.3

The Excellence in Lung Surgery



KLS Martin is your competent partner

for innovative laser systems in

- Thoracic Surgery
- Thoracoscopy
- Endobronchial Surgery
- Endotracheal Surgery

Thanks to its special wavelength of 1,318 nm, which is characterized by a ten-fold higher absorption in water, the KLS Martin Laser Nd:YAG MY40 ideally combines **resection**, **coagulation** and **tissue sealing**.



Gebrüder Martin GmbH & Co. KG
A company of the KLS Martin Group
Ludwigstaler Str. 132 · D-78532 Tuttlingen
Phone +49 7461 706-0 · Fax +49 7461 706-193
info@klsmartin.com · www.klsmartin.com

See us at the
ESTS Congress
in Krakow/Poland
Booth 8

Smallest digital thoracic drainage system in the world

Thopaz™

- Promotes mobility
- Ensures digital documentation
- Guarantees safety
- Incorporates research

NEW

Canister with Solidfier



Please contact us or your local Medela representative for details.

International Sales

Medela AG, Medical Technology
Lättichstrasse 4b
6341 Baar, Switzerland
Phone +41 (0)41 769 51 51
Fax +41 (0)41 769 51 00
info@medela.ch
www.medela.com

Precious life. Progressive care.